

Модули, IGBT, Eures, Infineon, купить в Минске tel. +375447584780 [www.fotorele.net](http://www.fotorele.net) [www.tiristor.by](http://www.tiristor.by)  
радиодетали, электронные компоненты email [minsk17@tut.by](mailto:minsk17@tut.by) tel.+375 29 758 47 80 мтс  
каталог, описание, технические, характеристики, datasheet, параметры,  
маркировка, габариты, фото

DD89N14K, DD89N16K

## Short form catalog 2018

Power semiconductors for industrial and consumer applications

[www.infineon.com/power](http://www.infineon.com/power)



# Reference book IGBT Modules

Technologies, Driver and Application

IGBT Modules – Technologies, Driver and Applications

Andreas Volke (Author), Michael Hornkamp (Author),

Jost Wendt (Translator)

ISBN: 978-3-00-040134-3

For further information please visit our website:

[www.infineon.com/igbt-book](http://www.infineon.com/igbt-book)



DD89N14K, DD89N16K



# Contents

<b>Bare dies</b>	<b>5</b>	<b>Silicon Carbide (SiC)</b>	<b>57</b>	<b>Thyristor / diode discs</b>	<b>93</b>
IGBT bare dies	6	CoolSiC™ MOSFET	58	Solution tree	94
Diode bare dies	11	CoolSiC™ Schottky Diode	59	Thyristor discs	95
		CoolSiC™ Hybrid Modules	62	Welding diodes	103
<b>Discretes</b>	<b>15</b>			Fast Rectifier diodes	104
IGBT Selection Tree	16	<b>IPMs &amp; Digital Motor Controller</b>	<b>65</b>	IGCT / IGBT freewheeling diodes	105
Discrete IGBT with anti-parallel diode	17	Intelligent power modules (IPMs)	66	Rectifier diodes	106
Discrete IGBT without anti-parallel diode	24	Digital Motor Controller (iMOTION™)	70	Accessories	110
600 V / 1200 V ultra soft diode	27				
650 V Rapid 1 and Rapid 2 Diode	28	<b>Gate Driver ICs</b>	<b>73</b>	<b>Thyristor / diode modules</b>	<b>113</b>
		High Side Gate Driver ICs	74	Thyristor Soft Starter Modules	114
<b>IGBT modules</b>	<b>31</b>	Low Side Gate Driver ICs	76	Thyristor / diode modules	115
IGBT package overview	32	High and Low Side Gate Driver ICs	77	Bridge rectifier and AC-switches	128
IGBT modules up to 650 V	33	Half Bridge Gate Driver ICs	79	Accessories	129
IGBT modules up to 1200 V	37	Three Phase Gate Driver ICs	82		
IGBT modules up to 1700 V	49	Gate Driver Support ICs	84	<b>Solid State Relay</b>	<b>131</b>
IGBT modules up to 3300 V	54	Driver Boards	85	Photovoltaic Isolators	132
IGBT modules up to 6500 V	55			Photovoltaic Relays	133
		<b>Stacks &amp; Boards</b>	<b>87</b>		
		IGBT Stacks & IGBT Assemblies	88		
		Boards	89		



DD89N14K,

DD89N16K

INFINEON TECHNOLOGIES DD89N14K

Модуль: диодный; два последовательных диода;

1,4кВ; 89А;

1,6кВ; 89А;

1400v

1600v

Bare dies

## IGBTs and diodes

DD89N14K, DD89N16K

INFINEON TECHNOLOGIES DD89N14K

Модуль: диодный;

два последовательных диода;

1,4кВ; 89А;

1,6кВ; 89А; 1400v, 1600v

The TRENCHSTOP™ IGBT combines the unique Trench- and Fieldstop-Technology and is a benchmark in the Industry. The portfolio includes the voltage range from 600 V up to 1700 V with several different versions, and is optimized for a wide range of applications like Drives, Renewable Energy, Welding and Power Supplies.

Emitter Controlled-Diode is Infineon unique Fast Recovery Diode technology. The Ultrathin wafer and field-stop technology makes the Emitter Controlled-Diode from Infineon ideally suited for consumer & industry applications as it lower the turn-on losses of the IGBT with soft recovery. The Emitter Controlled-Diode is optimized for the Infineon IGBT technology.

# IGBT bare dies

Product	Product Status	$V_{CE}$ max [V]	$I_C$ max [A]	Technology	$V_{CE(sat)}$ max [V]	$V_{GE(th)}$ min [V]	$V_{GE(th)}$ max [V]	Operating Temperature min [°C]	Operating Temperature max [°C]
600 V									
SIGC100T60R3E	active and preferred	600	200	IGBT3	1.85	5	6.5	-40	175
SIGC156T60SNR2C	active and preferred	600	200	IGBT2 Fast	2.5	3	5	-55	150
SIGC156T60NR2C	active and preferred	600	200	IGBT2	2.5	4.5	6.5	-55	150
SIGC76T60R3E	active and preferred	600	150	IGBT3	1.85	5	6.5	-40	175
SIGC121T60NR2C	active and preferred	600	150	IGBT2	2.5	4.5	6.5	-55	150
SIGC54T60R3E	active and preferred	600	100	IGBT3	1.85	5	6.5	-40	175
SIGC81T60SNC	active and preferred	600	100	IGBT2 Fast	2.5	3	5	-55	150
SIGC81T60NC	active and preferred	600	100	IGBT2	2.5	4.5	6.5	-55	150
SIGC39T60E	active and preferred	600	75	IGBT3	1.85	5	6.5	-40	175
SIGC40T60R3E	active and preferred	600	75	IGBT3	1.85	5	6.5	-40	175
SIGC61T60NC	active and preferred	600	75	IGBT2	2.5	4.5	6.5	-55	150
SIGC28T60E	active and preferred	600	50	IGBT3	1.85	5	6.5	-40	175
SIGC42T60UN	active and preferred	600	50	IGBT2 HighSpeed	3.15	3	5	-55	150
SIGC42T60SNC	active and preferred	600	50	IGBT2 Fast	2.5	3	5	-55	150
SIGC42T60NC	active and preferred	600	50	IGBT2	2.5	4.5	6.5	-55	150
SIGC19T60SE	active and preferred	600	40	IGBT3 Fast	1.97	4.2	5.6	-40	150
SIGC15T60SE	active and preferred	600	30	IGBT3 Fast	2.05	4.1	5.7	-40	150
SIGC15T60E	active and preferred	600	30	IGBT3	1.9	5	6.5	-40	175
SIGC25T60UN	active and preferred	600	30	IGBT2 HighSpeed	3.15	3	5	-55	150
SIGC25T60SNC	active and preferred	600	30	IGBT2 Fast	2.5	3	5	-55	150
SIGC25T60NC	active and preferred	600	30	IGBT2	2.5	4.5	6.5	-55	150
SIGC10T60SE	active and preferred	600	20	IGBT3 Fast	2.05	4.1	5.7	-40	150
SIGC10T60E	active and preferred	600	20	IGBT3	1.9	5	6.5	-40	175
SIGC18T60UN	active and preferred	600	20	IGBT2 HighSpeed	3.15	3	5	-55	150
SIGC18T60SNC	active and preferred	600	20	IGBT2 Fast	2.5	3	5	-55	150
SIGC18T60NC	active and preferred	600	20	IGBT2	2.5	4.5	6.5	-55	150
IGC10R60DE	active and preferred	600	15	IGBT3 RC Drives	5.7	4.3	5.7	-40	175
SIGC08T60SE	active and preferred	600	15	IGBT3 Fast	2.05	4.1	5.7	-40	150

Product	Product Status	$V_{CE}$ max [V]	$I_C$ max [A]	Technology	$V_{CE(sat)}$ max [V]	$V_{GE(th)}$ min [V]	$V_{GE(th)}$ max [V]	Operating Temperature min [°C]	Operating Temperature max [°C]
600 V									
SIGC08T60E	active and preferred	600	15	IGBT3	1.9	5	6.5	-40	175
SIGC15T60UN	active and preferred	600	15	IGBT2 HighSpeed	3.15	3	5	-55	150
SIGC14T60SNC	active and preferred	600	15	IGBT2 Fast	2.5	3	5	-55	150
SIGC14T60NC	active and preferred	600	15	IGBT2	2.5	4.5	6.5	-55	150
IGC07R60DE	active and preferred	600	10	IGBT3 RC Drives	2.1	4.3	5.7	-40	175
SIGC06T60GE	active and preferred	600	10	IGBT3	1.9	5	6.5	-40	175
SIGC06T60E	active and preferred	600	10	IGBT3	1.9	5	6.5	-40	175
SIGC12T60SNC	active and preferred	600	10	IGBT2 Fast	2.5	3	5	-55	150
SIGC11T60SNC	active and preferred	600	10	IGBT2 Fast	2.4	3	5	-55	150
SIGC12T60NC	active and preferred	600	10	IGBT2	2.5	4.5	6.5	-55	150
SIGC11T60NC	active and preferred	600	10	IGBT2	2.5	4.5	6.5	-55	150
IGC06R60DE	active and preferred	600	8	IGBT3 RC Drives	2.1	4.3	5.7	-40	175
IGC05R60DE	active and preferred	600	6	IGBT3 RC Drives	2.1	4.3	5.7	-40	175
SIGC04T60GSE	active and preferred	600	6	IGBT3 Fast	2.05	4.1	5.7	-40	150
SIGC04T60GE	active and preferred	600	6	IGBT3	1.9	5	6.5	-40	175
SIGC04T60E	active and preferred	600	6	IGBT3	1.9	5	6.5	-40	175
SIGC07T60UN	active and preferred	600	6	IGBT2 HighSpeed	3.15	3	5	-55	150
SIGC07T60SNC	active and preferred	600	6	IGBT2 Fast	2.5	3	5	-55	150
SIGC07T60NC	active and preferred	600	6	IGBT2	2.5	4.5	6.5	-55	150
IGC04R60DE	active and preferred	600	4	IGBT3 RC Drives	2.1	4.3	5.7	-40	175
SIGC03T60SE	active and preferred	600	4	IGBT3 Fast	2.05	4.1	5.7	-40	150
SIGC03T60E	active and preferred	600	4	IGBT3	1.9	5	6.5	-40	175
SIGC05T60SNC	active and preferred	600	4	IGBT2 Fast	2	3	5	-55	150
IGC03R60DE	active and preferred	600	2.5	IGBT3 RC Drives	2.1	4.3	5.7	-40	175
SIGC03T60SNC	active and preferred	600	2	IGBT2 Fast	2.5	3	5	-55	150

# IGBT bare dies

Product	Product Status	$V_{CE}$ max [V]	$I_C$ max [A]	Technology	$V_{CE(sat)}$ max [V]	$V_{GE(th)}$ min [V]	$V_{GE(th)}$ max [V]	Operating Temperature min [°C]	Operating Temperature max [°C]
650 V									
SIGC100T65R3E	active and preferred	650	200	IGBT3	1.2	5.1	6.4	-40	175
IGC100T65T8RM	active and preferred	650	200	IGBT3 Medium Power	1.23	5.1	6.4	-40	175
SIGC78T65R3E	active and preferred	650	150	IGBT3	1.54	5.1	6.4	-40	175
SIGC76T65R3E	active and preferred	650	150	IGBT3	1.2	5.1	6.4	-40	175
IGC76T65T8RM	active and preferred	650	150	IGBT3 Medium Power	1.23	5.1	6.4	-40	175
IGC54T65R3QE	active and preferred	650	100	IGBT HighSpeed 3	2.22	4.2	5.6	-40	175
SIGC54T65R3E	active and preferred	650	100	IGBT3	1.77	5.1	6.4	-40	175
IGC54T65T8RM	active and preferred	650	100	IGBT3 Medium Power	1.82	5.1	6.4	-40	175
IGC39T65QE	active and preferred	650	75	IGBT HighSpeed 3	2.22	4.2	5.6	-40	175
SIGC39T65E	active and preferred	650	75	IGBT3	1.77	5.1	6.4	-40	175
SIGC40T65R3E	active and preferred	650	75	IGBT3	1.77	5.1	6.4	-40	175
IGC39T65T8M	active and preferred	650	75	IGBT3 Medium Power	1.82	5.1	6.4	-40	175
IGC31T65QE	active and preferred	650	60	IGBT HighSpeed 3	2.22	4.2	5.6	-40	175
IGC28T65QE	active and preferred	650	50	IGBT HighSpeed 3	2.22	4.2	5.6	-40	175
SIGC28T65E	active and preferred	650	50	IGBT3	1.77	5.1	6.4	-40	175
IGC28T65T8M	active and preferred	650	50	IGBT3 Medium Power	1.82	5.1	6.4	-40	175
IGC19T65QE	active and preferred	650	40	IGBT HighSpeed 3	2.32	4.2	5.6	-40	175
IGC15T65QE	active and preferred	650	30	IGBT HighSpeed 3	2.32	4.2	5.6	-40	175
SIGC15T65E	active and preferred	650	30	IGBT3	1.87	5.1	6.4	-40	175
IGC10T65QE	active and preferred	650	20	IGBT HighSpeed 3	2.32	4.2	5.6	-40	175
SIGC10T65E	active and preferred	650	20	IGBT3	1.87	5.1	6.4	-40	175
SIGC08T65E	active and preferred	650	15	IGBT3	1.87	5.1	6.4	-40	175
SIGC06T65E	active and preferred	650	10	IGBT3	1.87	5.1	6.5	-40	175
SIGC06T65GE	active and preferred	650	10	IGBT3	1.87	5.1	6.4	-40	175
SIGC04T65E	active and preferred	650	6	IGBT3	1.87	5.1	6.5	-40	175



Product	Product Status	$V_{CE}$ max [V]	$I_C$ max [A]	Technology	$V_{CE(sat)}$ max [V]	$V_{GE(th)}$ min [V]	$V_{GE(th)}$ max [V]	Operating Temperature min [°C]	Operating Temperature max [°C]
1200 V									
IGC193T120T8RM	active and preferred	1200	200	IGBT4 Medium Power	1.3	5.3	6.3	-40	175
IGC189T120T8RL	active and preferred	1200	200	IGBT4 Low Power	2.05	5.3	6.3	-40	175
IGC142T120T8RH	active and preferred	1200	150	IGBT4 High Power	1.26	5.1	6.4	-40	175
IGC142T120T8RM	active and preferred	1200	150	IGBT4 Medium Power	1.74	5.3	6.3	-40	175
IGC142T120T8RL	active and preferred	1200	150	IGBT4 Low Power	1.74	5.3	6.3	-40	175
SIGC158T120R3E	active and preferred	1200	150	IGBT3	2.1	5	6.5	-40	150
SIGC158T120R3LE	active and preferred	1200	150	IGBT3	2.1	5	6.5	-40	150
IGC99T120T8RH	active and preferred	1200	100	IGBT4 High Power	1.92	5.1	6.4	-40	175
IGC99T120T8RM	active and preferred	1200	100	IGBT4 Medium Power	1.97	5.1	6.4	-40	175
IGC99T120T8RL	active and preferred	1200	100	IGBT4 Low Power	1.97	5.1	6.4	-40	175
IGC99T120T8RQ	active and preferred	1200	100	IGBT HighSpeed 3	2.42	5.1	6.4	-40	175
SIGC109T120R3E	active and preferred	1200	100	IGBT3	2.1	5	6.5	-40	150
SIGC109T120R3LE	active and preferred	1200	100	IGBT3	2.1	5	6.5	-40	150
IGC70T120T8RM	active and preferred	1200	75	IGBT4 Medium Power	2.07	5.3	6.3	-40	175
IGC70T120T8RL	active and preferred	1200	75	IGBT4 Low Power	2.07	5.3	6.3	-40	175
IGC70T120T8RQ	active and preferred	1200	75	IGBT HighSpeed 3	2.42	5.3	6.3	-40	175
SIGC84T120R3LE	active and preferred	1200	75	IGBT3	2.1	5	6.5	-40	150
SIGC84T120R3E	active and preferred	1200	75	IGBT3	2.1	5	6.5	-40	150
IGC50T120T8RL	active and preferred	1200	50	IGBT4 Low Power	2.07	5.3	6.3	-40	175
IGC50T120T8RQ	active and preferred	1200	50	IGBT HighSpeed 3	2.42	5.3	6.3	-40	175
SIGC57T120R3LE	active and preferred	1200	50	IGBT3	2.1	5	6.5	-40	150
SIGC57T120R3E	active and preferred	1200	50	IGBT3	2.1	5	6.5	-40	150
IGC41T120T8Q	active and preferred	1200	40	IGBT HighSpeed 3	2.42	5.3	6.3	-40	175
SIGC41T120R3LE	active and preferred	1200	40	IGBT3	2.1	5	6.5	-40	150
IGC36T120T8L	active and preferred	1200	35	IGBT4 Low Power	2.07	5.3	6.3	-40	175
SIGC41T120R3E	active and preferred	1200	35	IGBT3	2.1	5	6.5	-40	150
IGC27T120T8L	active and preferred	1200	25	IGBT4 Low Power	2.07	5.3	6.3	-40	175
IGC27T120T8Q	active and preferred	1200	25	IGBT HighSpeed 3	2.42	5.3	6.3	-40	175

# IGBT bare dies

Product	Product Status	$V_{CE}$ max [V]	$I_C$ max [A]	Technology	$V_{CE(sat)}$ max [V]	$V_{GE(th)}$ min [V]	$V_{GE(th)}$ max [V]	Operating Temperature min [°C]	Operating Temperature max [°C]
<b>1200 V</b>									
SIGC32T120R3E	active and preferred	1200	25	IGBT3	2.1	5	6.5	-40	150
SIGC32T120R3LE	active and preferred	1200	25	IGBT3	2.1	5	6.5	-40	150
IGC18T120T8L	active and preferred	1200	15	IGBT4 Low Power	2.07	5.3	6.3	-40	175
IGC18T120T8Q	active and preferred	1200	15	IGBT HighSpeed 3	2.42	5.3	6.3	-40	175
SIGC20T120E	active and preferred	1200	15	IGBT3	2.1	5	6.5	-40	150
SIGC20T120LE	active and preferred	1200	15	IGBT3	2.1	5	6.5	-40	150
IGC13T120T8L	active and preferred	1200	10	IGBT4 Low Power	2.07	5.3	6.3	-40	175
IGC11T120T8L	active and preferred	1200	8	IGBT4 Low Power	2.07	5.3	6.3	-40	175
SIGC12T120E	active and preferred	1200	8	IGBT3	2.1	5	6.5	-40	150
SIGC12T120LE	active and preferred	1200	8	IGBT3	2.1	5	6.5	-40	150
IGC07T120T8L	active and preferred	1200	4	IGBT4 Low Power	2.02	5.3	6.3	-40	175
<b>1700 V</b>									
IGC168T170S8RH	active and preferred	1700	150	IGBT3 High Power	2.15	5.2	6.4	-40	150
IGC168T170S8RM	active and preferred	1700	150	IGBT3 Medium Power	2.2	5.2	6.4	-40	150
SIGC186T170R3E	active and preferred	1700	150	IGBT3	2.4	5.2	6.4	-55	150
SIGC158T170R3E	active and preferred	1700	125	IGBT3	2.4	5.2	6.4	-55	150
IGC136T170S8RH2	active and preferred	1700	117.5	IGBT3 High Power	1.3	5.3	6.3	-40	150
IGC114T170S8RH	active and preferred	1700	100	IGBT3 High Power	2.15	5.2	6.4	-40	150
IGC114T170S8RM	active and preferred	1700	100	IGBT3 Medium Power	2.2	5.2	6.4	-40	150
SIGC128T170R3E	active and preferred	1700	100	IGBT3	2.4	5.2	6.4	-55	150
IGC89T170S8RM	active and preferred	1700	75	IGBT3 Medium Power	2.2	5.2	6.4	-40	150
SIGC101T170R3E	active and preferred	1700	75	IGBT3	2.4	5.2	6.4	-55	150
SIGC68T170R3E	active and preferred	1700	50	IGBT3	2.4	5.2	6.4	-55	150
SIGC42T170R3GE	active and preferred	1700	29	IGBT3	2.4	5.2	6.4	-55	150

# Diode bare dies

Product	Product Status	$V_{DS}$ max [V]	$I_F$ max [A]	$I_{(FSM)}$ max [A]	$V_F$ [V]	$I_R$ max [ $\mu$ A]
<b>Emitter Controlled Diode High Efficiency</b>						
SIDC105D120H8	active and preferred	1200	200	400	1.29	2.6
SIDC14D120H8	active and preferred	1200	25	50	1.6	27
SIDC07D60AF6	active and preferred	600	22.5	45	1.5	250
<b>Emitter Controlled Diode 4 High Power</b>						
IDC73D120T8H	active and preferred	1200	-	-	1.35	26
IDC73D120T6H	active and preferred	1200	150	300	1.9	26
IDC73D120T6H	active and preferred	1200	150	300	1.9	26
IDC51D120T8H	active and preferred	1200	-	-	1.9	18
IDC51D120T6H	active and preferred	1200	100	200	1.9	18
IDC40D120T8H	active and preferred	1200	-	-	1.9	14
IDC40D120T6H	active and preferred	1200	75	150	1.9	14
<b>Emitter Controlled Diode 4 Medium Power</b>						
IDC73D120T8M	active and preferred	1200	-	-	1.25	26
IDC51D120T8M	active and preferred	1200	-	-	1.7	18
IDC51D120T6M	active and preferred	1200	100	200	1.7	18
IDC40D120T8M	active and preferred	1200	-	-	1.7	14
IDC40D120T6M	active and preferred	1200	75	-	1.7	14
IDC28D120T8M	active and preferred	1200	-	-	1.7	10
IDC28D120T6M	active and preferred	1200	50	100	1.7	10
IDC21D120T8M	active and preferred	1200	-	-	1.7	7.7
IDC21D120T6M	active and preferred	1200	35	70	1.7	7.7
IDC15D120T8M	active and preferred	1200	-	-	1.7	5.2
IDC15D120T6M	active and preferred	1200	25	50	1.7	5.2
IDC10D120T8M	active and preferred	1200	-	-	1.7	3.5
IDC08D120T8M	active and preferred	1200	-	-	1.7	2.7
IDC08D120T6M	active and preferred	1200	10	30	1.7	2.7
IDC10D120T6M	active and preferred	1200	15	-	1.7	3.5

# Diode bare dies

Product	Product Status	$V_{DS}$ max [V]	$I_F$ max [A]	$I_{(FSM)}$ max [A]	$V_F$ [V]	$I_R$ max [μA]
<b>Emitter Controlled Diode 3</b>						
SIDC161D170H	active and preferred	1700	300	600	1.8	250
SIDC112D170H	active and preferred	1700	205	410	1.9	20
SIDC110D170H	active and preferred	1700	200	400	1.8	250
SIDC85D170H	active and preferred	1700	150	300	1.8	250
SIDC78D170H	active and preferred	1700	150	300	1.8	250
SIDC59D170H	active and preferred	1700	100	200	1.8	250
SIDC46D170H	active and preferred	1700	75	150	1.8	250
SIDC32D170H	active and preferred	1700	50	100	1.8	250
SIDC50D65C8	active and preferred	650	200		1.17	2.4
SIDC38D65C8	active and preferred	650	150	300	1.17	1.8
SIDC26D65C8	active and preferred	650	100	200	1.17	1.2
SIDC20D65C8	active and preferred	650	75	150	1.55	0.9
SIDC14D65C8	active and preferred	650	50	100	1.55	0.6
SIDC08D65C8	active and preferred	650	30	60	1.55	0.36
SIDC06D65C8	active and preferred	650	20	40	1.55	0.24
SIDC05D65C8	active and preferred	650	15	30	1.55	0.18
SIDC03D65C8	active and preferred	650	10	20	1.55	0.14
SIDC02D65C8	active and preferred	650	6	12	1.55	0.1
SIDC50D60C8	active and preferred	600	200	400	1.6	27
SIDC38D60C8	active and preferred	600	150	300	1.6	27
SIDC26D60C8	active and preferred	600	100	200	1.6	27
SIDC20D60C8	active and preferred	600	75	150	1.6	27
SIDC14D60C8	active and preferred	600	50	100	1.6	27
SIDC08D60C8	active and preferred	600	30	60	1.6	27
SIDC06D60C8	active and preferred	600	20	40	1.6	27
SIDC05D60C8	active and preferred	600	15	30	1.6	27
SIDC03D60C8	active and preferred	600	10	20	1.6	27
SIDC02D60C8	active and preferred	600	6	12	1.6	27

Product	Product Status	$V_{DS}$ max [V]	$I_F$ max [A]	$I_{(FSM)}$ max [A]	$V_F$ [V]	$I_R$ max [ $\mu$ A]
<b>Emitter Controlled Diode Fast</b>						
SIDC130D170H	active and preferred	1700	235	470	1.35	11
SIDC81D120H8	active and preferred	1200	150	300	1.6	27
SIDC81D120F6	active and preferred	1200	100	200	2.1	250
SIDC53D120H8	active and preferred	1200	100	200	1.6	27
SIDC56D120F6	active and preferred	1200	75	150	2.1	250
SIDC42D120H8	active and preferred	1200	75	150	1.6	27
SIDC42D120F6	active and preferred	1200	50	100	2.1	250
SIDC30D120H8	active and preferred	1200	50	100	1.6	27
SIDC30D120F6	active and preferred	1200	35	70	2.1	250
SIDC23D120H8	active and preferred	1200	35	70	1.6	27
SIDC23D120F6	active and preferred	1200	25	50	2.1	250
SIDC14D120F6	active and preferred	1200	15	30	2.1	250
SIDC10D120H8	active and preferred	1200	15	30	1.6	27
SIDC08D120H8	active and preferred	1200	10	20	1.6	27
SIDC06D120H8	active and preferred	1200	7.5	15	1.6	27
SIDC08D120F6	active and preferred	1200	7	14	2.1	250
SIDC03D120H8	active and preferred	1200	3	6	1.6	27
SIDC06D120F6	active and preferred	1200	5	10	2.1	250
SIDC03D120F6	active and preferred	1200	2	4	2.1	250
<b>Emitter Controlled Diode</b>						
SIDC73D170E6	active and preferred	1700	100	200	2.15	375
SIDC56D170E6	active and preferred	1700	75	150	2.15	375
SIDC42D170E6	active and preferred	1700	50	100	2.15	375





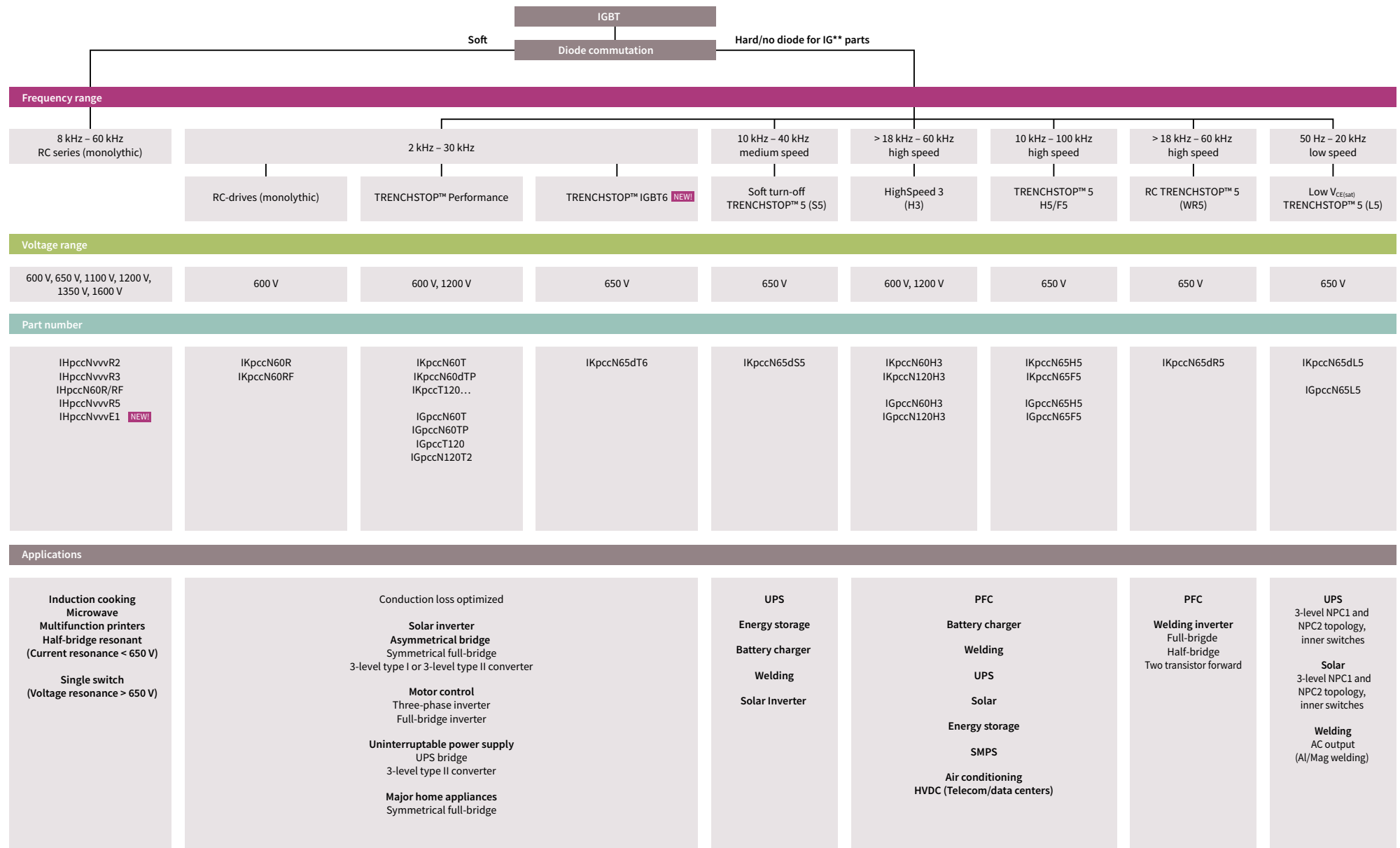
Discretes

## IGBTs and diodes

**Market leadership through groundbreaking innovation and application focus**

Striving for the highest standards in performance and quality, Infineon offers a comprehensive application specific discrete IGBT portfolio that is second to none.

# IGBT Selection Tree





# Discrete IGBT with anti-parallel diode

Product	Product Status	Switching Frequency min [kHz]	Switching Frequency max [kHz]	Package	Voltage Class max [V]	I <sub>cpuls</sub> max [A]	P <sub>tot</sub> max [W]	V <sub>CE(sat)</sub> [V]	E <sub>on</sub> [mJ]	t <sub>d(on)</sub> [ns]	t <sub>r</sub> [ns]	t <sub>d(off)</sub> [ns]	t <sub>f</sub> [ns]	Q <sub>Gate</sub> [nC]	I <sub>F</sub> max [A]	I <sub>Fpuls</sub> max [A]	V <sub>F</sub> [V]	Q <sub>rr</sub> [nC]	I <sub>rrm</sub> [A]	I <sub>C</sub> @ 100° max [A]	I <sub>C</sub> @ 25° max [A]	E <sub>off</sub> Hard Switching [mJ]	E <sub>off</sub> Soft Switching [mJ]
IGBT TRENCHSTOP™ Advanced Isolation																							
IKFW50N60DH3	active and preferred	18	60	PG-TO247-3-AI	600	160	145	1.85	1.22	25	35	212	22	210	40	160	1.45	0.51	11.7	-	53	0.62	-
IKFW60N60DH3E	active and preferred	18	60	PG-TO247-3-AI	600	150	141	2.2	1.57	23	39	170	19	210	40	150	2.2	0.55	12	-	53	0.72	-
IKFW50N60DH3E	active and preferred	18	60	PG-TO247-3-AI	600	120	130	2.2	1.28	21	39	174	18	160	40	120	1.5	0.51	11.7	-	40	0.56	-
IKFW40N60DH3E	active and preferred	18	60	PG-TO247-3-AI	600	90	111	2.3	0.87	18	34	144	16	107	35	90	1.6	0.4	9.9	-	34	0.36	-
IGBT TRENCHSTOP™ 6																							
IKA15N65ET6	active and preferred	5	30	PG-TO220-3 FP	650	57.5	45	1.5	0.23	30	22	117	42	37	17	57.5	1.5	0.21	5.1	11	17	0.11	-
IKA10N65ET6	active and preferred	5	30	PG-TO220-3 FP	650	42.5	40	1.5	0.2	30	18	106	46	27	14	42.5	1.45	0.21	5.7	9	15	0.07	-
IKA08N65ET6	active and preferred	5	30	PG-TO220-3 FP	650	25	33	1.5	0.11	20	12	59	53	17	14	25	1.28	0.15	5.9	7	11	0.04	-
IGBT TRENCHSTOP™ 5 F5																							
IKW50N65F5	active and preferred	60	120	TO-247	650	150	305	1.6	0.49	21	15	175	18	120	40	150	1.45	550	16.5	56	80	0.16	-
IKB40N65EF5	active and preferred	40	100	PG-TO263-3	650	120	250	1.60	1.12	19	37	154	58	95	46	160	1.45	0.89	14.5	46	74	0.48	-
IKW40N65F5	active and preferred	60	120	TO-247	650	120	255	1.6	0.36	19	13	160	16	95	36	120	1.45	450	12.4	46	74	0.1	-
IKP40N65F5	active and preferred	60	120	TO-220	650	120	255	1.6	0.36	19	13	160	16	95	36	120	1.45	450	12.4	46	74	0.1	-
IKP30N65F5	active and preferred	60	120	TO-220	650	90	188	1.6	0.28	18	4	174	15	70	36	90	1.35	410	14.4	35	55	0.07	-
IKP20N65F5	active and preferred	60	120	TO-220	650	60	125	1.6	0.16	18	3	170	30	48	20	60	1.65	280	10.25	21	42	0.06	-
IKA15N65F5	active and preferred	60	120	TO-220-3 FP	650	45	33.3	1.6	0.13	150	7	150	16	38	12.3	45	1.45	190	8	8.5	14	0.04	-
IKP15N65F5	active and preferred	60	120	TO-220	650	45	105	1.6	0.13	17	7	150	16	38	20	45	1.45	190	8	18	30	0.04	-
IKA08N65F5	active and preferred	60	120	TO-220-3 FP	650	24	31.2	1.6	0.07	10	5	116	20	22	12.3	24	1.45	140	6.6	6.8	10.8	0.02	-
IKP08N65F5	active and preferred	60	120	TO-220	650	24	70	1.6	0.07	116	5	116	20	22	20	24	1.45	140	6.6	11	18	0.02	-
IGBT TRENCHSTOP™ 5 H5																							
IKW75N65EH5	active and preferred	30	100	TO-247	650	300	395	1.65	2.3	28	33	174	41	160	90	300	1.35	1330	20.5	75	90	0.9	-
IKZ75N65EH5	active and preferred	30	100	TO-247-4	650	300	395	1.65	0.68	26	11	347	15	166	95	300	1.35	1020	29	75	90	0.43	-
IKZ75N65NH5	active and preferred	30	100	TO-247-4	650	300	395	1.65	0.88	52	19	412	19	166	95	219	1.6	570	26	75	90	0.52	-
IKW50N65EH5	active and preferred	30	100	TO-247	650	200	275	1.65	1.5	25	29	172	35	120	80	200	1.35	1100	17	50	80	0.5	-
IKZ50N65EH5	active and preferred	30	100	TO-247-4	650	200	273	1.65	0.41	20	7	250	21	109	95	200	1.35	820	24	54	85	0.19	-
IKZ50N65NH5	active and preferred	30	100	TO-247-4	650	200	273	1.65	0.35	22	8	252	23	109	79	200	1.6	490	22	54	85	0.2	-

# Discrete IGBT with anti-parallel diode

Product	Product Status	Switching Frequency min [kHz]	Switching Frequency max [kHz]	Package	Voltage Class max [V]	I <sub>Cpuls</sub> max [A]	P <sub>tot</sub> max [W]	V <sub>CE(sat)</sub> [V]	E <sub>on</sub> [mJ]	t <sub>d(on)</sub> [ns]	t <sub>r</sub> [ns]	t <sub>d(off)</sub> [ns]	t <sub>f</sub> [ns]	Q <sub>Gate</sub> [nC]	I <sub>F</sub> max [A]	I <sub>Fpuls</sub> max [A]	V <sub>F</sub> [V]	Q <sub>rr</sub> [nC]	I <sub>rrm</sub> [A]	I <sub>C</sub> @ 100° max [A]	I <sub>C</sub> @ 25° max [A]	E <sub>off</sub> Hard Switching [mJ]	E <sub>off</sub> Soft Switching [mJ]
<b>IGBT TRENCHSTOP™ 5 H5</b>																							
IKW50N65H5	active and preferred	30	100	TO-247	650	150	305	1.65	0.52	21	15	180	18	120	40	150	1.45	570	16.7	56	80	0.18	-
IKB40N65EH5	active and preferred	30	100	PG-TO263-3	650	120	250	1.65	0.39	22	12	165	13	95	40	160	1.45	450	12.5	46	74	0.12	-
IKB30N65EH5	active and preferred	30	100	PG-TO263-3	650	120	188	1.65	0.86	24	28	159	25	70	40	90	1.45	500	12	25	55	0.30	-
IKP40N65H5	active and preferred	30	100	TO-220	650	120	255	1.65	0.39	22	12	165	13	95	36	120	1.45	450	12.5	46	74	0.12	-
IKW40N65H5	active and preferred	30	100	TO-247	650	120	255	1.65	0.39	22	12	165	13	95	36	120	1.45	450	12.5	46	74	0.12	-
IKP30N65H5	active and preferred	30	100	TO-220	650	90	188	1.65	0.28	18	4	180	22	70	36	90	1.35	410	14.3	35	55	0.1	-
IKW30N65H5	active and preferred	30	100	TO-247	650	90	188	1.65	0.28	20	11	190	19	70	30	54	1.55	410	11.5	35	55	0.1	-
IKB20N65EH5	active and preferred	30	100	PG-TO263-3	650	80	125	1.65	0.56	19	21	160	23	48	40	60	1.45	500	8.5	25	38	0.13	-
IKP20N65H5	active and preferred	30	100	TO-220	650	60	125	1.65	0.17	16	3	168	36	48	20	60	1.65	270	10.04	21	42	0.06	-
IKA15N65H5	active and preferred	30	100	TO-220-3 FP	650	45	33.3	1.65	0.12	17	7	160	10	38	12.3	45	1.45	200	8	8.5	14	0.05	-
IKB15N65EH5	active and preferred	30	100	PG-TO263-3	650	45	105	1.65	0.40	16	17	145	27	38	32	45	1.45	500	10	30	18	0.08	-
IKP15N65H5	active and preferred	30	100	TO-220	650	45	105	1.65	0.12	17	7	160	10	38	20	45	1.45	200	8	18	30	0.05	-
IKA08N65H5	active and preferred	30	100	TO-220-3 FP	650	24	31.2	1.65	0.07	11	5	115	15	22	12.3	24	1.45	130	6.8	6.8	10.8	0.03	-
IKP08N65H5	active and preferred	30	100	TO-220	650	24	70	1.65	0.07	11	5	115	15	22	20	24	1.45	130	6.8	11	18	0.03	-
<b>IGBT TRENCHSTOP™ 5 L5</b>																							
IKW75N65EL5	active and preferred	50	20	TO-247	650	300	536	1.1	1.61	40	11	275	50	436	90	300	1.4	1370	29	80	80	3.2	-
IKZ75N65EL5	active and preferred	0.05	20	TO-247-4	650	300	536	1.1	1.57	120	23	275	50	436	90	300	1.4	1300	37	100	100	3.2	-
IKW30N65EL5	active and preferred	0.05	20	TO-247	650	120	227	1.05	0.47	33	11	308	51	168	50	120	1.35	910	21	62	85	1.35	-
IKW30N65NL5	active and preferred	0.05	20	TO-247	650	120	227	1.05	0.56	59	20	283	67	168	50	120	1.65	480	18	62	85	1.35	-
<b>IGBT TRENCHSTOP™ 5 R5</b>																							
IHW50N65R5	active and preferred	20	150	TO-247	650	150	282	1.35	1.5	30	20	210	8	230	37	150	1.7	2750	37	50	80	0.45	-
IHW40N65R5	active and preferred	20	150	TO-247	650	120	230	1.35	1.1	34	25	260	13	193	32	120	1.7	2750	37.2	40	80	0.37	-
IHW30N65R5	active and preferred	20	150	TO-247	650	90	176	1.35	0.85	29	17	220	8	153	23	42	1.7	1900	28	30	60	0.24	-
IHW20N65R5	active and preferred	20	150	TO-247	650	60	150	1.35	0.54	23	16	250	7	97	19	60	1.7	1550	29	20	40	0.16	-

Product	Product Status	Switching Frequency min [kHz]	Switching Frequency max [kHz]	Package	Voltage Class max [V]	I <sub>cpuls</sub> max [A]	P <sub>tot</sub> max [W]	V <sub>CE(sat)</sub> [V]	E <sub>on</sub> [mJ]	t <sub>d(on)</sub> [ns]	t <sub>r</sub> [ns]	t <sub>d(off)</sub> [ns]	t <sub>f</sub> [ns]	Q <sub>Gate</sub> [nC]	I <sub>F</sub> max [A]	I <sub>Fpuls</sub> max [A]	V <sub>F</sub> [V]	Q <sub>rr</sub> [nC]	I <sub>rrm</sub> [A]	I <sub>C</sub> @ 100° max [A]	I <sub>C</sub> @ 25° max [A]	E <sub>off</sub> Hard Switching [mJ]	E <sub>off</sub> Soft Switching [mJ]
<b>IGBT TRENCHSTOP™ 5 S5</b>																							
IKW75N65ES5	active and preferred	10	30	TO-247	650	300	395	1.42	2.4	40	46	144	41	164	80	300	1.5	1800	31	80	80	0.95	-
IKZ75N65ES5	active and preferred	15	40	TO-247-3	650	300	395	1.42	1.5	46	25	405	22	164	80	300	1.5	1000	36	80	300	1.3	-
IKW50N65ES5	active and preferred	10	30	TO-247	650	200	274	1.35	1.23	20	27	127	34	120	80	5	1.45	1250	25	60.5	80	0.55	-
IKZ50N65ES5	active and preferred	15	40	TO-247-3	650	200	274	1.35	0.77	26	22	294	32	120	50	200	1.45	1400	38.5	60.5	200	0.88	-
IKB40N65ES5	active and preferred	10	40	PG-TO263-3	650	160	188	1.35	0.84	19	18	130	23	95	40	160	1.45	1100	23	46	70	0.40	-
IKW40N65ES5	active and preferred	10	30	TO-247	650	160	230	1.35	0.86	19	18	130	23	95	79	160	1.45	1100	23	50	79	0.4	-
IKB30N65ES5	active and preferred	10	40	PG-TO263-3	650	120	188	1.35	0.56	17	12	124	30	70	40	120	1.45	500	18	39.5	62	0.32	-
IKW30N65ES5	active and preferred	10	30	TO-247	650	120	188	1.35	0.56	17	12	124	30	70	40	120	1.45	830	18	39.5	62	0.32	-
<b>IGBT TRENCHSTOP™ 5 WR5</b>																							
IKW50N65WR5	active and preferred	20	60	TO-247	650	150	282	1.4	1.85	46	33	400	20	230	37	150	1.4	1800	29	50	80	0.7	-
IKW40N65WR5	active and preferred	20	60	TO-247	650	120	230	1.4	1.4	40	29	402	11	193	32	120	1.4	1650	27	40	80	0.42	-
IKW30N65WR5	active and preferred	20	60	TO-247	650	90	185	1.4	0.99	39	12	367	9	155	24	45	1.4	1250	22	30	60	0.33	-
<b>IGBT TRENCHSTOP™ Performance</b>																							
IKW50N60DTP	active and preferred	2	30	TO-247	600	150	319.2	1.6	2.25	21	34	277	55	249	62	150	1.45	2150	18.8	61	80	1.39	-
IKW40N60DTP	active and preferred	2	30	TO-247	600	120	246	1.6	1.63	19	30	273	47	177	58	120	1.45	1520	18.3	48	67	1.05	-
IKW30N60DTP	active and preferred	2	30	TO-247	600	90	200	1.6	0.99	15	23	220	59	130	39	90	1.45	1230	16.6	38	53	0.74	-
<b>IGBT TRENCHSTOP™ 2</b>																							
IKQ75N120CT2	active and preferred	2	20	TO-247-3	1200	300	938	1.75	6.7	37	49	326	46	370	75	300	1.9	5100	29	75	150	4.1	-
IKQ50N120CT2	active and preferred	2	20	TO-247-3	1200	300	652	1.75	3.8	34	46	312	50	235	50	200	1.9	3900	22	50	100	3.3	-
IKQ40N120CT2	active and preferred	2	20	TO-247-3	1200	160	500	1.75	3.1	32	43	328	51	190	40	160	1.9	3100	18	40	80	2.9	-
IKW40N120T2	active and preferred	2	20	TO-247	1200	160	480	2.3	4.5	32	28	405	195	192	75	160	1.75	3300	31	40	75	3.8	-
IKW25N120T2	active and preferred	2	20	TO-247	1200	100	349	2.2	2.25	25	24	340	164	120	40	100	1.65	2050	24	25	50	2.05	-
IKW15N120T2	active and preferred	2	20	TO-247	1200	60	235	2.2	1.5	31	30	450	176	93	25	60	1.75	1300	13	15	30	1.3	-
IKW15T120	active and preferred	2	20	TO-247	1200	45	110	2.2	2	50	35	600	120	85	30	45	1.7	1900	17	15	30	2.1	-

# Discrete IGBT with anti-parallel diode

Product	Product Status	Switching Frequency min [kHz]	Switching Frequency max [kHz]	Package	Voltage Class max [V]	I <sub>Cpuls</sub> max [A]	P <sub>tot</sub> max [W]	V <sub>CE(sat)</sub> [V]	E <sub>on</sub> [mJ]	t <sub>d(on)</sub> [ns]	t <sub>r</sub> [ns]	t <sub>d(off)</sub> [ns]	t <sub>f</sub> [ns]	Q <sub>Gate</sub> [nC]	I <sub>F</sub> max [A]	I <sub>Fpuls</sub> max [A]	V <sub>F</sub> [V]	Q <sub>rr</sub> [nC]	I <sub>rrm</sub> [A]	I <sub>C</sub> @ 100° max [A]	I <sub>C</sub> @ 25° max [A]	E <sub>off</sub> Hard Switching [mJ]	E <sub>off</sub> Soft Switching [mJ]
<b>IGBT TRENCHSTOP™</b>																							
IKW40T120	active and preferred	2	20	TO-247	1200	105	270	2.3	5	52	40	580	120	203	80	105	1.75	3800	2.8	40	75	5.4	-
IKW25T120	active and preferred	2	20	TO-247	1200	75	190	2.2	3	50	32	660	130	155	50	105	1.75	2300	21	25	50	4	-
IKW08T120	active and preferred	2	20	TO-247	1200	24	70	2.2	1.08	40	26	570	140	53	16	24	1.7	1000	13	8	16	1.2	-
IKQ120N60T	active and preferred	2	20	TO-247PLUS-3	600	480	833	1.5	6.2	50	75	565	68	703	160	480	1.65	3400	26.5	120	160	5.9	-
IKQ100N60T	active and preferred	2	20	TO-247PLUS-3	600	400	714	1.5	3.1	30	38	290	31	610	160	400	1.65	2800	23	100	160	2.5	-
IKW75N60T	active and preferred	2	20	TO-247	600	225	428	1.5	2.9	33	36	330	35	470	80	225	1.65	2400	38.5	75	80	2.9	-
IKW50N60T	active and preferred	2	20	TO-247	600	150	333	1.5	1.2	26	29	299	29	310	100	150	1.65	1.8	27.7	50	80	1.4	-
IHW30N60T	active	2	20	TO-247	600	90	187	1.5		23	21	254	46	167	13	30	1.1			30	60	0.8	-
IKW30N60T	active and preferred	2	20	TO-247	600	90	187	1.5	1	23	21	254	46	167	60	90	1.65	920	16.3	39	45	1.1	-
IKB20N60T	active and preferred	2	20	D2PAK (TO-263)	600	60	166	1.5	0.31	18	14	199	42	120	30	45	1.65	310	10.4	15	30	0.46	-
IKP20N60T	active and preferred	2	20	TO-220	600	60	166	1.5	0.31	18	14	199	42	120	41	60	1.65	310	13.3	28	41	0.46	-
IKW20N60T	active and preferred	2	20	TO-247	600	60	166	1.5	0.31	18	14	199	42	120	40	60	1.65	310	13.3	28	41	0.46	-
IKA15N60T	active and preferred	2	20	TO-220	600	45	35.7	1.5	0.22	17	11	188	50	87	15.5	45	1.65	240	10.4	8.9	14.7	0.35	-
IKB15N60T	active and preferred	2	20	D2PAK (TO-263)	600	45	130	1.5	0.22	17	11	188	50	87	30	45	1.65	240	10.4	23	26	0.35	-
IKP15N60T	active and preferred	2	20	TO-220	600	45	130	1.5	0.22	17	11	188	50	87	26	45	1.65	240	10.4	23	26	0.35	-
IKA10N60T	active and preferred	2	20	TO-220	600	30	30	1.5	0.16	12	8	215	35	67	11.9	30	1.6	380	13	7.2	11.7	0.27	-
IKB10N60T	active and preferred	2	20	D2PAK (TO-263)	600	30	110	1.5	0.16	12	8	215	38	62	20	30	1.6	380	10	18	24	0.27	-
IKP10N60T	active and preferred	2	20	TO-220	600	30	110	1.5	0.16	12	8	215	38	67	24	30	1.6	380	10	18	24	0.27	-
IKA06N60T	active and preferred	2	20	TO-220	600	18	28	1.5	0.09	9	6	130	58	42	10.2	18	0.1	500	5.3	6.2	10	0.11	-
IKB06N60T	active and preferred	2	20	D2PAK (TO-263)	600	18	88	1.5	0.09	9	6	130	58	42	12	18	1.6	190	5.3	6	12	0.11	-
IKP06N60T	active and preferred	2	20	TO-220	600	18	88	1.5	0.09	9	6	130	58	42	12	18	1.6	190	5.3	6	12	0.11	-
IKP04N60T	active and preferred	2	20	TO-220	600	12	42	1.5	0.06	14	7	164	43	27	8 mA	12	1.65	79	5.3	4	8	0.08	-

Product	Product Status	Switching Frequency min [kHz]	Switching Frequency max [kHz]	Package	Voltage Class max [V]	I <sub>Cpuls</sub> max [A]	P <sub>tot</sub> max [W]	V <sub>CE(sat)</sub> [V]	E <sub>on</sub> [mJ]	t <sub>d(on)</sub> [ns]	t <sub>r</sub> [ns]	t <sub>d(off)</sub> [ns]	t <sub>f</sub> [ns]	Q <sub>Gate</sub> [nC]	I <sub>F</sub> max [A]	I <sub>Fpuls</sub> max [A]	V <sub>F</sub> [V]	Q <sub>rr</sub> [nC]	I <sub>rrm</sub> [A]	I <sub>C</sub> @ 100° max [A]	I <sub>C</sub> @ 25° max [A]	E <sub>off</sub> Hard Switching [mJ]	E <sub>off</sub> Soft Switching [mJ]
IGBT HighSpeed 3																							
IKQ75N120CH3	active and preferred	18	60	TO-247-3	1200	300	938	2	6.4	34	47	282	29	370	75	300	1.9	5100	25	75	150	2.8	-
IKY75N120CH3	active and preferred	18	60	TO-247-3	1200	300	938	2	3.4	38	32	303	32	370	75	300	1.9	4900	41	75	150	2.9	-
IKQ50N120CH3	active and preferred	18	60	TO-247-3	1200	200	652	2	3	34	32	297	30	235	50	200	1.9	3500	34	50	100	1.9	-
IKY50N120CH3	active and preferred	18	60	TO-247-3	1200	200	652	2	2.3	32	28	296	29	235	25	200	1.9	3400	33	50	100	1.9	-
IKQ40N120CH3	active and preferred	18	60	TO-247-3	1200	160	500	2	3.3	30	46	300	46	190	40	160	1.9	3600	19	40	80	1.3	-
IKW40N120H3	active and preferred	20	100	TO-247	1200	160	483	2.05	3.2	30	57	290	16	185	40	160	2.4	1900	12.8	40	80	1.2	-
IKY40N120CH3	active and preferred	18	60	TO-247-3	1200	160	500	2	2.18	30	29	280	26	190	40	160	1.9	3000	22	40	80	1.3	-
IKW25N120H3	active and preferred	20	100	TO-247	1200	100	326	2.05	1.8	26	35	277	17	115	25	100	2.4	1200	10.4	25	50	0.85	-
IKW15N120H3	active and preferred	20	100	TO-247	1200	60	217	2.05	1.1	21	34	260	14	75	15	60	2.4	800	7.7	15	30	0.45	-
IKW75N60H3	active and preferred	20	100	TO-247	600	225	428	1.85	3	31	60	265	27	470	80	150	1.65	1800	19	75	80	1.7	-
IKW50N60H3	active and preferred	20	100	TO-247	600	200	333	1.85	1.45	23	37	235	24	315	60	200	1.65	880	16.9	50	100	0.91	-
IKW60N60H3	active and preferred	20	100	TO-247	600	180	416	1.85	2.1	25	39	291	23	375	80	90	1.65	1200	23	60	80	1.13	-
IKW40N60H3	active and preferred	20	100	TO-247	600	160	306	1.95	1.1	19	33	197	21	223	40	160	1.65	810	13.6	40	80	0.58	-
IKW30N60H3	active and preferred	20	100	TO-247	600	120	187	1.95	0.94	21	33	207	22	165	30	120	1.65	320	12	30	60	0.44	-
IKB20N60H3	active and preferred	20	100	D2PAK (TO-263)	600	80	170	1.95	0.45	16	20	194	11	120	20	80	1.65	390	14.2	20	40	0.24	-
IKP20N60H3	active and preferred	20	100	TO-220	600	80	170	1.95	0.45	16	20	194	11	120	20	80	1.65	390	11	20	40	0.24	-
IKW20N60H3	active and preferred	20	100	TO-247	600	80	170	1.95	0.56	17	11	194	11	120	20	80	1.65	390	11	20	40	0.24	-
IGBT RC Soft Switching																							
IHW30N160R2	active and preferred	8	60	TO-247	1600	90	312	2.35	-	-	-	564	111	94	30	90	2	-	-	30	60	4.37	-
IHW40N135R5	active and preferred	8	60	TO-247	1350V	120	394	1.65	-	-	-	410	90	305	80	120	1.95	-	-	40	80	2.00	0.30
IHW40N135R3	active and preferred	8	60	TO-247	1350	120	429	1.65	-	-	-	343	43	365	80	120	1.65	-	-	40	80	2.5	0.55
IHW30N135R5	active and preferred	8	60	TO-247	1350V	90	330	1.65	-	-	-	340	95	235	60	90	1.85	-	-	30	60	1.50	0.17
IHW30N135R3	active and preferred	8	60	TO-247	1350	90	349	1.65	-	-	-	337	47	263	60	90	1.65	-	-	30	60	1.93	0.41
IHW20N135R5	active and preferred	8	60	TO-247	1350	60	288	1.65	-	-	-	235	50	170	40	60	1.65	-	-	20	40	0.95	-
IHW20N135R3	active	8	60	TO-247	1350	60	310	1.6	-	-	-	335	50	195	40	60	1.6	-	34	20	40	1.3	-
IHW40N120R5	active and preferred	8	60	TO-247	1200V	120	394	1.55	-	-	-	420	20	310	80	120	1.9	-	-	40	80	1.60	0.22
IHW40N120R3	active and preferred	8	60	TO-247	1200	120	429	1.55	-	-	-	336	38	335	80	120	1.6	-	-	40	80	2.02	0.48
IHW30N120R5	active and preferred	8	60	TO-247	1200V	90	330	1.55	-	-	-	330	33	235	60	90	1.8	-	-	30	60	1.10	0.12

# Discrete IGBT with anti-parallel diode

Product	Product Status	Switching Frequency min [kHz]	Switching Frequency max [kHz]	Package	Voltage Class max [V]	I <sub>Cpuls</sub> max [A]	P <sub>tot</sub> max [W]	V <sub>CE(sat)</sub> [V]	E <sub>on</sub> [mJ]	t <sub>d(on)</sub> [ns]	t <sub>r</sub> [ns]	t <sub>d(off)</sub> [ns]	t <sub>f</sub> [ns]	Q <sub>Gate</sub> [nC]	I <sub>F</sub> max [A]	I <sub>Fpuls</sub> max [A]	V <sub>F</sub> [V]	Q <sub>rr</sub> [nC]	I <sub>rrm</sub> [A]	I <sub>C</sub> @ 100° max [A]	I <sub>C</sub> @ 25° max [A]	E <sub>off</sub> Hard Switching [mJ]	E <sub>off</sub> Soft Switching [mJ]
<b>IGBT RC Soft Switching</b>																							
IHW30N120R3	active and preferred	8	60	TO-247	1200	90	349	1.55	-	-	-	326	39	263	60	90	1.6	-	-	30	60	1.47	0.34
IHW25N120E1	active and preferred	8	60	TO-247	1200	75	231	1.5	-	-	-	240	1764	147	50	75	2.35	-	-	25	50	-	0.08
IHW25N120R2	active	8	60	TO-247	1200	75	365	1.6	-	-	-	373	55.8	60.7	25	75	1.8	-	-	25	50	2.54	-
IHW20N120R5	active and preferred	8	60	TO-247	1200	60	288	1.55	-	-	-	350	90	170	40	60	1.6	-	-	20	40	0.75	-
IHW20N120R3	active	8	60	TO-247	1200	60	310	1.48	-	0	0	387	25	211	40	40	1.55	0	0	20	40	0.95	-
IHW15N120E1	active and preferred	8	60	TO-247	1200	45	156	1.5	-	-	-	140	1800	90	30	45	2.35	-	-	15	30	-	0.03
IHW15N120R3	active	8	60	TO-247	1200	45	254	1.48	-	-	-	300	46	165	30	45	1.55	-	-	15	30	0.7	-
IHW30N110R3	active and preferred	8	60	TO-247	1100	90	333	1.55	-	-	-	350	16	180	60	90	1.35	-	-	30	60	1.15	-
IHW40N60R	active and preferred	8	60	TO-247	600	120	305	1.65	0	0	0	193	24	223	40	120	1.65	-	-	40	80	0.75	-
IHW40N60RF	active and preferred	20	100	TO-247	600	120	305	1.85	-	-	-	175	14	220	80	120	1.75	-	-	40	80	0.56	-
<b>IGBT RC Drives Fast</b>																							
IKD15N60RF	active and preferred	4	30	DPAK (TO-252)	600	45	250	2.2	0.27	13	15	160	17	90	30	45	2.1	420	13.2	15	30	0.25	-
IKD10N60RF	active and preferred	4	30	DPAK (TO-252)	600	30	150	2.2	0.19	12	15	168	18	64	20	30	2.1	270	9.1	10	20	0.16	-
IKD06N60-RF	active and preferred	4	30	DPAK (TO-252)	600	18	100	2.2	0.09	7	8	106	22	48	12	18	2.1	160	7.4	6	12	0.09	-
IKD04N60RF	active and preferred	4	30	DPAK (TO-252)	600	12	75	2.2	0.06	12	7	116	37	27	8	12	2.1	90	4.6	4	8	0.05	-
IKD03N60RF	active and preferred	4	30	DPAK (TO-252)	600	7.5	53.6	2.2	0.05	9	8	142	123	17.1	5	7.5	2.1	60	6.2	2.5	5	0.04	-
<b>IGBT RC Drives</b>																							
IKD15N60R	active and preferred	2	20	DPAK (TO-252)	600	45	250	1.65	0.37	16	10	183	136	90	30	45	1.7	760	27	15	30	0.53	-
IKD10N60R	active and preferred	2	20	DPAK (TO-252)	600	30	150	1.65	0.21	14	10	192	139	64	20	30	1.7	560	20.3	10	20	0.38	-
IKD06N60R	active and preferred	2	20	DPAK (TO-252)	600	18	100	1.65	0.11	12	7	127	152	48	12	18	1.7	370	12	6	12	0.22	-
IKD04N60R	active and preferred	2	20	DPAK (TO-252)	600	12	75	1.65	0.09	14	8	146	171	27	8	12	1.7	220	11	4	8	0.15	-
<b>IGBT Gen 7</b>																							
IRG7PH42UD	active	8	30	TO-247	1200	90	320	1.7	2.11	25	32	229	63	157	120	-	2	-	-	45	85	1.18	-
IRG7PH35UD	active	8	30	TO-247	1200	60	180	1.9	1.06	30	15	160	80	85	80	-	2.8	-	40	25	50	0.62	-

Product	Product Status	Switching Frequency min [kHz]	Switching Frequency max [kHz]	Package	Voltage Class max [V]	I <sub>Cpuls</sub> max [A]	P <sub>tot</sub> max [W]	V <sub>CE(sat)</sub> [V]	E <sub>on</sub> [mJ]	t <sub>d(on)</sub> [ns]	t <sub>r</sub> [ns]	t <sub>d(off)</sub> [ns]	t <sub>f</sub> [ns]	Q <sub>Gate</sub> [nC]	I <sub>F</sub> max [A]	I <sub>Fpuls</sub> max [A]	V <sub>F</sub> [V]	Q <sub>rr</sub> [nC]	I <sub>rrm</sub> [A]	I <sub>C</sub> @ 100° max [A]	I <sub>C</sub> @ 25° max [A]	E <sub>off</sub> Hard Switching [mJ]	E <sub>off</sub> Soft Switching [mJ]
IGBT Gen 6.2																							
IRGPS46160D	active and preferred	8	30	Super-247 (TO-274)	600	360	750	1.7	5.75	80	70	190	40	240	480	-	2.4	-	36	160	240	3.43	-
IRGP4066D	active and preferred	8	30	TO-247	600	225	454	1.7	2.465	50	70	200	60	150	300	-	2.23	-	27	90	140	2.155	-
IRGP4063D	active and preferred	8	30	TO-247	600	200	330	1.65	0.625	60	40	145	32	95	192	-	1.95	-	40	48	96	1.275	-
IRGP4660D	active and preferred	8	30	TO-247	600	144	330	1.6	0.625	60	40	145	35	95	192	-	1.95	-	40	60	100	1.275	-
IRGP4068D	active and preferred	8	30	TO-247	600	144	330	1.65	0.625	145	35	165	45	95	192	-	0.96	-	-	48	96	1.275	-
IRGP4650D	active and preferred	8	30	TO-247	600	105	268	1.6	0.39	46	33	105	44	69	140	-	2	-	25	50	76	0.632	-
IRGP4069D	active and preferred	8	30	TO-247	600	105	268	1.6	0.39	46	33	105	44	69	140	-	2.2	-	25	50	76	0.632	-
IRGSL4062D	active and preferred	8	30	I2PAK (TO-262)	600	72	250	1.6	0.115	41	22	104	29	50	96	-	1.8	-	37	24	48	0.6	-
IRGP4640D	active and preferred	8	30	TO-247	600	72	250	1.6	0.115	41	22	104	29	50	96	-	1.8	-	37	40	65	0.6	-
IRGB4062D	active and preferred	8	30	TO-220	600	72	250	1.6	0.115	41	22	104	29	50	96	-	1.8	-	37	24	48	0.6	-
IRGS4062D	active and preferred	8	30	D2PAK (TO-263)	600	72	250	1.6	0.115	41	22	104	29	50	96	-	1.8	-	37	24	48	0.6	-
IRGP4062D	active and preferred	8	30	TO-247	600	72	250	1.6	0.115	41	22	104	29	50	69	-	1.8	-	37	24	48	0.6	-
IRGB4061D	active and preferred	8	30	TO-220	600	72	206	1.65	0.095	40	25	105	25	35	72	-	2.3	-	23	18	36	0.35	-
IRGB4630D	active and preferred	8	30	TO-220	600	54	206	1.65	0.095	40	25	105	25	35	72	-	2.3	-	23	30	47	0.35	-
IRGB4056D	active and preferred	8	30	TO-220	600	48	140	1.55	0.075	31	17	83	24	25	48	-	2.1	-	19	12	24	0.225	-
IRGB4620D	active and preferred	8	30	TO-220	600	36	140	1.55	0.075	31	17	83	24	25	48	-	2.1	-	19	20	16	0.225	-
IRGB4060D	active and preferred	8	30	TO-220	600	32	99	1.55	0.07	30	15	95	20	19	32	-	1.8	-	14	8	16	0.145	-
IGBT Fast																							
SKB02N120	active and preferred	10	40	D2PAK (TO-263)	1200	9.6	62	3.7	0.27	26	14	290	85	11	4.5	9	2	100	4.2	2.8	6.2	0.11	-
SKP02N120	active and preferred	10	40	TO-220	1200	9.6	62	3.7	0.27	26	14	290	85	11	4.5	9	2	0.1	4.2	2.8	6.2	0.11	-

# Discrete IGBT without anti-parallel diode

Product	Product Status	Switching Frequency min [kHz]	Switching Frequency max [kHz]	Package	Voltage Class max [V]	I <sub>Cput</sub> max [A]	P <sub>tot</sub> max [W]	V <sub>CE(sat)</sub> [V]	E <sub>on</sub> [mJ]	t <sub>d(on)</sub> [ns]	t <sub>r</sub> [ns]	t <sub>d(off)</sub> [ns]	t <sub>f</sub> [ns]	Q <sub>Gate</sub> [nC]	I <sub>C</sub> @ 100° max [A]	I <sub>C</sub> @ 25° max [A]	E <sub>off</sub> Hard Switching [mJ]
<b>IGBT TRENCHSTOP™ 5 F5</b>																	
IGW50N65F5	active and preferred	60	120	TO-247	650	150	305	1.6	0.49	21	15	175	18	120	56	80	0.16
IGP40N65F5	active and preferred	60	120	TO-220	650	120	255	1.6	0.36	19	13	160	16	95	46	74	0.1
IGW40N65F5	active and preferred	60	120	TO-247	650	120	255	1.6	0.36	19	13	160	16	95	46	74	0.1
IGP30N65F5	active and preferred	60	120	TO-220	650	90	188	1.6	0.28	18	4	174	15	70	35	55	0.07
IGP20N65F5	active and preferred	60	120	TO-220	650	60	125	1.6	0.16	18	3	170	30	48	21	42	0.06
<b>IGBT TRENCHSTOP™ 5 H5</b>																	
IGZ100N65H5	active and preferred	30	100	TO-247-4	650	400	536	1.65	0.85	30	9	421	15	210	101	161	0.77
IGW75N65H5	active and preferred	30	100	TO-247	650	300	395	1.65	2.25	28	33	174	41	160	75	120	0.95
IGZ75N65H5	active and preferred	30	100	TO-247-4	650	300	395	1.65	0.68	26	11	347	15	166	75	119	0.43
IGZ50N65H5	active and preferred	30	100	TO-247-4	650	200	273	1.65	0.41	20	7	250	21	109	54	85	0.19
IGB50N65H5	active and preferred	30	100	D2PAK (TO-263)	650	150	270	1.65	1.56	23	31	173	40	120	53.7	80	0.75
IGW50N65H5	active and preferred	30	100	TO-247	650	150	305	1.65	0.52	21	15	180	18	120	56	80	0.18
IGP40N65H5	active and preferred	30	100	TO-220	650	120	255	1.6	0.36	19	13	160	16	95	46	74	0.1
IGW40N65H5	active and preferred	30	100	TO-247	650	120	255	1.65	0.39	22	12	165	13	95	46	74	0.12
IGP30N65H5	active and preferred	30	100	TO-220	650	90	188	1.65	0.28	18	4	180	22	70	35	55	0.1
IGP20N65H5	active and preferred	30	100	TO-220	650	60	125	1.65	0.17	16	3	168	36	48	21	42	0.06
<b>IGBT TRENCHSTOP™ 5 L5</b>																	
IGW30N65L5	active and preferred	0.05	20	TO-247	650	120	227	1.05	0.47	33	11	308	51	168	62	85	1.35
<b>IGBT TRENCHSTOP™ 5 S5</b>																	
IGB50N65S5	active and preferred	10	40	D2PAK (TO-263)	650	200	270	1.35	1.23	20	30	139	60	120	63	80	0.74
IGB20N65S5	active and preferred	10	40	D2PAK (TO-263)	650	80	125	1.35	0.36	13	14	115	22	48	28	40	0.15
IGB15N65S5	active and preferred	10	40	D2PAK (TO-263)	650	60	105	1.35	0.25	12	14	117	30	38	23	35	0.14
<b>IGBT TRENCHSTOP™ Perf.</b>																	
IGW50N60TP	active and preferred	2	30	TO-247	600	150	319.2	1.6	2.25	21	34	277	55	249	61	80	1.39
IGW40N60TP	active and preferred	2	30	TO-247	600	120	246	1.6	1.63	19	30	273	47	177	48	67	1.05
IGW30N60TP	active and preferred	2	30	TO-247	600	90	200	1.6	0.99	15	23	220	59	130	38	53	0.74



Product	Product Status	Switching Frequency min [kHz]	Switching Frequency max [kHz]	Package	Voltage Class max [V]	I <sub>Cpuls</sub> max [A]	P <sub>tot</sub> max [W]	V <sub>CE(sat)</sub> [V]	E <sub>on</sub> [mJ]	t <sub>d(on)</sub> [ns]	t <sub>r</sub> [ns]	t <sub>d(off)</sub> [ns]	t <sub>f</sub> [ns]	Q <sub>Gate</sub> [nC]	I <sub>C</sub> @ 100° max [A]	I <sub>C</sub> @ 25° max [A]	E <sub>off</sub> Hard Switching [mJ]
<b>IGBT TRENCHSTOP™</b>																	
IGW60T120	active and preferred	2	20	TO-247	1200	150	375	2.3	6.4	50	45	600	130	280	60	100	9.4
IGW40T120	active and preferred	2	20	TO-247	1200	105	270	2.3	5	52	40	580	120	203	40	75	5.4
IGW25T120	active and preferred	2	20	TO-247	1200	75	190	2.2	3	50	32	660	130	155	25	50	4
IGW15T120	active and preferred	2	20	TO-247	1200	45	110	2.2	2	50	35	600	120	85	15	30	2.1
IGW08T120	active and preferred	2	20	TO-247	1200	24	70	2.2	1.08	40	26	570	140	53	8	16	1.2
IGW30N100T	active and preferred	2	20	TO-247	1000	90	412	1.55	2.2	33	21	535	34	217	30	60	1.6
IGW75N60T	active and preferred	2	20	TO-247	600	225	428	1.5	2	33	36	330	35	470	75	150	2.5
IGB50N60T	active and preferred	2	20	D2PAK (TO-263)	600	150	333	1.5	1.2	26	29	299	29	310	90	64	1.4
IGP50N60T	active and preferred	2	20	TO-220	600	150	333	1.5	1.2	26	29	299	29	310	64	90	1.4
IGW50N60T	active and preferred	2	20	TO-247	600	150	333	1.5	1.2	26	29	299	29	310	64	90	1.4
IGB30N60T	active and preferred	2	20	D2PAK (TO-263)	600	90	187	1.5	0.69	23	21	254	46	167	39	45	0.77
IGW30N60T	active and preferred	2	20	TO-247	600	90	187	1.5	0.69	23	21	254	46	167	39	45	0.77
IGB15N60T	active and preferred	2	20	D2PAK (TO-263)	600	45	130	1.5	0.22	17	11	188	50	87	23	26	0.35
IGP15N60T	active and preferred	2	20	TO-220	600	45	130	1.5	0.22	17	11	188	50	87	23	26	0.35
IGB10N60T	active and preferred	2	20	D2PAK (TO-263)	600	30	110	1.5	0.16	10	11	233	63	62	18	24	0.27
IGP10N60T	active and preferred	2	20	TO-220	600	30	110	1.5	0.16	12	8	215	38	62	18	24	0.27
IGD06N60T	active and preferred	2	20	DPAK (TO-252)	600	18	88	1.5	0.09	9	6	130	6	42	6	12	0.11
IGP06N60T	active and preferred	2	20	TO-220	600	18	88	1.5	0.09	9	6	130	58	42	6	12	0.11
IGU04N60T	active and preferred	2	20	TO-251	600	12	42	1.5	0.061	14	7	164	43	27	4	8	0.084

# Discrete IGBT without anti-parallel diode

Product	Product Status	Switching Frequency min [kHz]	Switching Frequency max [kHz]	Package	Voltage Class max [V]	I <sub>Cpuls</sub> max [A]	P <sub>tot</sub> max [W]	V <sub>CE(sat)</sub> [V]	E <sub>on</sub> [mJ]	t <sub>d(on)</sub> [ns]	t <sub>r</sub> [ns]	t <sub>d(off)</sub> [ns]	t <sub>f</sub> [ns]	Q <sub>Gate</sub> [nC]	I <sub>C</sub> @ 100° max [A]	I <sub>C</sub> @ 25° max [A]	E <sub>off</sub> Hard Switching [mJ]
<b>IGBT HighSpeed 3</b>																	
IGW40N120H3	active and preferred	20	100	TO-247	1200	160	483	2.05	3.2	30	57	290	16	185	40	80	1.2
IGW25N120H3	active and preferred	20	100	TO-247	1200	100	326	2.05	1.8	27	41	277	17	115	25	50	0.85
IGW15N120H3	active and preferred	20	100	TO-247	1200	60	217	2.05	1.1	21	34	260	14	75	15	30	0.45
IGW100N60H3	active and preferred	20	100	TO-247	600	300	714	1.85	3.7	30	47	265	30	625	120	140	1.9
IGW75N60H3	active and preferred	20	100	TO-247	600	225	428	1.85	3	31	60	265	27	470	75	140	1.7
IGW50N60H3	active and preferred	20	100	TO-247	600	200	333	1.85	1.45	23	37	235	24	315	50	100	0.91
IGW60N60H3	active and preferred	20	100	TO-247	600	180	416	1.85	2.1	27	44	252	27	375	60	80	1.13
IGW40N60H3	active and preferred	20	100	TO-247	600	160	306	1.95	1.1	19	33	197	21	223	40	80	0.58
IGB30N60H3	active and preferred	20	100	D2PAK (TO-263)	600	120	187	1.95	0.73	18	22	207	22	165	30	60	0.44
IGP30N60H3	active and preferred	20	100	TO-220	600	120	187	1.95	0.73	18	22	207	22	165	30	60	0.44
IGW30N60H3	active and preferred	20	100	TO-247	600	120	187	1.95	0.94	20	30	239	23	165	30	60	0.6
IGB20N60H3	active and preferred	20	100	D2PAK (TO-263)	600	80	170	1.95	0.45	16	20	194	11	120	20	40	0.24
IGP20N60H3	active and preferred	20	100	TO-220	600	80	170	1.95	0.45	16	194	194	11	120	20	40	0.24
IGW20N60H3	active and preferred	20	100	TO-247	600	80	170	1.95	0.56	17	23	194	11	120	20	40	0.24
<b>IGBT Fast</b>																	
SGB15N120	active and preferred	10	40	D2PAK (TO-263)	1200	52	198	3.7	1.9	38	30	652	31	130	15	30	1.5
SGP15N120	active and preferred	10	40	TO-220	1200	52	198	3.7	1.9	38	30	652	31	130	15	30	1.5
SGB07N120	active and preferred	10	40	D2PAK (TO-263)	1200	27	125	3.7	1	30	26	490	30	70	7.9	16.5	0.7
SGP07N120	active and preferred	10	40	TO-220	1200	27	125	3.7	1	30	26	490	30	70	7.9	16.5	0.7
SGB02N120	active and preferred	10	40	D2PAK (TO-263)	1200	9.6	62	3.7	0.27	26	14	290	85	11	2.8	6.2	0.11
SGD02N120	active and preferred	10	40	DPAK (TO-252)	1200	9.6	62	3.7	0.27	26	14	290	85	11	2.8	6.2	0.11
SGP02N120	active and preferred	10	40	TO-220	1200	9.6	62	3.7	0.27	26	14	290	85	11	2.8	6.2	0.11

# 600 V / 1200 V ultra soft diode

Product	Product Status	Package name	$I_F$ max [A]	$I_F$ [A]	$I_{(FSM)}$ max [A]	$V_F$ [V]	$V_F$ max [V]	$I_R$ max [ $\mu$ A]	$I_{rrm}$ [A]	$Q_{rr}$ [nC]	$t_{rr}$ [ns]	$P_{tot}$ max [W]	$R_{thJC}$ max [K/W]	Operating Temperature min [ $^{\circ}$ C]	Operating Temperature max [ $^{\circ}$ C]	Mounting
<b>1200 - Single</b>																
IDB30E120	active and preferred	PG-TO263-3	50	30	102	1.65	1.65	100	23.7	2630	243	138	0.9	-55 $^{\circ}$ C	150 $^{\circ}$ C	SMT
IDP30E120	active and preferred	PG-TO220-2	50	30	102	1.65	1.65	100	23.7	2630	243	138	0.9	-55 $^{\circ}$ C	150 $^{\circ}$ C	THT
IDP18E120	active and preferred	PG-TO220-2	31	18	78	1.65	1.65	100	20.2	1880	195	113	1.1	-55 $^{\circ}$ C	150 $^{\circ}$ C	THT
IDP12E120	active and preferred	PG-TO220-2	28	12	63	1.65	1.65	100	17	1200	150	96	1.3	-55 $^{\circ}$ C	150 $^{\circ}$ C	THT
<b>600 V - Single</b>																
IDW100E60	active and preferred	PG-TO247-3	150	100	400	1.65	1.65	40		3.6	120	375	0.4	-55	175	THT
IDW75E60	active and preferred	PG-TO247-3	120	75	220	1.65	1.65	40		2400	121	300	0.5	-55	175	THT
IDW30E60	active and preferred	PG-TO247-3	120	75	150	1.65		40	13	1200	143	143	1.05	-40	175	THT
IDW50E60	active and preferred	PG-TO247-3	80	50	240	1.65	1.65	40	30	1500	115	187	0.8	-40	175	THT
IDP45E60	active and preferred	PG-TO220-2	71	45	162	1.5	1.5	50	23	1400	140	187	0.8	-55	175	THT
IDB30E60	active and preferred	PG-TO263-3	52.3	30	117	1.5	1.5	50	19	1100	126	142.9	1.05	-55	175	SMT
IDP30E60	active and preferred	PG-TO220-2	52.3	30	117	1.5	1.5	50	19	1100	126	142.9	1.05	-55	175	THT
IDD15E60	active and preferred	PG-TO252-3	29.2	15	60	1.5	2	50	13.7	595	87	83.3	1.8	-40	175	SMT
IDP15E60	active and preferred	PG-TO220-2	29.2	15	60	1.5	1.5	50	13.7	595	87	83.3	1.8	-55	175	THT
IDB15E60	active and preferred	PG-TO263-3	29.2	15	60	1.5	1.5	50	13.7	595	87	83.3	1.8	-55	175	SMT
IDD09E60	active and preferred	PG-TO252-3	19.3	9	40	1.5	1.5	50	10.2	343	75	57.7	2.6	-55	175	SMT
IDD06E60	active and preferred	PG-TO252-3	14.7	6	29	1.5	1.5	50	6.5	240	70	46.8	3.2	-55	175	SMT

# 650 V Rapid 1 and Rapid 2 Diode

Product	Product Status	Package name	$I_F$ max [A]	$I_F$ [A]	$I_{FSM}$ max [A]	$V_F$ max [V]	$V_F$ [V]	$I_R$ max [ $\mu$ A]	$I_{rrm}$ [A]	$Q_{rr}$ [ $\mu$ C]	$t_{rr}$ [ns]	$P_{tot}$ max [W]	$R_{thJC}$ max [K/W]	Operating Temperature min [ $^{\circ}$ C]	Operating Temperature max [ $^{\circ}$ C]	Mounting
<b>650 V - Common Cathode</b>																
IDW80C65D1	active and preferred	PG-TO247-3	80	40	320	1.7	1.35	40	6.9	0.49	129	179	0.84	-40	175	THT
IDW80C65D2	active and preferred	PG-TO247-3	80	40	250	2.2	1.6	40	3.6	0.18	68	180	0.84	-40	175	THT
IDW60C65D1	active and preferred	PG-TO247-3	60	30	240	1.7	1.35	40	5.4	0.45	115	142	1.06	-40	175	THT
IDW30C65D1	active and preferred	PG-TO247-3	30	15	120	1.7	1.35	40	3.4	0.28	114	92	1.64	-40	175	THT
IDP30C65D2	active and preferred	PG-TO220-3	30	15	100	2.2	1.6	40	5.4	0.16	42	92	1.63	-40	175	THT
IDW30C65D2	active and preferred	PG-TO247-3	30	15	100	2.2	1.6	40	3.3	0.12	51	86	1.75	-40	175	THT
IDP20C65D2	active and preferred	PG-TO220-3	20	10	60	2.2	1.6	40	4.3	0.13	50	68	2.2	-40	175	THT
IDW20C65D2	active and preferred	PG-TO247-3	20	10	60	2.2	1.6	40	4.3	0.13	50	68	2.2	-40	175	THT
<b>650 V - Dual Anode</b>																
IDW75D65D1	active and preferred	PG-TO247-3	150	75	580	1.7	1.35	40	6.4	0.48	127	326	0.46	-40	175	THT
<b>650 V - Single</b>																
IDW40E65D1	active and preferred	PG-TO247-3	80	40	320	1.35	1.35	40	6.9	0.49	129 ns	179	0.84	-40	175	THT
IDW40E65D2	active and preferred	PG-TO247-3	80	40	320	1.6	1.6	40	2.9	0.13	75 ns	180	0.84	-40	175	THT
IDP40E65D2	active and preferred	PG-TO220-2	80	40	250	1.6	1.6	40	2.9	0.13	75 ns	200	0.75	-40	175	THT
IDW30E65D1	active and preferred	PG-TO247-3	60	30	240	1.35	1.35	40	5.4	0.45	115 ns	142	1.06	-40	175	THT
IDP30E65D1	active and preferred	PG-TO220-2	60	30	180	1.7	1.35	40	7	0.51	95 ns	143	1.05	-40	175	THT
IDP30E65D2	active and preferred	PG-TO220-2	60	30	180	2.2	1.6	40	5.7	0.25	70 ns	143	1.05	-40	175	THT
IDFW40E65D1E	active and preferred	PG-TO247-3-AI	42	40	120	2.1	1.7	40	11	0.57	76 ns	78	1.92	-40	175	THT
IDP20E65D2	active and preferred	PG-TO220-2	40	20	120	2.2	1.6	40	6.3	0.19	43 ns	120	1.25	-40	175	THT
IDV30E65D2	active and preferred	PG-TO220-2	30	17.5	180	2.2	1.6	40	5.7	0.25	70 ns	47	3.2	-40	175	THT
IDP15E65D1	active and preferred	PG-TO220-2	30	15	120	1.35	1.35	40	3.4	0.28	114 ns	92	1.64	-40	175	THT
IDP15E65D2	active and preferred	PG-TO220-2	30	15	100	1.6	1.6	40	3.3	0.07	47 ns	92	1.63	-40	175	THT
IDW15E65D2	active and preferred	PG-TO247-3	30	15	100	1.6	1.6	40	3.3	0.07 nC	47 ns	85.7	1.75	-40	175	THT
IDV20E65D1	active and preferred	PG-TO220-2	28	15	120	1.7	1.35	40	7.6	0.31	65 ns	38	4	-40	175	THT
IDP08E65D1	active and preferred	PG-TO220-2	16	8	64	1.35	1.35	40	2.8	0.17	80 ns	56	2.69	-40	175	THT
IDP08E65D2	active and preferred	PG-TO220-2	16	8	60	1.6	1.6	40	2.5	0.08	40 ns	56	2.69	-40	175	THT
IDV15E65D2	active and preferred	PG-TO220-2	15	15	100	1.6	1.6	40	3.3	0.07	47 ns	34	4.4	-40	175	THT
IDV08E65D2	active and preferred	PG-TO220-2	8	8	60	1.6	1.6	40	2.5	0.08	40 ns	27.3	5.5	-40	175	THT





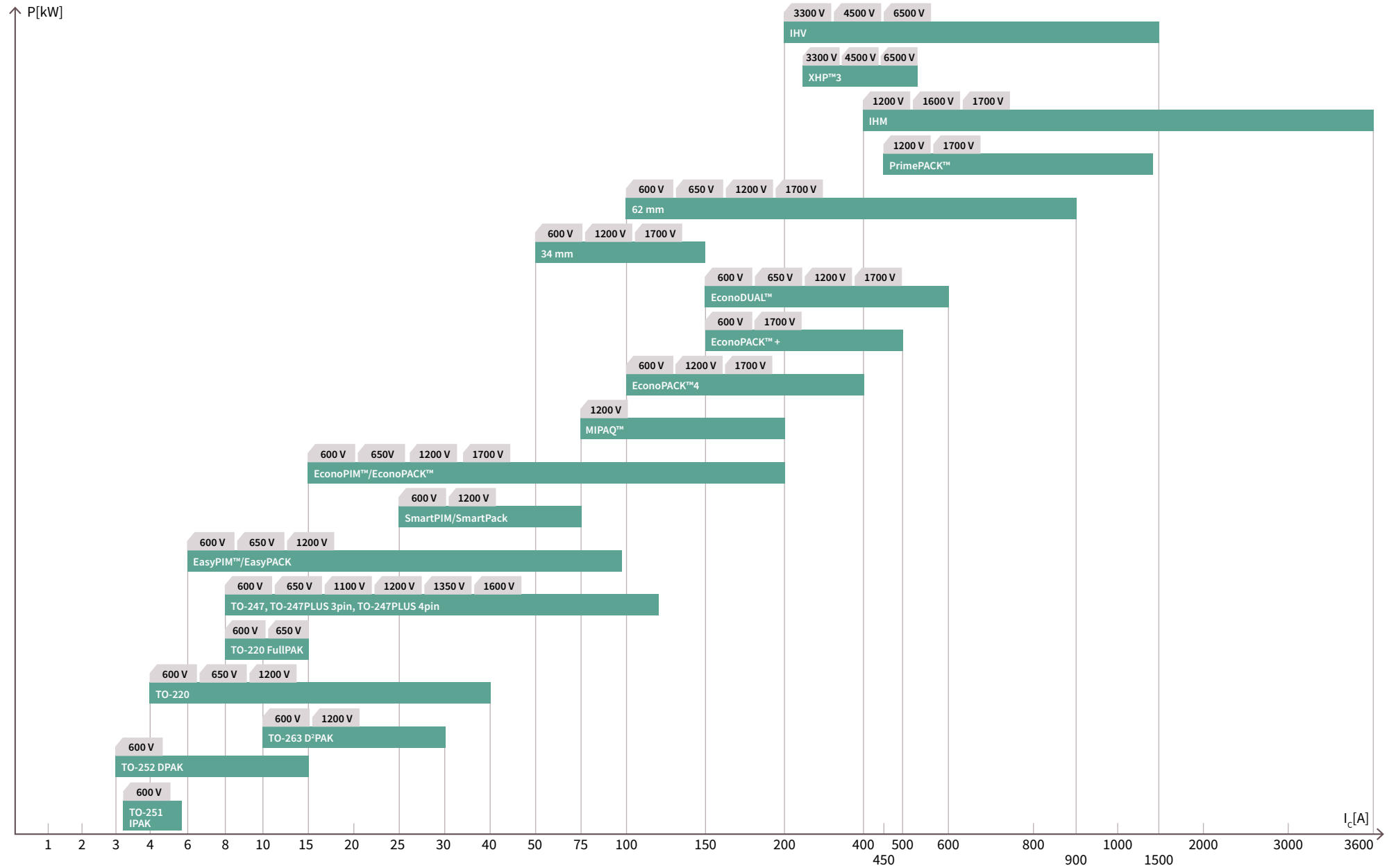


IGBT modules

# Low, medium and high power IGBT modules

We offer module concepts providing electrical performance and highest reliability without limiting the design flexibility.

# IGBT package overview





# IGBT modules up to 650 V

Product	Product Status	Configuration	Voltage Class [V]	$I_{C(nom)}/I_{F(nom)}$ [A]	Technology	Housing	$V_{CE(sat)}$ $T_{vj}=25^{\circ}\text{C}$ typ [V]	$V_F$ $T_{vj}=25^{\circ}\text{C}$ typ [V]	Dimensions length [mm]	Dimensions width [mm]	Features
<b>62 mm</b>											
FD300R06KE3	active and preferred	Chopper	600	300	IGBT3 - E3	62 mm	1.45	1.55	106.4	61.4	-
FF400R06KE3	active and preferred	Dual	600	400	IGBT3 - E3	62 mm	1.45	1.55	106.4	61.4	-
FF400R07KE4	active and preferred	Dual	650	400	IGBT4 - E4	62 mm	1.55	1.55	106.4	61.4	-
FF300R06KE3_B2	active and preferred	Dual	600	300	IGBT3 - E3	62 mm	1.45	1.55	106.4	61.4	M5 power terminals
FF300R06KE3	active and preferred	Dual	600	300	IGBT3 - E3	62 mm	1.45	1.55	106.4	61.4	-
FF300R07KE4	active and preferred	Dual	650	300	IGBT4 - E4	62 mm	1.55	1.55	106.4	61.4	-
FF200R06KE3	active and preferred	Dual	600	200	IGBT3 - E3	62 mm	1.45	1.55	106.4	61.4	-
<b>EasyPACK™ 1B</b>											
F3L50R06W1E3_B11	active and preferred	3-level	600	50	IGBT3 - E3	EasyPACK™ 1B	1.45	1.55	48	33.8	Phase leg, PressFIT
DF100R07W1H5FP_B54	active and preferred	Booster with NTC	650	100	TRENCHSTOP™ 5	EasyPACK™ 1B	1.35	1.6	48	33.8	SiC Schottky diode, TIM, PressFIT
DF100R07W1H5FP_B53	active and preferred	Booster with NTC	650	100	TRENCHSTOP™ 5	EasyPACK™ 1B	1.35	1.6	48	33.8	SiC Schottky diode, TIM, PressFIT
F4-75R06W1E3	active and preferred	Fourpack	600	75	IGBT3 - E3	EasyPACK™ 1B	1.45	1.55	48	33.8	-
FS50R06W1E3	active and preferred	Sixpack	600	50	IGBT3 - E3	EasyPACK™ 1B	1.45	1.55	48	33.8	-
FS50R06W1E3_B11	active and preferred	Sixpack	600	50	IGBT3 - E3	EasyPACK™ 1B	1.45	1.55	48	33.8	PressFIT
FS30R06W1E3	active and preferred	Sixpack	600	30	IGBT3 - E3	EasyPACK™ 1B	1.55	1.6	48	33.8	-
FS30R06W1E3_B11	active and preferred	Sixpack	600	30	IGBT3 - E3	EasyPACK™ 1B	1.55	1.6	48	33.8	PressFIT
FS20R06W1E3	active and preferred	Sixpack	600	20	IGBT3 - E3	EasyPACK™ 1B	1.55	1.6	48	33.8	-
FS20R06W1E3_B11	active and preferred	Sixpack	600	20	IGBT3 - E3	EasyPACK™ 1B	1.55	1.6	48	33.8	PressFIT

# IGBT modules up to 650 V

Product	Product Status	Configuration	Voltage Class [V]	$I_{C(nom)}/I_{F(nom)}$ [A]	Technology	Housing	$V_{CE(sat)}$ $T_{vj}=25^{\circ}\text{C}$ typ [V]	$V_F$ $T_{vj}=25^{\circ}\text{C}$ typ [V]	Dimensions length [mm]	Dimensions width [mm]	Features
<b>EasyPACK™ 2B</b>											
F3L100R07W2E3_B11	active and preferred	3-level	650	100	IGBT3 - E3	EasyPACK™ 2B	1.45	1.55	56.7	48	Phase leg, PressFIT
F3L150R07W2E3_B11	active and preferred	3-level	650	150	IGBT3 - E3	EasyPACK™ 2B	1.45	1.55	56.7	48	Phase leg, PressFIT
F3L75R07W2E3_B11	active and preferred	3-level	650	75	IGBT3 - E3	EasyPACK™ 2B	1.45	1.55	56.7	48	Phase leg, PressFIT
FS3L50R07W2H3F_B11	active and preferred	3-level	650	50	IGBT HighSpeed 3	EasyPACK™ 2B	1.45	1.6	56.7	48	SiC Schottky diode, Full-bridge, PressFIT
F3L225R07W2H3P_B63	active and preferred	3-level phase leg with NTC	650	225	IGBT HighSpeed 3	EasyPACK™ 2B	1.4	1.55	56.7	48	TIM, Phase leg, PressFIT
F4-75R07W2H3_B51	active and preferred	Fourpack	650	75	IGBT High Speed 3	EasyPACK™ 2B	1.35	1.45	56.7	48	SiC Schottky diode, PressFIT
F4-3L50R07W2H3F_B11	active and preferred	Fourpack	650	50	IGBT3 - E3	EasyPACK™ 2B	1.45	1.6	56.7	48	SiC Schottky diode, PressFIT
<b>EasyPIM™ 1B</b>											
FB30R06W1E3	active	PIM Single Phase Input Rectifier	600	30 A	IGBT3 - E3	EasyPIM™ 1B	1.55	1.6	48	33.8	-
FB20R06W1E3	active	PIM Single Phase Input Rectifier	600	20 A	IGBT3 - E3	EasyPIM™ 1B	1.55	1.6	48	33.8	-
FB20R06W1E3_B11	active	PIM Single Phase Input Rectifier	600	20 A	IGBT3 - E3	EasyPIM™ 1B	1.55	1.6	48	33.8	PressFIT
FP30R06W1E3	active and preferred	PIM Three Phase Input Rectifier	600	30 A	IGBT3 - E3	EasyPIM™ 1B	1.55	1.6	48	33.8	-
FP30R06W1E3_B11	active and preferred	PIM Three Phase Input Rectifier	600	30 A	IGBT3 - E3	EasyPIM™ 1B	1.55	1.6	48	33.8	PressFIT
FP20R06W1E3	active and preferred	PIM Three Phase Input Rectifier	600	20 A	IGBT3 - E3	EasyPIM™ 1B	1.55	1.6	48	33.8	-
FP20R06W1E3_B11	active and preferred	PIM Three Phase Input Rectifier	600	20 A	IGBT3 - E3	EasyPIM™ 1B	1.55	1.6	48	33.8	PressFIT
FP15R06W1E3	active and preferred	PIM Three Phase Input Rectifier	600	15 A	IGBT3 - E3	EasyPIM™ 1B	1.55	1.6	48	33.8	-
FP15R06W1E3_B11	active and preferred	PIM Three Phase Input Rectifier	600	15 A	IGBT3 - E3	EasyPIM™ 1B	1.55	1.6	48	33.8	PressFIT
FP10R06W1E3	active and preferred	PIM Three Phase Input Rectifier	600	10 A	IGBT3 - E3	EasyPIM™ 1B	1.55	1.6	48	33.8	-
FP10R06W1E3_B11	active and preferred	PIM Three Phase Input Rectifier	600	10 A	IGBT3 - E3	EasyPIM™ 1B	1.55	1.6	48	33.8	PressFIT
<b>EasyPIM™ 2B</b>											
FP50R06W2E3	active and preferred	PIM Three Phase Input Rectifier	600	50 A	IGBT3 - E3	EasyPIM™ 2B	1.45	1.55	56.7	48	-
FP50R06W2E3_B11	active and preferred	PIM Three Phase Input Rectifier	600	50 A	IGBT3 - E3	EasyPIM™ 2B	1.45	1.55	56.7	48	PressFIT

Product	Product Status	Configuration	Voltage Class [V]	$I_{C(nom)}/I_{F(nom)}$ [A]	Technology	Housing	$V_{CE(sat)}$ $T_{vj}=25^{\circ}\text{C}$ typ [V]	$V_F$ $T_{vj}=25^{\circ}\text{C}$ typ [V]	Dimensions length [mm]	Dimensions width [mm]	Features
<b>EconoDUAL™ 3</b>											
F3L400R07ME4_B22	active and preferred	3-level	650	400 A	IGBT4 - E4	EconoDUAL™ 3	1.55	1.55	152	62	Phase leg
F3L400R07ME4_B23	active and preferred	3-level	650	400 A	IGBT4 - E4	EconoDUAL™ 3	1.55	1.55	152	62	Phase leg
FD600R06ME3_S2	active and preferred	Chopper	600	600 A	IGBT3 - E3	EconoDUAL™ 3	1.3	1.15	152	62	-
FF600R07ME4_B11	active and preferred	Dual	650	600 A	IGBT4 - E4	EconoDUAL™ 3	1.55	1.55	152	62	PressFIT
FF450R07ME4_B11	active and preferred	Dual	650	450 A	IGBT4 - E4	EconoDUAL™ 3	1.55	1.55	152	62	PressFIT
FF300R07ME4_B11	active and preferred	Dual	650	300 A	IGBT4 - E4	EconoDUAL™ 3	1.55	1.55	152	62	PressFIT
<b>EconoPACK™ 2</b>											
FS100R07N2E4	active and preferred	Sixpack	650	100 A	IGBT4 - E4	EconoPACK™ 2	1.55	1.55	107.5	45	-
FS100R07N2E4_B11	active and preferred	Sixpack	650	100 A	IGBT4 - E4	EconoPACK™ 2	1.55	1.55	107.5	45	PressFIT
FS75R07N2E4	active and preferred	Sixpack	650	75 A	IGBT4 - E4	EconoPACK™ 2	1.55	1.55	107.5	45	-
FS75R07N2E4_B11	active and preferred	Sixpack	650	75 A	IGBT4 - E4	EconoPACK™ 2	1.55	1.55	107.5	45	PressFIT
FS75R06KE3	active and preferred	Sixpack	650	75 A	IGBT3 - E3	EconoPACK™ 2	1.45	1.55	107.5	45	-
FS50R07N2E4	active and preferred	Sixpack	650	50 A	IGBT4 - E4	EconoPACK™ 2	1.55	1.55	107.5	45	-
FS50R06KE3	active and preferred	Sixpack	650	50 A	IGBT3 - E3	EconoPACK™ 2	1.45	1.55	107.5	45	-
<b>EconoPACK™ 3</b>											
F5-75R06KE3_B5	active and preferred	Fourpack	600	75 A	IGBT3 - E3	EconoPACK™ 3	1.45	1.55	122	62	PressFIT
FS200R07N3E4R	active and preferred	Sixpack	650	200 A	IGBT4 - E4	EconoPACK™ 3	1.55	1.55	122	62	-
FS200R07N3E4R_B11	active and preferred	Sixpack	650	200 A	IGBT4 - E4	EconoPACK™ 3	1.55	1.55	122	62	PressFIT
FS200R06KE3	active and preferred	Sixpack	600	200 A	IGBT3 - E3	EconoPACK™ 3	1.45	1.55	122	62	-
FS150R07N3E4	active and preferred	Sixpack	650	150 A	IGBT4 - E4	EconoPACK™ 3	1.55	1.55	122	62	-
FS150R07N3E4_B11	active and preferred	Sixpack	650	150 A	IGBT4 - E4	EconoPACK™ 3	1.55	1.55	122	62	PressFIT
FS150R06KE3	active and preferred	Sixpack	600	150 A	IGBT3 - E3	EconoPACK™ 3	1.45	1.55	122	62	-
FS100R07N3E4	active and preferred	Sixpack	650	100 A	IGBT4 - E4	EconoPACK™ 3	1.55	1.55	122	62	-
FS100R07N3E4_B11	active and preferred	Sixpack	650	100 A	IGBT4 - E4	EconoPACK™ 3	1.55	1.55	122	62	PressFIT
FS100R06KE3	active and preferred	Sixpack	600	100 A	IGBT3 - E3	EconoPACK™ 3	1.45	1.55	122	62	-

# IGBT modules up to 650 V

Product	Product Status	Configuration	Voltage Class [V]	$I_{C(nom)}/I_{F(nom)}$ [A]	Technology	Housing	$V_{CE(sat)}$ $T_{vj}=25^{\circ}C$ typ [V]	$V_F$ $T_{vj}=25^{\circ}C$ typ [V]	Dimensions length [mm]	Dimensions width [mm]	Features
<b>EconoPACK™ 4</b>											
F3L300R07PE4	active and preferred	3-level	650	300	IGBT4 - E4	EconoPACK™ 4	1.55	1.55	130	70.6	Phase leg
F3L300R07PE4P	active and preferred	3-level	650	300	IGBT4 - E4	EconoPACK™ 4	1.55	1.55	130	70.6	Phase leg
F3L200R07PE4	active and preferred	3-level	650	200	IGBT4 - E4	EconoPACK™ 4	1.55	1.55	130	70.6	Phase leg
FD400R07PE4R_B6	active and preferred	Chopper	650	400	IGBT4 - E4	EconoPACK™ 4	1.55	1.55	130	70.6	-
DF300R07PE4_B6	active and preferred	Chopper	650	300	IGBT4 - E4	EconoPACK™ 4	1.55	1.55	130	70.6	-
FD300R07PE4_B6	active and preferred	Chopper	650	300	IGBT4 - E4	EconoPACK™ 4	1.55	1.55	130	70.6	-
FS200R07PE4	active and preferred	Sixpack	650	200	IGBT4 - E4	EconoPACK™ 4	1.55	1.55	130	70.6	PressFIT
FS150R07PE4	active and preferred	Sixpack	650	150	IGBT4 - E4	EconoPACK™ 4	1.55	1.55	130	70.6	PressFIT
FS100R07PE4	active and preferred	Sixpack	650	100	IGBT4 - E4	EconoPACK™ 4	1.55	1.55	130	70.6	PressFIT
<b>EconoPIM™ 2</b>											
FP75R07N2E4	active and preferred	PIM Three Phase Input Rectifier	650	75	IGBT4 - E4	EconoPIM™ 2	1.55	1.55	107	45	-
FP75R07N2E4_B11	active and preferred	PIM Three Phase Input Rectifier	650	75	IGBT4 - E4	EconoPIM™ 2	1.55	1.55	107	45	PressFIT
FP50R07N2E4	active and preferred	PIM Three Phase Input Rectifier	650	50	IGBT4 - E4	EconoPIM™ 2	1.55	1.55	107	45	-
FP50R07N2E4_B11	active and preferred	PIM Three Phase Input Rectifier	650	50	IGBT4 - E4	EconoPIM™ 2	1.55	1.55	107	45	PressFIT
FP50R06KE3	active and preferred	PIM Three Phase Input Rectifier	600	50	IGBT3 - E3	EconoPIM™ 2	1.45	1.55	107	45	-
FP30R06KE3	active and preferred	PIM Three Phase Input Rectifier	600	30	IGBT3 - E3	EconoPIM™ 2	1.55	1.6	107	45	-
<b>EconoPIM™ 3</b>											
FP150R07N3E4	active and preferred	PIM Three Phase Input Rectifier	650	150	IGBT4 - E4	EconoPIM™ 3	1.55	1.55	122	62	-
FP150R07N3E4_B11	active and preferred	PIM Three Phase Input Rectifier	650	150	IGBT4 - E4	EconoPIM™ 3	1.55	1.55	122	62	PressFIT
FP100R07N3E4	active and preferred	PIM Three Phase Input Rectifier	650	100	IGBT4 - E4	EconoPIM™ 3	1.55	1.55	122	62	-
FP100R07N3E4_B11	active and preferred	PIM Three Phase Input Rectifier	650	100	IGBT4 - E4	EconoPIM™ 3	1.55	1.55	122	62	PressFIT
FP100R06KE3	active and preferred	PIM Three Phase Input Rectifier	600	100	IGBT3 - E3	EconoPIM™ 3	1.45	1.55	122	62	-
FP75R06KE3	active and preferred	PIM Three Phase Input Rectifier	600	75	IGBT3 - E3	EconoPIM™ 3	1.45	1.55	122	62	-
<b>SmartPACK 1</b>											
FS75R07U1E4	active and preferred	Sixpack	650	75	IGBT4 - E4	SmartPACK 1	1.55	1.55	69.5	44	PressFIT

# IGBT modules up to 1200 V

Product	Product Status	Configuration	$I_{C(nom)}/I_{F(nom)}$ [A]	Technology	Housing	$V_{CE(sat)}$ $T_{vj}=25^{\circ}\text{C}$ typ [V]	$V_F$ $T_{vj}=25^{\circ}\text{C}$ typ [V]	Dimensions length [mm]	Dimensions width [mm]	Features
34 mm										
FD150R12RT4	active and preferred	Chopper	150	IGBT4 - T4	34 mm	1.75	1.75	94	34	-
DF150R12RT4	active and preferred	Chopper	150	IGBT4 - T4	34 mm	1.75	1.75	94	34	-
FF150R12RT4	active and preferred	Dual	150	IGBT4 - T4	34 mm	1.75	1.75	94	34	-
FF100R12RT4	active and preferred	Dual	100	IGBT4 - T4	34 mm	1.75	1.75	94	34	-
FF75R12RT4	active and preferred	Dual	75	IGBT4 - T4	34 mm	1.85	1.7	94	34	-
FF50R12RT4	active and preferred	Dual	50	IGBT4 - T4	34 mm	1.85	1.75	94	34	-
62 mm										
DF400R12KE3	active and preferred	Chopper	400	IGBT3 - E3	62 mm	1.7	1.65	106.4	61.4	-
FD400R12KE3	active and preferred	Chopper	400	IGBT3 - E3	62 mm	1.7	1.65	106.4	61.4	-
DF300R12KE3	active and preferred	Chopper	300	IGBT3 - E3	62 mm	1.7	1.65	106.4	61.4	-
FD300R12KE3	active and preferred	Chopper	300	IGBT3 - E3	62 mm	1.7	1.65	106.4	61.4	-
FD300R12KS4	active	Chopper	300	IGBT2 Fast	62 mm	3.2	2	106.4	61.4	-
DF200R12KE3	active and preferred	Chopper	200	IGBT3 - E3	62 mm	1.7	1.65	106.4	61.4	-
FD200R12KE3	active and preferred	Chopper	200	IGBT3 - E3	62 mm	1.7	1.65	106.4	61.4	-
FD200R12KE3P	active and preferred	Chopper	200	IGBT3 - E3	62 mm	1.7	1.65	106.4	61.4	TIM
FF600R12KE4_E	active and preferred	Common Emitter	600	IGBT4 - E4	62 mm	1.75	1.7	106.4	61.4	-
FF450R12KE4_E	active and preferred	Common Emitter	450	IGBT4 - E4	62 mm	1.75	1.7	106.4	61.4	-
FF400R12KT3_E	active	Common Emitter	400	IGBT3 - T3	62 mm	1.7	1.65	106.4	61.4	Phase leg
FF400R12KT3P_E	active and preferred	Common Emitter	400	IGBT3 - T3	62 mm	1.7	1.65	106.4	61.4	TIM, Phase lag
FF300R12KE4_E	active and preferred	Common Emitter	300	IGBT4 - E4	62 mm	1.75	1.65	106.4	61.4	-
FF300R12KT3_E	active	Common Emitter	300	IGBT3 - T3	62 mm	1.7	1.65	106.4	61.4	Phase leg
FF300R12KT3P_E	active and preferred	Common Emitter	300	IGBT3 - T3	62 mm	1.7	1.65	106.4	61.4	Phase leg
FF200R12KT3_E	active	Common Emitter	200	IGBT3 - T3	62 mm	1.7	1.65	106.4	61.4	Phase leg
FF600R12KE4	active and preferred	Dual	600	IGBT4 - E4	62 mm	1.75	1.7	106.4	61.4	-
FF450R12KE4	active and preferred	Dual	450	IGBT4 - E4	62 mm	1.75	1.7	106.4	61.4	-
FF450R12KE4P	active and preferred	Dual	450	IGBT4 - E4	62 mm	1.75	1.7	106.4	61.4	TIM
FF450R12KT4	active and preferred	Dual	450	IGBT4 - T4	62 mm	1.75	1.7	106.4	61.4	-
FF450R12KT4P	active and preferred	Dual	450	IGBT4 - T4	62 mm	1.75	1.7	106.4	61.4	TIM
FF400R12KT4P	active and preferred	Dual	400	IGBT4 - T4	62 mm	1.65	1.65	106.4	61.4	-

# IGBT modules up to 1200 V

Product	Product Status	Configuration	$I_{C(nom)}/I_{F(nom)}$ [A]	Technology	Housing	$V_{CE(sat)}$ $T_{vj}=25^{\circ}C$ typ [V]	$V_F$ $T_{vj}=25^{\circ}C$ typ [V]	Dimensions length [mm]	Dimensions width [mm]	Features
62 mm										
FF400R12KE3	active	Dual	400	IGBT3 - E3	62 mm	1.7	1.65	106.4	61.4	-
FF400R12KE3_B2	active	Dual	400	IGBT3 - E3	62 mm	1.7	1.65	106.4	61.4	M5 power terminals
FF400R12KT3	active	Dual	400	IGBT3 - T3	62 mm	1.7	1.65	106.4	61.4	-
FF300R12KE4	active and preferred	Dual	300	IGBT4 - E4	62 mm	1.75	1.65	106.4	61.4	-
FF300R12KE4P	active and preferred	Dual	300	IGBT4 - E4	62 mm	1.75	1.65	106.4	61.4	TIM
FF300R12KE4_B2	active and preferred	Dual	300	IGBT4 - E4	62 mm	1.75	1.65	106.4	61.4	M5 power terminals
FF300R12KT4	active and preferred	Dual	300	IGBT4 - T4	62 mm	1.75	1.65	106.4	61.4	-
FF300R12KT4P	active and preferred	Dual	300	IGBT4 - T4	62 mm	1.75	1.65	106.4	61.4	TIM
FF300R12KE3	active	Dual	300	IGBT3 - E3	62 mm	1.7	1.65	106.4	61.4	-
FF300R12KT3	active	Dual	300	IGBT3 - T3	62 mm	1.7	1.65	106.4	61.4	-
FF300R12KS4	active	Dual	300	IGBT2 Fast	62 mm	3.2	2	106.4	61.4	-
FF300R12KS4P	active and preferred	Dual	300	IGBT2 Fast	62 mm	3.2	2	106.4	61.4	TIM
FF200R12KE4	active and preferred	Dual	200	IGBT4 - E4	62 mm	1.75	1.65	106.4	61.4	-
FF200R12KE4P	active and preferred	Dual	200	IGBT4 - E4	62 mm	1.75	1.65	106.4	61.4	TIM
FF200R12KT4	active and preferred	Dual	200	IGBT4 - T4	62 mm	1.75	1.65	106.4	61.4	-
FF200R12KE3	active	Dual	200	IGBT3 - E3	62 mm	1.7	1.65	106.4	61.4	-
FF200R12KT3	active	Dual	200	IGBT3 - T3	62 mm	1.7	1.65	106.4	61.4	-
FF200R12KS4	active	Dual	200	IGBT2 Fast	62 mm	3.2	2	106.4	61.4	-
FF150R12KE3G	active	Dual	150	IGBT3 - E3	62 mm	1.7	1.65	106.4	61.4	-
FF150R12KT3G	active	Dual	150	IGBT3 - T3	62 mm	1.7	1.65	106.4	61.4	-
FF150R12KS4	active	Dual	150	IGBT2 Fast	62 mm	3.2	2	106.4	61.4	-
FF150R12KS4_B2	active	Dual	150	IGBT2 Fast	62 mm	3.2	2	106.4	61.4	M5 power terminals
FF100R12KS4	active	Dual	100	IGBT2 Fast	62 mm	3.2	2	106.4	61.4	-
FZ900R12KE4	active and preferred	Single switch	900	IGBT4 - E4	62 mm	1.75	1.9	106.4	61.4	-
FZ900R12KP4	active and preferred	Single switch	900	IGBT4 - P4	62 mm	1.7	1.9	106.4	61.4	-
FZ800R12KE3	active	Single switch	800	IGBT3 - E3	62 mm	1.7	2.2	106.4	61.4	-
FZ600R12KE4	active and preferred	Single switch	600	IGBT4 - E4	62 mm	1.75	1.8	106.4	61.4	-
FZ600R12KP4	active and preferred	Single switch	600	IGBT4 - P4	62 mm	1.7	1.8	106.4	61.4	-
FZ600R12KE3	active	Single switch	600	IGBT3 - E3	62 mm	1.7	1.65	106.4	61.4	-
FZ600R12KS4	active	Single switch	600	IGBT2 Fast	62 mm	3.2	2	106.4	61.4	-

Product	Product Status	Configuration	$I_{C(nom)}/I_{F(nom)}$ [A]	Technology	Housing	$V_{CE(sat)}$ $T_{vj}=25^{\circ}\text{C}$ typ [V]	$V_F$ $T_{vj}=25^{\circ}\text{C}$ typ [V]	Dimensions length [mm]	Dimensions width [mm]	Features
<b>62 mm</b>										
FZ400R12KE4	active and preferred	Single switch	400	IGBT4 - E4	62 mm	1.75	1.65	106.4	61.4	-
FZ400R12KP4	active and preferred	Single switch	400	IGBT4 - P4	62 mm	1.7	1.65	106.4	61.4	-
FD400R12KE3_B5	active	Single switch	400	IGBT3 - E3	62 mm	1.7	1.65	106.4	61.4	-
FZ400R12KE3	active	Single switch	400	IGBT3 - E3	62 mm	1.7	1.65	106.4	61.4	-
FZ400R12KE3B1	active	Single switch	400	IGBT3 - E3	62 mm	1.7	1.65	106.4	61.4	-
FZ400R12KS4	active	Single switch	400	IGBT2 Fast	62 mm	3.2	2	106.4	61.4	-
FZ400R12KS4P	active and preferred	Single switch	400	IGBT2 Fast	62 mm	3.2	2	61.4	106.4	-
FZ300R12KE3G	active	Single switch	300	IGBT3 - E3	62 mm	1.7	1.65	106.4	61.4	-
FD300R12KS4_B5	active	Single switch	300	IGBT2 Fast	62 mm	3.2	2	106.4	61.4	-
<b>EasyPACK™ 1B</b>										
F3L75R12W1H3_B11	active and preferred	3-level	75	IGBT HighSpeed 3	EasyPACK™ 1B	1.45	2.15	48	33.8	Phase leg, PressFIT
F3L75R12W1H3_B27	active and preferred	3-level	75	IGBT HighSpeed 3	EasyPACK™ 1B	1.45	1.85	48	33.8	Phase leg, PressFIT
F3L25R12W1T4_B27	active	3-level	25	IGBT4 - T4	EasyPACK™ 1B	1.85	1.35	48	33.8	Phase leg, PressFIT
DF200R12W1H3F_B11	active and preferred	Booster with NTC	200	IGBT HighSpeed 3	EasyPACK™ 1B	1.3	1.6	48	33.8	SiC Schottky diode, PressFIT
DF200R12W1H3_B27	active	Booster with NTC	200	IGBT HighSpeed 3	EasyPACK™ 1B	1.3	2	48	33.8	PressFIT
DF75R12W1H4F_B11	active and preferred	Chopper	75	IGBT HighSpeed 2	EasyPACK™ 1B	2.1	1.6	48	33.8	SiC Schottky diode, PressFIT
FS35R12W1T4	active and preferred	Sixpack	35	IGBT4 - T4	EasyPACK™ 1B	1.85	1.65	48	33.8	-
FS35R12W1T4_B11	active and preferred	Sixpack	35	IGBT4 - T4	EasyPACK™ 1B	1.85	1.65	48	33.8	PressFIT
FS25R12W1T4	active and preferred	Sixpack	25	IGBT4 - T4	EasyPACK™ 1B	1.85	1.75	48	33.8	-
FS25R12W1T4_B11	active and preferred	Sixpack	25	IGBT4 - T4	EasyPACK™ 1B	1.85	1.75	48	33.8	PressFIT

# IGBT modules up to 1200 V

Product	Product Status	Configuration	$I_{C(nom)}/I_{F(nom)}$ [A]	Technology	Housing	$V_{CE(sat)}$ $T_{vj}=25^{\circ}\text{C}$ typ [V]	$V_F$ $T_{vj}=25^{\circ}\text{C}$ typ [V]	Dimensions length [mm]	Dimensions width [mm]	Features
<b>EasyPACK™ 2B</b>										
F3L200R12W2H3_B11	active and preferred	3-level phase leg with NTC	200	IGBT HighSpeed 3	EasyPACK™ 2B	1.55	1.65	56.7	48	Phase leg, PressFIT
F3L150R12W2H3_B11	active and preferred	3-level phase leg with NTC	150	IGBT HighSpeed 3	EasyPACK™ 2B	1.55	1.45	56.7	48	Phase leg, PressFIT
F3L100R12W2H3_B11	active and preferred	3-level phase leg with NTC	100	IGBT HighSpeed 3	EasyPACK™ 2B	1.55	1.35	56.7	48	Phase leg, PressFIT
FS3L25R12W2H3_B11	active and preferred	3-level full-bridge with NTC	25	IGBT HighSpeed 3	EasyPACK™ 2B	2.05	1.75	56.7	48	PressFIT
F3L15R12W2H3_B27	active and preferred	3-level full-bridge with NTC	15	IGBT HighSpeed 3	EasyPACK™ 2B	2.05	1.75	56.7	48	Full-bridge, PressFIT
DF160R12W2H3F_B11	active and preferred	Booster with NTC	160	IGBT HighSpeed 3	EasyPACK™ 2B	1.55	1.6	56.7	48	SiC Schottky diode, PressFIT
DF120R12W2H3_B27	active and preferred	Booster with NTC	120	IGBT HighSpeed 3	EasyPACK™ 2B	2.05	2	56.7	48	PressFIT
DF80R12W2H3F_B11	active and preferred	Booster with NTC	80	IGBT HighSpeed 3	EasyPACK™ 2B	1.55	1.6	56.7	48	SiC Schottky diode, PressFIT
FS75R12W2T4	active and preferred	Sixpack	75	IGBT4 - T4	EasyPACK™ 2B	1.85	1.7	56.7	48	-
FS75R12W2T4_B11	active and preferred	Sixpack	75	IGBT4 - T4	EasyPACK™ 2B	1.85	1.7	56.7	48	PressFIT
FS50R12W2T4	active and preferred	Sixpack	50	IGBT4 - T4	EasyPACK™ 2B	1.85	1.7	56.7	48	-
FS50R12W2T4_B11	active and preferred	Sixpack	50	IGBT4 - T4	EasyPACK™ 2B	1.85	1.7	56.7	48	PressFIT
<b>EasyPIM™ 1B</b>										
FP15R12W1T4	active and preferred	PIM Three Phase Input Rectifier	15	IGBT4 - T4	EasyPIM™ 1B	1.85	2	48	33.8	-
FP15R12W1T4P	active and preferred	PIM Three Phase Input Rectifier	15	IGBT4 - T4	EasyPIM™ 1B	1.85	2	48	33.8	-
FP15R12W1T4_B11	active and preferred	PIM Three Phase Input Rectifier	15	IGBT4 - T4	EasyPIM™ 1B	1.85	2	48	33.8	PressFIT
FP15R12W1T4P_B11	active and preferred	PIM Three Phase Input Rectifier	15	IGBT4 - T4	EasyPIM™ 1B	1.85	2	48	33.8	TIM, PressFIT
FP15R12W1T4_B3	active	PIM Three Phase Input Rectifier	15	IGBT4 - T4	EasyPIM™ 1B	1.85	2	48	33.8	-
FP10R12W1T4	active and preferred	PIM Three Phase Input Rectifier	10	IGBT4 - T4	EasyPIM™ 1B	1.85	1.75	48	33.8	-
FP10R12W1T4P	active and preferred	PIM Three Phase Input Rectifier	10	IGBT4 - T4	EasyPIM™ 1B	1.85	1.75	48	33.8	-
FP10R12W1T4_B11	active and preferred	PIM Three Phase Input Rectifier	10	IGBT4 - T4	EasyPIM™ 1B	1.85	1.75	48	33.8	PressFIT
FP10R12W1T4P_B11	active and preferred	PIM Three Phase Input Rectifier	10	IGBT4 - T4	EasyPIM™ 1B	1.85	1.75	48	33.8	TIM, PressFIT
FP10R12W1T4_B3	active	PIM Three Phase Input Rectifier	10	IGBT4 - T4	EasyPIM™ 1B	1.85	1.75	48	33.8	-
FP06R12W1T4_B3	active	PIM Three Phase Input Rectifier	6	IGBT4 - T4	EasyPIM™ 1B	1.5	1.45	48	33.8	-



Product	Product Status	Configuration	$I_{C(nom)}/I_{F(nom)}$ [A]	Technology	Housing	$V_{CE(sat)}$ $T_{vj}=25^{\circ}\text{C}$ typ [V]	$V_F$ $T_{vj}=25^{\circ}\text{C}$ typ [V]	Dimensions length [mm]	Dimensions width [mm]	Features
<b>EasyPIM™ 2B</b>										
FP35R12W2T4	active and preferred	PIM Three Phase Input Rectifier	35	IGBT4 - T4	EasyPIM™ 2B	1.85	1.65	56.7	48	-
FP35R12W2T4P	active and preferred	PIM Three Phase Input Rectifier	35	IGBT4 - T4	EasyPIM™ 2B	1.85	1.65	56.7	48	TIM
FP35R12W2T4_B11	active and preferred	PIM Three Phase Input Rectifier	35	IGBT4 - T4	EasyPIM™ 2B	1.85	1.65	56.7	48	PressFIT
FP35R12W2T4P_B11	active and preferred	PIM Three Phase Input Rectifier	35	IGBT4 - T4	EasyPIM™ 2B	1.85	1.65	56.7	48	TIM, PressFIT
FP25R12W2T4	active and preferred	PIM Three Phase Input Rectifier	25	IGBT4 - T4	EasyPIM™ 2B	1.85	1.75	56.7	48	-
FP25R12W2T4P	active and preferred	PIM Three Phase Input Rectifier	25	IGBT4 - T4	EasyPIM™ 2B	1.85	1.75	56.7	48	-
FP25R12W2T4_B11	active and preferred	PIM Three Phase Input Rectifier	25	IGBT4 - T4	EasyPIM™ 2B	1.85	1.75	56.7	48	PressFIT
FP25R12W2T4P_B11	active and preferred	PIM Three Phase Input Rectifier	25	IGBT4 - T4	EasyPIM™ 2B	1.85	1.75	56.7	48	TIM, PressFIT
FP15R12W2T4	active and preferred	PIM Three Phase Input Rectifier	15	IGBT4 - T4	EasyPIM™ 2B	1.85	1.75	56.7	48	-
<b>EconoDUAL™ 3</b>										
F3L300R12ME4_B22	active and preferred	3-level	300	IGBT4 - E4	EconoDUAL™ 3	1.75	1.65	152	62	Phase leg
F3L300R12ME4_B23	active and preferred	3-level	300	IGBT4 - E4	EconoDUAL™ 3	1.75	1.65	152	62	Phase leg
F3L300R12MT4_B22	active and preferred	3-level	300	IGBT4 - T4	EconoDUAL™ 3	1.75	1.65	152	62	Phase leg
F3L300R12MT4P_B22	active and preferred	3-level	300	IGBT4 - T4	EconoDUAL™ 3	1.75	1.65	152	62	TIM, Phase leg
F3L300R12MT4_B23	active and preferred	3-level	300	IGBT4 - T4	EconoDUAL™ 3	1.75	1.65	152	62	Phase leg
F3L300R12MT4P_B23	active and preferred	3-level	300	IGBT4 - T4	EconoDUAL™ 3	1.75	1.65	152	62	TIM, Phase leg
FF600R12ME4E_B11	active and preferred	Common Emitter	600	IGBT - E4	EconoDUAL™ 3	1.75	1.65	152	62	PressFIT
FF450R12ME4E_B11	active and preferred	Common Emitter	450	IGBT4 - E4	EconoDUAL™ 3	1.75	1.65	152	62	PressFIT
FF600R12ME4	active	Dual	600	IGBT4 - E4	EconoDUAL™ 3	1.75	1.65	152	62	-
FF600R12ME4P	active	Dual	600	IGBT4 - E4	EconoDUAL™ 3	1.75	1.65	152	62	TIM
FF600R12ME4_B11	active	Dual	600	IGBT4 - E4	EconoDUAL™ 3	1.75	1.65	152	62	PressFIT
FF600R12ME4P_B11	active and preferred	Dual	600	IGBT4 - E4	EconoDUAL™ 3	1.75	1.65	152	62	TIM, PressFIT
FF600R12ME4C	active	Dual	600	IGBT4 - E4	EconoDUAL™ 3	1.75	1.9	152	62	-
FF600R12ME4C_B11	active and preferred	Dual	600	IGBT4 - E4	EconoDUAL™ 3	1.75	1.9	152	62	PressFIT
FF600R12ME4_B73	active and preferred	Dual	600	IGBT4 - E4	EconoDUAL™ 3	1.75	1.65	152	62	-
FF600R12ME4_B72	active and preferred	Dual	600	IGBT4 - E4	EconoDUAL™ 3	1.75	1.65	152	62	-
FF600R12ME4A_B11	active and preferred	Dual	600	IGBT4 - E3	EconoDUAL™ 3	1.75	1.9	152	62	PressFIT
IFF600B12ME4S8P_B11	active and preferred	Dual	600	IGBT4 - E4	EconoDUAL™ 3	1.75	1.9	152	62	TIM, PressFIT

# IGBT modules up to 1200 V

Product	Product Status	Configuration	$I_{C(nom)}/I_{F(nom)}$ [A]	Technology	Housing	$V_{CE(sat)}$ Tvj=25°C typ [V]	$V_F$ Tvj=25°C typ [V]	Dimensions length [mm]	Dimensions width [mm]	Features
<b>EconoDUAL™ 3</b>										
IFF600B12ME4P_B11	active and preferred	Dual	600	IGBT4 - E4	EconoDUAL™ 3	1.75	1.8	152	62	TIM, PressFIT
FF450R12ME4	active	Dual	450	IGBT4 - E4	EconoDUAL™ 3	1.75	1.65	152	62	-
FF450R12ME4P	active	Dual	450	IGBT4 - E4	EconoDUAL™ 3	1.75	1.65	152	62	TIM
FF450R12ME4_B11	active and preferred	Dual	450	IGBT4 - E4	EconoDUAL™ 3	1.75	1.65	152	62	PressFIT
FF450R12ME4P_B11	active and preferred	Dual	450	IGBT4 - E4	EconoDUAL™ 3	1.75	1.65	152	62	TIM, PressFIT
IFF450B12ME4P_B11	active and preferred	Dual	450	IGBT4 - E4	EconoDUAL™ 3	1.75	1.65	152	62	TIM, PressFIT
IFF450B12ME4S8P_B11	active and preferred	Dual	450	IGBT4 - E4	EconoDUAL™ 3	1.75	1.95	152	62	TIM, PressFIT
FF300R12ME4	active	Dual	300	IGBT4 - E4	EconoDUAL™ 3	1.75	1.65	152	62	-
FF300R12ME4_B11	active and preferred	Dual	300	IGBT4 - E4	EconoDUAL™ 3	1.75	1.65	152	62	PressFIT
FF300R12ME4P_B11	active and preferred	Dual	300	IGBT4 - E4	EconoDUAL™ 3	1.75	1.65	152	62	TIM, PressFIT
FF300R12MS4	active and preferred	Dual	300	IGBT2 Fast	EconoDUAL™ 3	3.2	2	152	62	-
FF225R12ME4	active	Dual	225	IGBT4 - E4	EconoDUAL™ 3	1.85	1.65	152	62	-
FF225R12ME4P	active and preferred	Dual	225	IGBT4 - E4	EconoDUAL™ 3	1.85	1.65	152	62	TIM
FF225R12ME4_B11	active and preferred	Dual	225	IGBT4 - E4	EconoDUAL™ 3	1.85	1.65	152	62	PressFIT
FF225R12ME4P_B11	active and preferred	Dual	225	IGBT4 - E4	EconoDUAL™ 3	1.85	1.65	152	62	TIM, PressFIT
FF225R12MS4	active and preferred	Dual	225	IGBT2 Fast	EconoDUAL™ 3	3.2	2	152	62	-
FF150R12MS4G	active and preferred	Dual	150	IGBT2 Fast	EconoDUAL™ 3	3.2	2	152	62	-
<b>EconoPACK™ + D</b>										
FS450R12OE4	active and preferred	Sixpack	450	IGBT4 - E4	EconoPACK™ + D	1.75	1.65	162	150	PressFIT
FS450R12OE4P	active and preferred	Sixpack	450	IGBT4 - E4	EconoPACK™ + D	1.75	1.65	162	150	TIM, PressFIT
FS300R12OE4	active and preferred	Sixpack	300	IGBT4 - E4	EconoPACK™ + D	1.75	1.65	162	150	PressFIT
FS300R12OE4P	active and preferred	Sixpack	300	IGBT4 - E4	EconoPACK™ + D	1.75	1.65	162	150	TIM, PressFIT
FS225R12OE4	active and preferred	Sixpack	225	IGBT4 - E4	EconoPACK™ + D	1.85	1.65	162	150	PressFIT
FS225R12OE4P	active and preferred	Sixpack	225	IGBT4 - E4	EconoPACK™ + D	1.85	1.65	162	150	TIM, PressFIT

Product	Product Status	Configuration	$I_{C(nom)}/I_{F(nom)}$ [A]	Technology	Housing	$V_{CE(sat)}$ $T_{vj}=25^{\circ}\text{C}$ typ [V]	$V_F$ $T_{vj}=25^{\circ}\text{C}$ typ [V]	Dimensions length [mm]	Dimensions width [mm]	Features
<b>EconoPACK™ 2</b>										
F4-75R12KS4	active and preferred	Fourpack	75	IGBT2 Fast	EconoPACK™ 2	3.2	2	107.5	45	-
F4-75R12KS4_B11	active and preferred	Fourpack	75	IGBT2 Fast	EconoPACK™ 2	3.2	2	107.5	45	PressFIT
F4-50R12KS4	active and preferred	Fourpack	50	IGBT2 Fast	EconoPACK™ 2	3.2	2	107.5	45	-
F4-50R12KS4_B11	active and preferred	Fourpack	50	IGBT2 Fast	EconoPACK™ 2	3.2	2	107.5	45	PressFIT
FS100R12KT4	active and preferred	Sixpack	100	IGBT4 - T4	EconoPACK™ 2	1.75	1.7	107.5	45	-
FS75R12KT4_B11	active and preferred	Sixpack	75	IGBT4 - T4	EconoPACK™ 2	1.85	1.7	107.5	45	PressFIT
FS75R12KT4_B15	active and preferred	Sixpack	75	IGBT4 - T4	EconoPACK™ 2	1.85	1.7	107.5	45	-
FS75R12KE3	active and preferred	Sixpack	75	IGBT3 - E3	EconoPACK™ 2	1.7	1.65	107.5	45	-
FS75R12KT3	active and preferred	Sixpack	75	IGBT3 - T3	EconoPACK™ 2	1.7	1.65	107.5	45	-
FS75R12KE3_B9	active and preferred	Sixpack	75	IGBT3 - E3	EconoPACK™ 2	1.7	1.65	107.5	45	-
FS50R12KT4_B11	active and preferred	Sixpack	50	IGBT4 - T4	EconoPACK™ 2	1.85	1.7	107.5	45	PressFIT
FS50R12KT4P_B11	active and preferred	Sixpack	50	IGBT4 - T4	EconoPACK™ 2	1.85	1.7	107.5	45	TIM, PressFIT
FS50R12KT4_B15	active and preferred	Sixpack	50	IGBT4 - T4	EconoPACK™ 2	1.85	1.7	107.5	45	-
FS50R12KE3	active and preferred	Sixpack	50	IGBT3 - E3	EconoPACK™ 2	1.7	1.65	107.5	45	-
FS50R12KT3	active and preferred	Sixpack	50	IGBT3 - T3	EconoPACK™ 2	1.7	1.65	107.5	45	-
FS35R12KT3	active and preferred	Sixpack	35	IGBT3 - T3	EconoPACK™ 2	1.7	1.65	107.5	45	-
FS35R12KE3G	active and preferred	Sixpack	35	IGBT3 - E3	EconoPACK™ 2	1.7	1.65	107.5	45	-
FS25R12KT3	active and preferred	Sixpack	25	IGBT3 - T3	EconoPACK™ 2	1.7	1.65	107.5	45	-
FS25R12KE3G	active and preferred	Sixpack	25	IGBT3 - E3	EconoPACK™ 2	1.7	1.65	107.5	45	-
<b>EconoPACK™ 3</b>										
IFF300B12N2E4P_B11	active and preferred	Dual	300	IGBT4 - E4	EconoPACK™ 3	1.75	1.7	122	62	Current sense shunts
F4-150R12KS4	active and preferred	Fourpack	150	IGBT2 Fast	EconoPACK™ 3	3.2	2.3	122	62	-
F4-100R12KS4	active and preferred	Fourpack	100	IGBT2 Fast	EconoPACK™ 3	3.2	2	122	62	-
IFS200B12N3E4_B31	active and preferred	Sixpack	200	IGBT4 - E4	EconoPACK™ 3	1.75	1.7	122	62	Current sense shunts
FS200R12KT4R	active and preferred	Sixpack	200	IGBT4 - T4	EconoPACK™ 3	1.75	1.7	122	62	-
FS200R12KT4R_B11	active and preferred	Sixpack	200	IGBT4 - T4	EconoPACK™ 3	1.75	1.7	122	62	PressFIT
IFS150B12N3E4_B31	active and preferred	Sixpack	150	IGBT4 - E4	EconoPACK™ 3	1.75	1.7	122	62	Current sense shunts
FS150R12KT4	active and preferred	Sixpack	150	IGBT4 - T4	EconoPACK™ 3	1.75	1.7	122	62	-

# IGBT modules up to 1200 V

Product	Product Status	Configuration	$I_{C(nom)}/I_{F(nom)}$ [A]	Technology	Housing	$V_{CE(sat)}$ $T_{vj}=25^{\circ}\text{C}$ typ [V]	$V_F$ $T_{vj}=25^{\circ}\text{C}$ typ [V]	Dimensions length [mm]	Dimensions width [mm]	Features
<b>EconoPACK™ 3</b>										
FS150R12KT4_B11	active and preferred	Sixpack	150	IGBT4 - T4	EconoPACK™ 3	1.75	1.4	122	62	PressFIT
FS150R12KT4_B9	active and preferred	Sixpack	150	IGBT4 - T4	EconoPACK™ 3	1.75	1.7	122	62	-
FS150R12KE3	active and preferred	Sixpack	150	IGBT3 - E3	EconoPACK™ 3	1.7	1.65	122	62	-
FS150R12KT3	active and preferred	Sixpack	150	IGBT3 - T3	EconoPACK™ 3	1.7	1.65	122	62	-
IFS100B12N3E4_B31	active and preferred	Sixpack	100	IGBT4 - E4	EconoPACK™ 3	1.75	1.7	122	62	Current sense shunts
FS100R12KT4G	active and preferred	Sixpack	100	IGBT4 - T4	EconoPACK™ 3	1.75	1.7	122	62	-
FS100R12KT4G_B11	active and preferred	Sixpack	100	IGBT4 - T4	EconoPACK™ 3	1.75	1.7	122	62	PressFIT
FS100R12KE3	active and preferred	Sixpack	100	IGBT3 - E3	EconoPACK™ 3	1.7	1.65	122	62	-
FS100R12KT3	active and preferred	Sixpack	100	IGBT3 - T3	EconoPACK™ 3	1.7	1.65	122	62	-
FS100R12KS4	active and preferred	Sixpack	100	IGBT2 Fast	EconoPACK™ 3	3.2	2	122	62	-
IFS75B12N3E4_B31	active and preferred	Sixpack	75	IGBT4 - E4	EconoPACK™ 3	1.85	1.7	122	62	Current sense shunts
FS75R12KE3G	active and preferred	Sixpack	75	IGBT3 - E3	EconoPACK™ 3	1.7	1.65	122	62	-
FS75R12KT3G	active and preferred	Sixpack	75	IGBT3 - T3	EconoPACK™ 3	1.7	1.65	122	62	-
F12-25R12KT4G	active and preferred	Twelvepack	25	IGBT4 - T4	EconoPACK™ 3	1.85	1.75	122	62	-
<b>EconoPACK™ 4</b>										
F3L400R12PT4_B26	active and preferred	3-level	400	IGBT4 - T4	EconoPACK™ 4	1.75	1.8	130	70.6	Phase leg, PressFIT
F3L400R12PT4P_B26	active and preferred	3-level	400	IGBT4 - T4	EconoPACK™ 4	1.75	1.55	130	70.6	TIM, Phase leg, PressFIT
F3L300R12PT4_B26	active and preferred	3-level	300	IGBT4 - T4	EconoPACK™ 4	1.75	1.65	130	70.6	Phase leg, PressFIT
DF200R12PT4_B6	active and preferred	Chopper	200	IGBT4 - T4	EconoPACK™ 4	1.75	1.75	130	70.6	-
FD200R12PT4_B6	active and preferred	Chopper	200	IGBT4 - T4	EconoPACK™ 4	1.75	1.75	130	70.6	-
IFS200V12PT4	active	Sixpack	200	IGBT4 - T4	EconoPACK™ 4	1.75	1.7	130	70.6	Integrated drivers, Plug n Play
FS200R12PT4	active and preferred	Sixpack	200	IGBT4 - T4	EconoPACK™ 4	1.75	1.7	130	70.6	PressFIT
FS200R12PT4P	active and preferred	Sixpack	200	IGBT4 - T4	EconoPACK™ 4	1.75	1.7	130	70.6	TIM, PressFIT
FS150R12PT4	active and preferred	Sixpack	150	IGBT4 - T4	EconoPACK™ 4	1.75	1.7	130	70.6	PressFIT
IFS100V12PT4	active	Sixpack	100	IGBT4 - T4	EconoPACK™ 4	1.75	1.7	130	70.6	Integrated drivers, Plug n Play
FS100R12PT4	active and preferred	Sixpack	100	IGBT4 - T4	EconoPACK™ 4	1.75	1.7	130	70.6	PressFIT

Product	Product Status	Configuration	$I_{C(nom)}/I_{F(nom)}$ [A]	Technology	Housing	$V_{CE(sat)}$ $T_{vj}=25^{\circ}\text{C}$ typ [V]	$V_F$ $T_{vj}=25^{\circ}\text{C}$ typ [V]	Dimensions length [mm]	Dimensions width [mm]	Features
<b>EconoPIM™ 2</b>										
FP50R12KT4	active and preferred	PIM Three Phase Input Rectifier	50	IGBT4 - T4	EconoPIM™ 2	1.85	1.7	107	45	-
FP50R12KT4P	active and preferred	PIM Three Phase Input Rectifier	50	IGBT4 - T4	EconoPIM™ 2	1.85	1.7	107	45	TIM
FP50R12KT4_B11	active and preferred	PIM Three Phase Input Rectifier	50	IGBT4 - T4	EconoPIM™ 2	1.85	1.7	107	45	PressFIT
FP40R12KE3	active and preferred	PIM Three Phase Input Rectifier	40	IGBT3 - E3	EconoPIM™ 2	1.8	1.75	107	45	-
FP40R12KT3	active and preferred	PIM Three Phase Input Rectifier	40	IGBT3 - T3	EconoPIM™ 2	1.8	1.75	107	45	-
FP35R12KT4	active and preferred	PIM Three Phase Input Rectifier	35	IGBT4 - T4	EconoPIM™ 2	1.85	1.7	107	45	-
FP35R12KT4P	active and preferred	PIM Three Phase Input Rectifier	35	IGBT4 - T4	EconoPIM™ 2	1.85	1.7	107	45	TIM
FP35R12KT4_B11	active and preferred	PIM Three Phase Input Rectifier	35	IGBT4 - T4	EconoPIM™ 2	1.85	1.7	107	45	PressFIT
FP35R12KT4_B15	active and preferred	PIM Three Phase Input Rectifier	35	IGBT4 - T4	EconoPIM™ 2	1.85	1.7	107	45	-
FP25R12KT4	active and preferred	PIM Three Phase Input Rectifier	25	IGBT4 - T4	EconoPIM™ 2	1.85	1.75	107	45	-
FP25R12KT4_B11	active and preferred	PIM Three Phase Input Rectifier	25	IGBT4 - T4	EconoPIM™ 2	1.85	1.75	107	45	PressFIT
FP25R12KT4_B15	active and preferred	PIM Three Phase Input Rectifier	25	IGBT4 - T4	EconoPIM™ 2	1.85	1.75	107	45	-
FP25R12KE3	active and preferred	PIM Three Phase Input Rectifier	25	IGBT3 - E3	EconoPIM™ 2	1.7	1.65	107	45	-
FP25R12KT3	active and preferred	PIM Three Phase Input Rectifier	25	IGBT3 - T3	EconoPIM™ 2	1.7	1.65	107	45	-
FP25R12KS4C	active and preferred	PIM Three Phase Input Rectifier	25	IGBT2 Fast	EconoPIM™ 2	3.2	2.05	107	45	-
FP15R12KE3G	active and preferred	PIM Three Phase Input Rectifier	15	IGBT3 - E3	EconoPIM™ 2	1.7	1.65	107	45	-
FP15R12KT3	active and preferred	PIM Three Phase Input Rectifier	15	IGBT3 - T3	EconoPIM™ 2	1.7	1.65	107	45	-
FP15R12KS4C	active and preferred	PIM Three Phase Input Rectifier	15	IGBT2 Fast	EconoPIM™ 2	3.2	1.75	107	45	-
<b>EconoPIM™ 3</b>										
FP150R12KT4	active and preferred	PIM Three Phase Input Rectifier	150	IGBT4 - T4	EconoPIM™ 3	1.75	1.7	122	62	-
FP150R12KT4P	active and preferred	PIM Three Phase Input Rectifier	150	IGBT4 - T4	EconoPIM™ 3	1.75	1.7	122	62	TIM
FP150R12KT4_B11	active and preferred	PIM Three Phase Input Rectifier	150	IGBT4 - T4	EconoPIM™ 3	1.75	1.7	122	62	PressFIT
FP150R12KT4P_B11	active and preferred	PIM Three Phase Input Rectifier	150	IGBT4 - T4	EconoPIM™ 3	1.75	1.7	122	62	TIM, PressFIT
FP100R12KT4	active and preferred	PIM Three Phase Input Rectifier	100	IGBT4 - T4	EconoPIM™ 3	1.75	1.7	122	62	-
FP100R12KT4_B11	active and preferred	PIM Three Phase Input Rectifier	100	IGBT4 - T4	EconoPIM™ 3	1.75	1.7	122	62	PressFIT
FP75R12KT4	active and preferred	PIM Three Phase Input Rectifier	75	IGBT4 - T4	EconoPIM™ 3	1.85	1.7	122	62	-
FP75R12KT4P	active and preferred	PIM Three Phase Input Rectifier	75	IGBT4 - T4	EconoPIM™ 3	1.85	1.7	122	62	TIM
FP75R12KT4_B11	active and preferred	PIM Three Phase Input Rectifier	75	IGBT4 - T4	EconoPIM™ 3	1.85	1.7	122	62	PressFIT

# IGBT modules up to 1200 V

Product	Product Status	Configuration	$I_{C(nom)}/I_{F(nom)}$ [A]	Technology	Housing	$V_{CE(sat)}$ $T_{vj}=25^{\circ}\text{C}$ typ [V]	$V_F$ $T_{vj}=25^{\circ}\text{C}$ typ [V]	Dimensions length [mm]	Dimensions width [mm]	Features
<b>EconoPIM™ 3</b>										
FP75R12KT4P_B11	active and preferred	PIM Three Phase Input Rectifier	75	IGBT4 - T4	EconoPIM™ 3	1.85	1.7	122	62	TIM, PressFIT
FP75R12KT4_B15	active and preferred	PIM Three Phase Input Rectifier	75	IGBT4 - T4	EconoPIM™ 3	1.85	1.7	122	62	-
FP75R12KE3	active and preferred	PIM Three Phase Input Rectifier	75	IGBT3 - E3	EconoPIM™ 3	1.7	1.65	122	62	-
FP75R12KT3	active and preferred	PIM Three Phase Input Rectifier	75	IGBT3 - T3	EconoPIM™ 3	1.7	1.65	122	62	-
FP50R12KT4G	active and preferred	PIM Three Phase Input Rectifier	50	IGBT4 - T4	EconoPIM™ 3	1.85	1.7	122	62	-
FP50R12KE3	active and preferred	PIM Three Phase Input Rectifier	50	IGBT3 - E3	EconoPIM™ 3	1.7	1.65	122	62	-
FP50R12KT3	active and preferred	PIM Three Phase Input Rectifier	50	IGBT3 - T3	EconoPIM™ 3	1.7	1.65	122	62	-
FP50R12KS4C	active and preferred	PIM Three Phase Input Rectifier	50	IGBT2 Fast	EconoPIM™ 3	3.2	1.75	122	62	-
FP40R12KE3G	active and preferred	PIM Three Phase Input Rectifier	40	IGBT3 - E3	EconoPIM™ 3	1.8	1.75	122	62	-
FP40R12KT3G	active and preferred	PIM Three Phase Input Rectifier	40	IGBT3 - T3	EconoPIM™ 3	1.8	1.75	122	62	-
<b>IHM</b>										
FF1200R12KE3	active	Dual	1200	IGBT3 - E3	IHM	1.7	2.2	130	140	-
FF800R12KE3	active	Dual	800	IGBT3 - E3	IHM	1.7	2.2	130	140	-
<b>IHM B</b>										
DD1200S12H4	active and preferred	Diodes	1200	Diode	IHM B		1.8	130	140	-
FZ3600R12HP4	active and preferred	Single switch	3600	IGBT4 - P4	IHM B	1.7	1.8	190	140	-
FZ2400R12HE4_B9	active and preferred	Single switch	2400	IGBT4 - E4	IHM B	1.75	1.8	190	140	-
FZ2400R12HE4P_B9	active and preferred	Single switch	2400	IGBT4 - E4	IHM B	1.75	1.8	190	140	TIM
FZ2400R12HP4	active and preferred	Single switch	2400	IGBT4 - P4	IHM B	1.7	1.8	130	140	-
FZ2400R12HP4_B9	active and preferred	Single switch	2400	IGBT4 - P4	IHM B	1.7	1.8	190	140	-
FZ1800R12HE4_B9	active and preferred	Single switch	1800	IGBT4 - E4	IHM B	1.75	1.8	190	140	-
FZ1800R12HP4_B9	active and preferred	Single switch	1800	IGBT4 - P4	IHM B	1.7	1.8	190	140	-
FZ1600R12HP4	active and preferred	Single switch	1600	IGBT4 - P4	IHM B	1.7	1.8	130	140	-
FZ1200R12HE4	active and preferred	Single switch	1200	IGBT4 - E4	IHM B	1.75	1.8	130	140	-
FZ1200R12HE4P	active and preferred	Single switch	1200	IGBT4 - E4	IHM B	1.75	1.8	130	140	TIM
FZ1200R12HP4	active and preferred	Single switch	1200	IGBT4 - P4	IHM B	1.7	1.8	130	140	-

Product	Product Status	Configuration	$I_{C(nom)}/I_{F(nom)}$ [A]	Technology	Housing	$V_{CE(sat)}$ $T_{vj}=25^{\circ}\text{C}$ typ [V]	$V_F$ $T_{vj}=25^{\circ}\text{C}$ typ [V]	Dimensions length [mm]	Dimensions width [mm]	Features
PrimePACK™ 2										
DF900R12IP4D	active and preferred	Chopper	900	IGBT4 - P4	PrimePACK™ 2	1.7	1.65	172	89	-
FD900R12IP4D	active and preferred	Chopper	900	IGBT4 - P4	PrimePACK™ 2	1.7	1.65	172	89	-
DF900R12IP4DV	active and preferred	Chopper	900	IGBT4 - P4	PrimePACK™ 2	1.7	1.65	172	89	-
FD900R12IP4DV	active and preferred	Chopper	900	IGBT4 - P4	PrimePACK™ 2	1.7	1.65	172	89	-
DF600R12IP4D	active and preferred	Chopper	600	IGBT4 - P4	PrimePACK™ 2	1.7	1.65	172	89	-
FF1200R12IE5	active and preferred	Dual	1200	IGBT5 - E5	PrimePACK™ 2	1.7	1.9	172	89	.XT Technology
FF1200R12IE5P	active and preferred	Dual	1200	IGBT5 - E5	PrimePACK™ 2	1.9	1.9	172	89	.XT Technology, TIM
FF900R12IE4	active and preferred	Dual	900	IGBT4 - E4	PrimePACK™ 2	1.75	1.9	172	89	-
FF900R12IE4P	active and preferred	Dual	900	IGBT4 - E4	PrimePACK™ 2	1.75	1.9	172	89	TIM
FF900R12IE4V	active and preferred	Dual	900	IGBT4 - E4	PrimePACK™ 2	1.75	1.9	172	89	-
FF900R12IE4VP	active and preferred	Dual	900	IGBT4 - E4	PrimePACK™ 2	1.75	1.9	172	89	TIM
FF900R12IP4	active and preferred	Dual	900	IGBT4 - P4	PrimePACK™ 2	1.7	1.9	172	89	-
FF900R12IP4P	active and preferred	Dual	900	IGBT4 - P4	PrimePACK™ 2	1.7	1.9	172	89	TIM
FF900R12IP4V	active and preferred	Dual	900	IGBT4 - P4	PrimePACK™ 2	1.7	1.9	172	89	-
FF900R12IP4D	active and preferred	Dual	900	IGBT4 - P4	PrimePACK™ 2	1.7	1.65	172	89	-
FF900R12IP4DV	active and preferred	Dual	900	IGBT4 - P4	PrimePACK™ 2	1.7	1.65	172	89	-
FF600R12IE4	active and preferred	Dual	600	IGBT4 - E4	PrimePACK™ 2	1.75	1.8	172	89	-
FF600R12IE4V	active and preferred	Dual	600	IGBT4 - E4	PrimePACK™ 2	1.75	1.8	172	89	-
FF600R12IP4	active and preferred	Dual	600	IGBT4 - P4	PrimePACK™ 2	1.7	1.8	172	89	-
FF600R12IP4V	active and preferred	Dual	600	IGBT4 - P4	PrimePACK™ 2	1.7	1.8	172	89	-
FF450R12IE4	active and preferred	Dual	450	IGBT4 - E4	PrimePACK™ 2	1.75	1.9	172	89	-

# IGBT modules up to 1200 V

Product	Product Status	Configuration	$I_{C(nom)}/I_{F(nom)}$ [A]	Technology	Housing	$V_{CE(sat)}$ $T_{vj}=25^{\circ}C$ typ [V]	$V_F$ $T_{vj}=25^{\circ}C$ typ [V]	Dimensions length [mm]	Dimensions width [mm]	Features
<b>PrimePACK™ 3</b>										
DF1400R12IP4D	active and preferred	Chopper	1400	IGBT4 - P4	PrimePACK™ 3	1.75	1.65	250	89	-
FD1400R12IP4D	active and preferred	Chopper	1400	IGBT4 - P4	PrimePACK™ 3	1.75	1.65	250	89	-
FF1400R12IP4	active and preferred	Dual	1400	IGBT4 - P4	PrimePACK™ 3	1.75	1.9	250	89	-
FF1400R12IP4P	active and preferred	Dual	1400	IGBT4 - P4	PrimePACK™ 3	1.75	1.9	250	89	TIM
<b>PrimePACK™ 3+</b>										
FF1800R12IE5	active and preferred	Dual	1800	IGBT5 - E5	PrimePACK™ 3+	1.7	1.9	250	89	.XT Technology
FF1500R12IE5	active and preferred	Dual	1500	IGBT5 - E5	PrimePACK™ 3+	1.7	1.95	224	89	.XT Technology
<b>SmartPIM 1</b>										
FP25R12U1T4	active and preferred	PIM Three Phase Input Rectifier	25	IGBT4 - T4	SmartPIM 1	1.85	1.75	69.5	44	PressFIT



# IGBT modules up to 1700 V

Product	Product Status	Configuration	$I_{C(nom)}/I_{F(nom)}$ [A]	Technology	Housing	$V_{CE(sat)}$ $T_{vj}=25^{\circ}C$ typ [V]	$V_F$ $T_{vj}=25^{\circ}C$ typ [V]	Dimensions length [mm]	Dimensions width [mm]	Features
<b>62 mm</b>										
FF400R17KE4_E	active and preferred	Common Emitter	400	IGBT4 - E4	62 mm	1.95	1.8	106.4	61.4	-
DZ800S17K3	active	Diodes	800	Diode	62 mm		1.8	106.4	61.4	-
FF500R17KE4	active and preferred	Dual	500	IGBT4 - E4	62 mm	1.95	1.95	106.4	61.4	-
FF400R17KE4	active and preferred	Dual	400	IGBT4 - E4	62 mm	1.95	1.8	106.4	61.4	-
FF300R17KE4	active and preferred	Dual	300	IGBT4 - E4	62 mm	1.95	1.8	106.4	61.4	-
FF300R17KE4P	active and preferred	Dual	300	IGBT4 - E4	62 mm	1.95	1.8	106.4	61.4	TIM
FF300R17KE3	active	Dual	300	IGBT3 - E3	62 mm	2	1.8	106.4	61.4	-
FF200R17KE4	active and preferred	Dual	200	IGBT4 - E4	62 mm	1.95	1.8	106.4	61.4	-
FF200R17KE3	active	Dual	200	IGBT3 - E3	62 mm	2	1.8	106.4	61.4	-
FF150R17KE4	active and preferred	Dual	150	IGBT4 - E4	62 mm	1.95	1.65	106.4	61.4	-
FZ600R17KE4	active and preferred	Single switch	600	IGBT4 - E4	62 mm	1.95	1.8	106.4	61.4	-
FZ600R17KE3	active	Single switch	600	IGBT3 - E3	62 mm	2	1.8	106.4	61.4	-
FZ600R17KE3_S4	active	Single switch	600	IGBT3 - E3	62 mm	2	1.8	106.4	61.4	-
FZ400R17KE4	active and preferred	Single switch	400	IGBT4 - E4	62 mm	1.95	1.8	106.4	61.4	-
FZ400R17KE3	active	Single switch	400	IGBT3 - E3	62 mm	2	1.8	106.4	61.4	-
<b>EconoDUAL™ 3</b>										
FF600R17ME4	active	Dual	600	IGBT4 - E4	EconoDUAL™ 3	1.95	1.8	152	62	-
FF600R17ME4P	active	Dual	600	IGBT4 - E4	EconoDUAL™ 3	1.95	1.8	152	62	TIM
FF600R17ME4_B11	active and preferred	Dual	600	IGBT4 - E4	EconoDUAL™ 3	1.95	1.8	152	62	PressFIT
FF600R17ME4P_B11	active and preferred	Dual	600	IGBT4 - E4	EconoDUAL™ 3	1.95	1.8	152	62	TIM, PressFIT
FF450R17ME4	active	Dual	450	IGBT4 - E4	EconoDUAL™ 3	1.95	1.8	152	62	-
FF450R17ME4P	active	Dual	450	IGBT4 - E4	EconoDUAL™ 3	1.95	1.8	152	62	TIM
FF450R17ME4_B11	active and preferred	Dual	450	IGBT4 - E4	EconoDUAL™ 3	1.95	1.8	152	62	PressFIT
FF450R17ME4P_B11	active and preferred	Dual	450	IGBT4 - E4	EconoDUAL™ 3	1.95	1.8	152	62	TIM, PressFIT
FF300R17ME4	active	Dual	300	IGBT4 - E4	EconoDUAL™ 3	1.95	1.8	152	62	-
FF300R17ME4P	active and preferred	Dual	300	IGBT4 - E4	EconoDUAL™ 3	1.95	1.8	152	62	TIM
FF300R17ME4_B11	active and preferred	Dual	300	IGBT4 - E4	EconoDUAL™ 3	1.95	1.8	152	62	PressFIT
FF300R17ME4P_B11	active and preferred	Dual	300	IGBT4 - E4	EconoDUAL™ 3	1.95	1.8	152	62	TIM, PressFIT

# IGBT modules up to 1700 V

Product	Product Status	Configuration	$I_{C(nom)}/I_{F(nom)}$ [A]	Technology	Housing	$V_{CE(sat)}$ $T_{vj}=25^{\circ}\text{C}$ typ [V]	$V_{\sigma}$ $T_{vj}=25^{\circ}\text{C}$ typ [V]	Dimensions length [mm]	Dimensions width [mm]	Features
<b>EconoDUAL™ 3</b>										
FF225R17ME4	active	Dual	225	IGBT4 - E4	EconoDUAL™ 3	1.95	1.8	152	62	-
FF225R17ME4P	active and preferred	Dual	225	IGBT4 - E4	EconoDUAL™ 3	1.95	1.8	152	62	TIM
FF225R17ME4_B11	active and preferred	Dual	225	IGBT4 - E4	EconoDUAL™ 3	1.95	1.8	152	62	PressFIT
FF225R17ME4P_B11	active and preferred	Dual	225	IGBT4 - E4	EconoDUAL™ 3	1.95	1.8	152	62	TIM, PressFIT
F4-250R17MP4_B11	active and preferred	H-Bridge	250	IGBT4 - P4	EconoDUAL™ 3	1.8	1.8	152	62	PressFIT
F4-150R17ME4_B11	active and preferred	H-Bridge	150	IGBT4 - E4	EconoDUAL™ 3	1.95	1.8	152	62	PressFIT
F4-100R17ME4_B11	active and preferred	H-Bridge	100	IGBT4 - E4	EconoDUAL™ 3	1.95	1.8	152	62	PressFIT
<b>EconoPACK™ + D</b>										
FS500R17OE4D	active and preferred	Sixpack	500	IGBT4 - E4	EconoPACK™ + D	1.95	1.7	162	150	PressFIT
FS500R17OE4DP	active and preferred	Sixpack	500	IGBT4 - E4	EconoPACK™ + D	1.95	1.7	162	150	TIM, PressFIT
FS450R17OE4	active and preferred	Sixpack	450	IGBT4 - E4	EconoPACK™ + D	1.95	1.8	162	150	PressFIT
FS450R17OE4P	active and preferred	Sixpack	450	IGBT4 - E4	EconoPACK™ + D	1.95	1.8	162	150	TIM, PressFIT
FS300R17OE4	active and preferred	Sixpack	300	IGBT4 - E4	EconoPACK™ + D	1.95	1.8	162	150	PressFIT
FS225R17OE4	active and preferred	Sixpack	225	IGBT4 - E4	EconoPACK™ + D	1.95	1.8	162	150	PressFIT
<b>EconoPACK™ 3</b>										
F4-200R17N3E4	active and preferred	Fourpack	200	IGBT4 - E4	EconoPACK™ 3	1.95	1.8	122	62	-
FS150R17N3E4	active and preferred	Sixpack	150	IGBT4 - E4	EconoPACK™ 3	1.95	1.8	122	62	-
FS150R17N3E4_B11	active and preferred	Sixpack	150	IGBT4 - E4	EconoPACK™ 3	1.95	1.8	122	62	PressFIT
IFS150B17N3E4P_B11	active and preferred	Sixpack	150	IGBT4 - E4	EconoPACK™ 3	1.95	1.8	122	62	Current sense shunts, PressFIT
FS100R17N3E4	active and preferred	Sixpack	100	IGBT4 - E4	EconoPACK™ 3	1.95	1.8	122	62	-
FS100R17N3E4_B11	active and preferred	Sixpack	100	IGBT4 - E4	EconoPACK™ 3	1.95	1.8	122	62	PressFIT
FS100R17KE3	active and preferred	Sixpack	100	IGBT3 - E3	EconoPACK™ 3	2	1.8	122	62	-
FS75R17KE3	active and preferred	Sixpack	75	IGBT3 - E3	EconoPACK™ 3	2	1.8	122	62	-
<b>EconoPACK™ 4</b>										
FS150R17PE4	active and preferred	Sixpack	150	IGBT4 - E4	EconoPACK™ 4	1.95	1.8	130	70.6	PressFIT
FS100R17PE4	active and preferred	Sixpack	100	IGBT4 - E4	EconoPACK™ 4	1.95	1.8	130	70.6	PressFIT

Product	Product Status	Configuration	$I_{C(nom)}/I_{F(nom)}$ [A]	Technology	Housing	$V_{CE(sat)}$ $T_{vj}=25^{\circ}\text{C}$ typ [V]	$V_F$ $T_{vj}=25^{\circ}\text{C}$ typ [V]	Dimensions length [mm]	Dimensions width [mm]	Features
<b>EconoPIM™ 3</b>										
FP75R17N3E4	active and preferred	PIM Three Phase Input Rectifier	75	IGBT4 - E4	EconoPIM™ 3	1.95	1.8	122	62	-
FP75R17N3E4_B11	active and preferred	PIM Three Phase Input Rectifier	75	IGBT4 - E4	EconoPIM™ 3	1.95	1.8	122	62	PressFIT
<b>IHM</b>										
FD600R17KE3_B2	active	Chopper	600	IGBT3 - E3	IHM	2	1.6	130	140	Enlarged Diode
FF1200R17KP4_B2	active	Dual	1200	IGBT4 - P4	IHM	1.9	1.65	130	140	Enlarged Diode
FF1200R17KE3	active	Dual	1200	IGBT3 - E3	IHM	2	1.8	130	140	-
FF800R17KP4_B2	active	Dual	800	IGBT4 - P4	IHM	1.9	1.55	130	140	Enlarged Diode
FF800R17KE3	active	Dual	800	IGBT3 - E3	IHM	2	1.8	130	140	-
FF600R17KE3	active	Dual	600	IGBT3 - E3	IHM	2	1.8	130	140	-
FF600R17KE3_B2	active	Dual	600	IGBT3 - E3	IHM	2	1.6	130	140	Enlarged Diode
<b>IHM B</b>										
FD1600/1200R17HP4_B2	active	Chopper	1600	IGBT4 - P4	IHM B	1.9	1.65	190	140	Enlarged Diode
FD1600/1200R17HP4-K_B2	active and preferred	Chopper	1600	IGBT4 - P4	IHM B	1.9	1.65	190	140	Enlarged Diode
FD1200R17HP4-K_B2	active and preferred	Chopper	1200	IGBT4 - P4	IHM B	1.9	1.65	130	140	Enlarged Diode
FD800R17HP4-K_B2	active and preferred	Chopper	800	IGBT4 - P4	IHM B	1.9	1.65	130	140	Enlarged Diode
DD1200S17H4_B2	active and preferred	Diodes	1200	Diode	IHM B		1.8	130	140	-
DD800S17H4_B2	active and preferred	Diodes	800	Diode	IHM B		1.8	130	140	-
FZ3600R17HE4	active and preferred	Single switch	3600	IGBT4 - E4	IHM B	1.95	1.8	190	140	-
FZ3600R17HE4P	active and preferred	Single switch	3600	IGBT4 - E4	IHM B	1.95	1.8	190	140	TIM
FZ3600R17HP4	active and preferred	Single switch	3600	IGBT4 - P4	IHM B	1.9	1.8	190	140	-
FZ3600R17HP4_B2	active and preferred	Single switch	3600	IGBT4 - P4	IHM B	1.9	1.65	190	140	Enlarged Diode
FZ2400R17HE4_B9	active and preferred	Single switch	2400	IGBT4 - E4	IHM B	1.95	1.8	190	140	-
FZ2400R17HE4P_B9	active and preferred	Single switch	2400	IGBT4 - E4	IHM B	1.95	1.8	190	140	TIM
FZ2400R17HP4	active and preferred	Single switch	2400	IGBT4 - P4	IHM B	1.9	1.8	130	140	-
FZ2400R17HP4_B2	active and preferred	Single switch	2400	IGBT4 - P4	IHM B	1.9	1.65	130	140	Enlarged Diode
FZ2400R17HP4_B9	active	Single switch	2400	IGBT4 - P4	IHM B	1.9	1.8	190	140	-
FZ2400R17HP4_B28	active and preferred	Single switch	2400	IGBT4 - P4	IHM B	1.9	1.8	190	140	-

# IGBT modules up to 1700 V

Product	Product Status	Configuration	$I_{C(nom)}/I_{F(nom)}$ [A]	Technology	Housing	$V_{CE(sat)}$ $T_{vj}=25^{\circ}\text{C}$ typ [V]	$V_f$ $T_{vj}=25^{\circ}\text{C}$ typ [V]	Dimensions length [mm]	Dimensions width [mm]	Features
<b>IHM B</b>										
FZ2400R17HP4_B29	active and preferred	Single switch	2400	IGBT4 - P4	IHM B	1.9	1.65	190	140	Enlarged Diode
FZ1800R17HE4_B9	active	Single switch	1800	IGBT4 - E4	IHM B	1.95	1.8	190	140	-
FZ1800R17HP4_B9	active	Single switch	1800	IGBT4 - P4	IHM B	1.9	1.8	190	140	-
FZ1800R17HP4_B29	active	Single switch	1800	IGBT4 - P4	IHM B	1.9	1.65	190	140	Enlarged Diode
FZ1600R17HP4	active and preferred	Single switch	1600	IGBT4 - P4	IHM B	1.9	1.8	130	140	-
FZ1600R17HP4_B2	active and preferred	Single switch	1600	IGBT4 - P4	IHM B	1.9	1.65	130	140	Enlarged Diode
FZ1600R17HP4_B21	active and preferred	Single switch	1600	IGBT4 - P4	IHM B	1.9	1.8	130	140	-
FZ1200R17HE4	active and preferred	Single switch	1200	IGBT4 - E4	IHM B	1.95	1.8	130	140	-
FZ1200R17HE4P	active and preferred	Single switch	1200	IGBT4 - E4	IHM B	1.95	1.8	130	140	TIM
FZ1200R17HP4	active and preferred	Single switch	1200	IGBT4 - P4	IHM B	1.9	1.8	130	140	-
FZ1200R17HP4_B2	active and preferred	Single switch	1200	IGBT4 - P4	IHM B	1.9	1.65	130	140	Enlarged Diode
<b>PrimePACK™ 2</b>										
DF650R17IE4	active	Chopper	650	IGBT4 - E4	PrimePACK™ 2	2	1.85	172	89	-
FD650R17IE4	active and preferred	Chopper	650	IGBT4 - E4	PrimePACK™ 2	2	1.85	172	89	-
FF1200R17IP5	active and preferred	Dual	1200	IGBT5 - P5	PrimePACK™ 2	1.75	1.8	172	89	.XT Technology
FF650R17IE4	active and preferred	Dual	650	IGBT4 - E4	PrimePACK™ 2	2	1.85	172	89	-
FF650R17IE4P	active and preferred	Dual	650	IGBT4 - E4	PrimePACK™ 2	2	1.85	172	89	TIM
FF650R17IE4D_B2	active and preferred	Dual	650	IGBT4 - E4	PrimePACK™ 2	2	1.7	172	89	-
FF650R17IE4DP_B2	active and preferred	Dual	650	IGBT4 - E4	PrimePACK™ 2	2	1.7	172	89	TIM
FF650R17IE4V	active and preferred	Dual	650	IGBT4 - E4	PrimePACK™ 2	2	1.85	172	89	-
FF450R17IE4	active and preferred	Dual	450	IGBT4 - E4	PrimePACK™ 2	2	1.85	172	89	-



Product	Product Status	Configuration	$I_{C(nom)}/I_{F(nom)}$ [A]	Technology	Housing	$V_{CE(sat)}$ $T_{vj}=25^{\circ}\text{C}$ typ [V]	$V_F$ $T_{vj}=25^{\circ}\text{C}$ typ [V]	Dimensions length [mm]	Dimensions width [mm]	Features
<b>PrimePACK™ 3</b>										
DF1000R17IE4	active and preferred	Chopper	1000	IGBT4 - E4	PrimePACK™ 3	2	1.85	250	89	-
FD1000R17IE4	active and preferred	Chopper	1000	IGBT4 - E4	PrimePACK™ 3	2	1.85	250	89	-
DF1000R17IE4D_B2	active and preferred	Chopper	1000	IGBT4 - E4	PrimePACK™ 3	2	1.7	250	89	-
FD1000R17IE4D_B2	active	Chopper	1000	IGBT4 - E4	PrimePACK™ 3	2	1.7	250	89	-
FF1400R17IP4	active and preferred	Dual	1400	IGBT4 - P4	PrimePACK™ 3	1.75	1.75	250	89	-
FF1400R17IP4P	active and preferred	Dual	1400	IGBT4 - P4	PrimePACK™ 3	1.75	1.75	250	89	TIM
FF1000R17IE4	active and preferred	Dual	1000	IGBT4 - E4	PrimePACK™ 3	2	1.85	250	89	-
FF1000R17IE4P	active and preferred	Dual	1000	IGBT4 - E4	PrimePACK™ 3	2	1.85	250	89	TIM
FF1000R17IE4D_B2	active and preferred	Dual	1000	IGBT4 - E4	PrimePACK™ 3	2	1.7	250	89	-
FF1000R17IE4DP_B2	active and preferred	Dual	1000	IGBT4 - E4	PrimePACK™ 3	2	1.7	250	89	TIM
<b>PrimePACK™ 3+</b>										
FF1800R17IP5	active and preferred	Dual	1800	IGBT5 - P5	PrimePACK™ 3+	1.75	1.75	250	89	.XT Technology
FF1800R17IP5P	active and preferred	Dual	1800	IGBT5 - P5	PrimePACK™ 3+	1.75	1.75	250	89	.XT Technology, TIM
FF1500R17IP5	active and preferred	Dual	1500	IGBT5 - P5	PrimePACK™ 3+	1.75	1.75	224	89	.XT Technology

# IGBT modules up to 3300 V

Product	Product Status	Configuration	$I_{C(nom)}/I_{F(nom)}$ [A]	Technology	Housing	$V_{CE(sat)}$ Tvj=25°C typ [V]	$V_f$ Tvj=25°C typ [V]	Dimensions length [mm]	Dimensions width [mm]	Features
<b>IHV</b>										
FD800R33KF2C	active	Chopper	800	IGBT2	IHV	3.4	2.8	190	140	-
FD800R33KF2C-K	active	Chopper	800	IGBT2	IHV	3.4	2.8	190	140	-
FD400R33KF2C	active	Chopper	400	IGBT2	IHV	3.4	2.8	130	140	-
FD400R33KF2C-K	active	Chopper	400	IGBT2	IHV	3.4	2.8	130	140	-
DD1200S33K2C	active	Diodes	1200	Diode	IHV	-	2.8	130	140	-
DD800S33K2C	active	Diodes	800	Diode	IHV	-	2.8	130	140	-
DD400S33K2C	active	Diodes	400	Diode	IHV	-	2.8	130	140	-
DD400S33KL2C	active	Diodes	400	Diode	IHV	-	2.6	73	140	-
DD200S33K2C	active	Diodes	200	Diode	IHV	-	2.8	73	140	-
FF400R33KF2C	active	Dual	400	IGBT2	IHV	3.4	2.8	130	140	-
FF200R33KF2C	active	Dual	200	IGBT2	IHV	3.4	2.8	73	140	-
FZ1200R33KF2C	active	Single switch	1200	IGBT2	IHV	3.4	2.8	190	140	-
FZ800R33KF2C	active	Single switch	800	IGBT2	IHV	3.4	2.8	130	140	-
FZ400R33KL2C_B5	active	Single switch	400	IGBT2 Low Loss	IHV	3	2.6	73	140	10.2kV isolation
<b>IHV B</b>										
FD1000R33HE3-K	active and preferred	Chopper	1000	IGBT3 - E3	IHV B	2.55	3.1	190	140	-
FD1000R33HL3-K	active and preferred	Chopper	1000	IGBT3 - L3	IHV B	2.4	2.25	190	140	-
DD1000S33HE3	active and preferred	Diodes	1000	Diode	IHV B	-	3.1	130	140	-
DD500S33HE3	active and preferred	Diodes	500	Diode	IHV B	-	3.1	130	140	-
FZ1500R33HE3	active and preferred	Single switch	1500	IGBT3 - E3	IHV B	2.55	3.1	190	140	-
FZ1500R33HL3	active and preferred	Single switch	1500	IGBT3 - L3	IHV B	2.4	2.25	190	140	-
FZ1200R33HE3	active	Single switch	1200	IGBT3 - E3	IHV B	2.7	3.25	190	140	-
FZ1000R33HE3	active and preferred	Single switch	1000	IGBT3 - E3	IHV B	2.55	3.1	130	140	-
FZ1000R33HL3	active and preferred	Single switch	1000	IGBT3 - L3	IHV B	2.4	2.25	130	140	-
<b>XHP™ 3</b>										
FF450R33T3E3	active and preferred	Dual	450	IGBT3 - E3	XHP™ 3	2.55	3.1	140	99.8	Phase leg

# IGBT modules up to 6500 V

Product	Product Status	Configuration	Voltage Class [V]	$I_{C(nom)}/I_{F(nom)}$ [A]	Technology	Housing	$V_{CE(sat)}$ $T_{vj}=25^{\circ}\text{C}$ typ [V]	$V_F$ $T_{vj}=25^{\circ}\text{C}$ typ [V]	Dimensions length [mm]	Dimensions width [mm]	Features
<b>IHV</b>											
FD800R45KL3-K_B5	active and preferred	Chopper	4500	800	IGBT3 - L3	IHV	2.5	2.5	190	140	10.2kV isolation
FD500R65KE3-K	active and preferred	Chopper	6500	500	IGBT3 - E3	IHV	3	3	190	140	10.2kV isolation
FD250R65KE3-K	active and preferred	Chopper	6500	250	IGBT3 - E3	IHV	3	3	130	140	10.2kV isolation
DD1200S45KL3_B5	active and preferred	Diodes	4500	1200	Diode	IHV	-	2.5	130	140	10.2kV isolation
DD800S45KL3_B5	active and preferred	Diodes	4500	800	Diode	IHV	-	2.5	130	140	10.2kV isolation
DD750S65K3	active and preferred	Diodes	6500	750	Diode	IHV	-	3	130	140	10.2kV isolation
DD600S65K3	active and preferred	Diodes	6500	600	Diode	IHV	-	3	130	140	10.2kV isolation
DD500S65K3	active and preferred	Diodes	6500	500	Diode	IHV	-	3	130	140	10.2kV isolation
DD400S45KL3_B5	active and preferred	Diodes	4500	400	Diode	IHV	-	2.5	130	140	10.2kV isolation
DD250S65K3	active and preferred	Diodes	6500	250	Diode	IHV	-	3	130	140	10.2kV isolation
FZ1200R45KL3_B5	active and preferred	Single switch	4500	1200	IGBT3 - L3	IHV	2.5	2.5	190	140	10.2kV isolation
FZ800R45KL3_B5	active and preferred	Single switch	4500	800	IGBT3 - L3	IHV	2.5	2.5	130	140	10.2kV isolation
FZ750R65KE3	active and preferred	Single switch	6500	750	IGBT3 - E3	IHV	3	3	190	140	10.2kV isolation
FZ600R65KE3	active	Single switch	6500	600	IGBT3 - E3	IHV	3	3	190	140	10.2kV isolation
FZ500R65KE3	active and preferred	Single switch	6500	500	IGBT3 - E3	IHV	3	3	130	140	10.2kV isolation
FZ400R65KE3	active	Single switch	6500	400	IGBT3 - E3	IHV	3	3	130	140	10.2kV isolation
FZ250R65KE3	active and preferred	Single switch	6500	250	IGBT3 - E3	IHV	3	3	73	140	10.2kV isolation
<b>IHV B</b>											
FZ1200R45HL3	active and preferred	Single switch	4500	1200	IGBT3 - L3	IHV B	2.35	2.5	190	140	-
<b>XHP™ 3</b>											
FF225R65T3E3	active and preferred	Dual	6500	225	IGBT3 - E3	XHP™ 3	3.2	3.3	140	99.8	Phase leg





Silicon Carbide (SiC)

# Silicon Carbide

Silicon Carbide (SiC) devices belong to the so-called wide band gap semiconductor group, which offers a number of attractive characteristics for high voltage power semiconductors when compared to commonly used silicon (Si). In particular, the much higher breakdown field strength and thermal conductivity of SiC allow creating devices which outperform by far the corresponding Si ones, and enable reaching otherwise unattainable efficiency levels.

## **CoolSiC™ - The Future of Power Semiconductors**

The use of SiC based power semiconductor solutions has shown a huge increase over the last years, it is a revolution to rely on. Driving forces behind this market development are the following trends: energy saving, size reduction, system integration and improved reliability. The combination of a fast silicon based switch with a SiC Diode – is often termed a “hybrid” solution. In recent years Infineon has manufactured several million hybrid modules and has seen them installed in various customer products.

The increase of switching frequency for a converter using unipolar SiC transistors can result in dramatically reduced volume and weight of the magnetic components. From an analysis carried out by Infineon, a converter built on SiC devices is a third of the size and 25 percent of the weight compared to a current Si based reference solution. Thanks to the significant reduction in volume and weight, the system costs can also be reduced by more than 20 percent.

# CoolSiC™ MOSFET

Product	Product Status	Voltage Class [V]	Configuration	$R_{DS(on)}$ [mΩ]	$I_{C(nom)}/I_{F(nom)}$ [A]	Technology	Housing [mm]	Dimensions length [mm]	Dimensions width [mm]	Features
<b>CoolSiC™ MOSFET Modules</b>										
FF11MR12W1M1_B11	active and preferred	1200 V	Dual	11 mΩ	100 A	CoolSiC™ MOSFET	EasyDUAL™ 1B	62.8 mm	33.8 mm	PressFIT
FF23MR12W1M1_B11	active and preferred	1200 V	Dual	23 mΩ	50 A	CoolSiC™ MOSFET	EasyDUAL™ 1B	62.8 mm	33.8 mm	PressFIT
DF11MR12W1M1_B11	active and preferred	1200 V	Booster	23 mΩ	100 A	CoolSiC™ MOSFET	EasyDUAL™ 1B	62.8 mm	33.8 mm	PressFIT
DF23MR12W1M1_B11	active and preferred	1200 V	Booster	45 mΩ	50 A	CoolSiC™ MOSFET	EasyDUAL™ 1B	62.8 mm	33.8 mm	PressFIT
<b>Discrete CoolSiC™ MOSFET</b>										
IMW120R045M1	active and preferred	1200 V	Single	45 mΩ	36	CoolSiC™ MOSFET	TO-247 3pin	-	-	-
IMZ120R045M1	active and preferred	1200 V	Single	45 mΩ	36	CoolSiC™ MOSFET	TO-247 4pin	-	-	Kelvin connection

# CoolSiC™ Schottky Diode

Product	Product Status	Technology	V <sub>DC</sub> min [V]	I <sub>F</sub> max [A]	V <sub>F</sub> [V]	Q <sub>c</sub> [nC]	Package	I <sub>(FSM)</sub> max [A]	I <sub>R</sub> [μA]	C <sub>T</sub> [pF]	P <sub>tot</sub> max [W]	R <sub>thJC</sub> [K/W]
<b>D2PAK real 2pin</b>												
IDK12G65C5	active and preferred	CoolSiC™ G5	650 V	12 A	1.5 V	18 nC	D2PAK (TO-263-2)	97 A	0.65 μA	360 pF	104 W	0.9 K/W
IDK10G65C5	active and preferred	CoolSiC™ G5	650 V	10 A	1.5 V	15 nC	D2PAK (TO-263-2)	82 A	0.5 μA	300 pF	89 W	1 K/W
IDK09G65C5	active and preferred	CoolSiC™ G5	650 V	9 A	1.5 V	14 nC	D2PAK (TO-263-2)	75 A	0.45 μA	270 pF	82 W	1.1 K/W
IDK08G65C5	active and preferred	CoolSiC™ G5	650 V	8 A	1.5 V	13 nC	D2PAK (TO-263-2)	68 A	0.4 μA	250 pF	76 W	1.2 K/W
IDK06G65C5	active and preferred	CoolSiC™ G5	650 V	6 A	1.5 V	10 nC	D2PAK (TO-263-2)	54 A	0.3 μA	190 pF	62 W	1.5 K/W
IDK05G65C5	active and preferred	CoolSiC™ G5	650 V	5 A	1.5 V	8 nC	D2PAK (TO-263-2)	46 A	0.25 μA	160 pF	55 W	1.7 K/W
IDK04G65C5	active and preferred	CoolSiC™ G5	650 V	4 A	1.5 V	7 nC	D2PAK (TO-263-2)	38 A	0.2 μA	130 pF	48 W	1.9 K/W
IDK03G65C5	active and preferred	CoolSiC™ G5	650 V	3 A	1.5 V	5 nC	D2PAK (TO-263-2)	31 A	0.15 μA	100 pF	42 W	2.2 K/W
IDK02G65C5	active and preferred	CoolSiC™ G5	650 V	2 A	1.5 V	4 nC	D2PAK (TO-263-2)	23 A	0.1 μA	70 pF	36 W	2.6 K/W
<b>DPAK (TO-252)</b>												
IDD12SG60C	active and preferred	CoolSiC™ G3	600 V	12 A	1.8 V	19 nC	DPAK (TO-252)	59 A	1 μA	310 pF	125 W	-
IDD10SG60C	active and preferred	CoolSiC™ G3	600 V	10 A	1.8 V	16 nC	DPAK (TO-252)	51 A	0.8 μA	290 pF	120 W	-
IDD09SG60C	active and preferred	CoolSiC™ G3	600 V	9 A	1.8 V	15 nC	DPAK (TO-252)	49 A	0.7 μA	280 pF	115 W	-
IDD08SG60C	active and preferred	CoolSiC™ G3	600 V	8 A	1.8 V	12 nC	DPAK (TO-252)	42 A	0.6 μA	240 pF	100 W	-
IDD06SG60C	active and preferred	CoolSiC™ G3	600 V	6 A	2.1 V	8 nC	DPAK (TO-252)	32 A	0.5 μA	130 pF	71 W	-
IDD05SG60C	active and preferred	CoolSiC™ G3	600 V	5 A	2.1 V	6 nC	DPAK (TO-252)	26 A	0.4 μA	110 pF	56 W	-
IDD04SG60C	active and preferred	CoolSiC™ G3	600 V	4 A	2.1 V	4.5 nC	DPAK (TO-252)	18 A	0.3 μA	80 pF	43 W	-
IDD03SG60C	active and preferred	CoolSiC™ G3	600 V	3 A	2.1 V	3.2 nC	DPAK (TO-252)	11.5 A	0.23 μA	60 pF	38 W	-
<b>DPAK real 2pin</b>												
IDM10G120C5	active and preferred	CoolSiC™ G5	1200 V	10 A	1.5 V	41 nC	DPAK (TO-252-2)	99 A	4 μA	525 pF	223 W	0.5 K/W
IDM08G120C5	active and preferred	CoolSiC™ G5	1200 V	8 A	1.65 V	28 nC	DPAK (TO-252-2)	70 A	3 μA	365 pF	167 W	0.7 K/W
IDM05G120C5	active and preferred	CoolSiC™ G5	1200 V	5 A	1.5 V	24 nC	DPAK (TO-252-2)	59 A	2.5 μA	301 pF	144 W	0.8 K/W
IDM02G120C5	active and preferred	CoolSiC™ G5	1200 V	2 A	1.4 V	14 nC	DPAK (TO-252-2)	37 A	1.2 μA	182 pF	98 W	1.2 K/W

# CoolSiC™ Schottky Diode

Product	Product Status	Technology	V <sub>DC</sub> min [V]	I <sub>F</sub> max [A]	V <sub>F</sub> [V]	Q <sub>C</sub> [nC]	Package	I <sub>(FSM)</sub> max [A]	I <sub>R</sub> [μA]	C <sub>T</sub> [pF]	P <sub>tot</sub> max [W]	R <sub>thJC</sub> [K/W]
<b>ThinPAK</b>												
IDL12G65C5	active and preferred	CoolSiC™ G5	650 V	12 A	1.5 V	18 nC	ThinPAK 8x8	57 A	0.65 μA	360 pF	138 W	0.7 K/W
IDL10G65C5	active and preferred	CoolSiC™ G5	650 V	10 A	1.5 V	15 nC	ThinPAK 8x8	50 A	0.5 μA	300 pF	113 W	0.8 K/W
IDL08G65C5	active and preferred	CoolSiC™ G5	650 V	8 A	1.5 V	13 nC	ThinPAK 8x8	43 A	0.4 μA	250 pF	96 W	1 K/W
IDL06G65C5	active and preferred	CoolSiC™ G5	650 V	6 A	1.5 V	10 nC	ThinPAK 8x8	36 A	0.3 μA	190 pF	78 W	1.2 K/W
IDL04G65C5	active and preferred	CoolSiC™ G5	650 V	4 A	1.5 V	7 nC	ThinPAK 8x8	29 A	0.2 μA	130 pF	62 W	1.6 K/W
IDL02G65C5	active and preferred	CoolSiC™ G5	650 V	2 A	1.5 V	4 nC	ThinPAK 8x8	21 A	0.1 μA	70 pF	46 W	2.1 K/W
<b>TO-220 real 2pin</b>												
IDH20G120C5	active and preferred	CoolSiC™ G5	1200 V	20 A	1.5 V	82 nC	TO-220 real 2pin	198 A	8.5 μA	1050 pF	330 W	0.35 K/W
IDH16G120C5	active and preferred	CoolSiC™ G5	1200 V	16 A	1.65 V	57 nC	TO-220 real 2pin	140 A	5.5 μA	730 pF	250 W	0.46 K/W
IDH10G120C5	active and preferred	CoolSiC™ G5	1200 V	10 A	1.5 V	41 nC	TO-220 real 2pin	99 A	4 μA	525 pF	165 W	0.7 K/W
IDH08G120C5	active and preferred	CoolSiC™ G5	1200 V	8 A	1.65 V	28 nC	TO-220 real 2pin	70 A	3 μA	365 pF	126 W	0.92 K/W
IDH05G120C5	active and preferred	CoolSiC™ G5	1200 V	5 A	1.5 V	24 nC	TO-220 real 2pin	59 A	2.5 μA	301 pF	109 W	1.06 K/W
IDH02G120C5	active and preferred	CoolSiC™ G5	1200 V	2 A	1.4 V	14 nC	TO-220 real 2pin	37 A	1.2 μA	182 pF	75 W	1.54 K/W
IDH20G65C6	active and preferred	CoolSiC™ G6	650 V	20 A	1.25 V	26.8 nC	TO-220 real 2pin	99 A	2 μA	970 pF	108 W	0.8 K/W
IDH20G65C5	active	CoolSiC™ G5	650 V	20 A	1.5 V	29 nC	TO-220 real 2pin	142 A	1.1 μA	590 pF	157 W	0.6 K/W
IDH16G65C6	active and preferred	CoolSiC™ G6	650 V	16 A	1.25 V	21.5 nC	TO-220 real 2pin	82 A	1.6 μA	783 pF	97 W	0.9 K/W
IDH16G65C5	active	CoolSiC™ G5	650 V	16 A	1.5 V	23 nC	TO-220 real 2pin	124 A	0.85 μA	470 pF	129 W	0.7 K/W
IDH12G65C6	active and preferred	CoolSiC™ G6	650 V	12 A	1.25 V	17.1 nC	TO-220 real 2pin	64 A	1.2 μA	594 pF	81 W	1.1 K/W
IDH12G65C5	active	CoolSiC™ G5	650 V	12 A	1.5 V	18 nC	TO-220 real 2pin	97 A	0.65 μA	360 pF	104 W	0.9 K/W
IDH10G65C6	active and preferred	CoolSiC™ G6	650 V	10 A	1.25 V	14.7 nC	TO-220 real 2pin	55 A	1 μA	495 pF	72 W	1.3 K/W
IDH10G65C5	active	CoolSiC™ G5	650 V	10 A	1.5 V	15 nC	TO-220 real 2pin	82 A	0.5 μA	300 pF	89 W	1 K/W
IDH09G65C5	active	CoolSiC™ G5	650 V	9 A	1.5 V	14 nC	TO-220 real 2pin	75 A	0.45 μA	270 pF	82 W	1.1 K/W
IDH08G65C6	active and preferred	CoolSiC™ G6	650 V	8 A	1.25 V	12.2 nC	TO-220 real 2pin	47 A	0.8 μA	401 pF	63 W	1.4 K/W
IDH08G65C5	active	CoolSiC™ G5	650 V	8 A	1.5 V	13 nC	TO-220 real 2pin	68 A	0.4 μA	250 pF	76 W	1.2 K/W
IDH06G65C6	active and preferred	CoolSiC™ G6	650 V	6 A	1.25 V	9.6 nC	TO-220 real 2pin	38 A	0.6 μA	302 pF	54 W	1.7 K/W
IDH06G65C5	active	CoolSiC™ G5	650 V	6 A	1.5 V	10 nC	TO-220 real 2pin	54 A	0.3 μA	190 pF	62 W	1.5 K/W
IDH05G65C5	active	CoolSiC™ G5	650 V	5 A	1.5 V	8 nC	TO-220 real 2pin	46 A	0.3 μA	160 pF	55 W	1.7 K/W
IDH04G65C6	active and preferred	CoolSiC™ G6	650 V	4 A	1.25 V	6.9 nC	TO-220 real 2pin	29 A	0.4 μA	205 pF	45 W	2 K/W
IDH04G65C5	active	CoolSiC™ G5	650 V	4 A	1.5 V	7 nC	TO-220 real 2pin	38 A	0.2 μA	130 pF	48 W	1.9 K/W

Product	Product Status	Technology	V <sub>DC</sub> min [V]	I <sub>F</sub> max [A]	V <sub>F</sub> [V]	Q <sub>C</sub> [nC]	Package	I <sub>(FSM)</sub> max [A]	I <sub>R</sub> [μA]	C <sub>T</sub> [pF]	P <sub>tot</sub> max [W]	R <sub>thJC</sub> [K/W]
<b>TO-220 real 2pin</b>												
IDH03G65C5	active	CoolSiC™ G5	650 V	3 A	1.5 V	5 nC	TO-220 real 2pin	31 A	0.2 μA	100 pF	42 W	2.2 K/W
IDH02G65C5	active	CoolSiC™ G5	650 V	2 A	1.5 V	4 nC	TO-220 real 2pin	23 A	0.1 μA	70 pF	36 W	2.6 K/W
IDH12SG60C	active and preferred	CoolSiC™ G3	600 V	12 A	1.8 V	19 nC	TO-220 real 2pin	59 A	1 μA	310 pF	125 W	-
IDH10SG60C	active and preferred	CoolSiC™ G3	600 V	10 A	1.8 V	16 nC	TO-220 real 2pin	51 A	0.8 μA	290 pF	120 W	-
IDH09SG60C	active and preferred	CoolSiC™ G3	600 V	9 A	1.8 V	15 nC	TO-220 real 2pin	49 A	0.7 μA	280 pF	115 W	-
IDH08SG60C	active and preferred	CoolSiC™ G3	600 V	8 A	1.8 V	12 nC	TO-220 real 2pin	42 A	0.6 μA	240 pF	100 W	-
IDH06SG60C	active and preferred	CoolSiC™ G3	600 V	6 A	2.1 V	8 nC	TO-220 real 2pin	32 A	0.5 μA	130 pF	71 W	-
IDH05SG60C	active and preferred	CoolSiC™ G3	600 V	5 A	2.1 V	6 nC	TO-220 real 2pin	26 A	0.4 μA	110 pF	56 W	-
IDH04SG60C	active and preferred	CoolSiC™ G3	600 V	4 A	2.1 V	4.5 nC	TO-220 real 2pin	18 A	0.3 μA	80 pF	43 W	-
IDH03SG60C	active and preferred	CoolSiC™ G3	600 V	3 A	2.1 V	3.2 nC	TO-220 real 2pin	11.5 A	0.23 μA	60 pF	38 W	-
<b>TO-247</b>												
IDW40G120C5B	active and preferred	CoolSiC™ G5	1200 V	40 A	1.4 V	202 nC	TO-247	290 A	23 μA	2592 pF	402 W	0.3 K/W
IDW30G120C5B	active and preferred	CoolSiC™ G5	1200 V	30 A	1.4 V	154 nC	TO-247	240 A	17 μA	1980 pF	332 W	0.35 K/W
IDW20G120C5B	active and preferred	CoolSiC™ G5	1200 V	20 A	1.4 V	106 nC	TO-247	190 A	12 μA	1368 pF	250 W	0.45 K/W
IDW15G120C5B	active and preferred	CoolSiC™ G5	1200 V	15 A	1.4 V	82 nC	TO-247	170 A	8 μA	1050 pF	200 W	0.6 K/W
IDW10G120C5B	active and preferred	CoolSiC™ G5	1200 V	10 A	1.4 V	57 nC	TO-247	140 A	6 μA	730 pF	148 W	0.8 K/W
IDW40G65C5	active and preferred	CoolSiC™ G5	650 V	40 A	1.5 V	55 nC	TO-247	182 A	2.2 μA	1140 pF	183 W	0.6 K/W
IDW30G65C5	active and preferred	CoolSiC™ G5	650 V	30 A	1.5 V	42 nC	TO-247	165 A	1.6 μA	860 pF	150 W	0.8 K/W
IDW40G65C5B	active and preferred	CoolSiC™ G5	650 V	20 A	1.5 V	29 nC	TO-247	103 A	1.1 μA	590 pF	112 W	1 K/W
IDW20G65C5	active and preferred	CoolSiC™ G5	650 V	20 A	1.5 V	29 nC	TO-247	103 A	1.1 μA	590 pF	112 W	1 K/W
IDW32G65C5B	active and preferred	CoolSiC™ G5	650 V	16 A	1.5 V	23 nC	TO-247	95 A	0.8 μA	470 pF	188 W	1.2 K/W
IDW16G65C5	active and preferred	CoolSiC™ G5	650 V	16 A	1.5 V	23 nC	TO-247	95 A	0.8 μA	470 pF	94 W	1.2 K/W
IDW24G65C5B	active and preferred	CoolSiC™ G5	650 V	12 A	1.5 V	18 nC	TO-247	71 A	0.6 μA	360 pF	152 W	1.5 K/W
IDW12G65C5	active and preferred	CoolSiC™ G5	650 V	12 A	1.5 V	18 nC	TO-247	71 A	0.6 μA	360 pF	76 W	1.5 K/W
IDW20G65C5B	active and preferred	CoolSiC™ G5	650 V	10 A	1.5 V	15 nC	TO-247	58 A	0.5 μA	300 pF	130 W	1.8 K/W
IDW10G65C5	active and preferred	CoolSiC™ G5	650 V	10 A	1.5 V	15 nC	TO-247	58 A	0.5 μA	300 pF	65 W	1.8 K/W

# CoolSiC™ Hybrid Modules

Product	Product Status	Voltage Class [V]	Configuration	$I_{C(nom)}/I_{F(nom)}$ [A]	Technology	Housing	$V_{CE(sat)}$ Tvj=25°C typ [V]	$V_F$ Tvj=25°C typ [V]	Dimensions length [mm]	Dimensions width [mm]	Features
<b>650 V</b>											
FS3L50R07W2H3F_B11	active and preferred	650 V	3-level	50 A	IGBT HighSpeed 3	EasyPACK™ 2B	1.45 V	1.6 V	56.7 mm	48 mm	Full-bridge, PressFIT
FS3L30R07W2H3F_B11	active and preferred	650 V	3-level	30 A	IGBT HighSpeed 3	EasyPACK™ 2B	1.5 V	1.6 V	56.7 mm	48 mm	Full-bridge, PressFIT
DF100R07W1H5FP_B53	active and preferred	650 V	Booster with NTC	100 A	TRENCHSTOP™ 5	EasyPACK™ 1B	1.35 V	1.6 V	48 mm	33.8 mm	SiC Schottky diode, PressFIT
DF100R07W1H5FP_B54	active and preferred	650 V	Booster with NTC	100 A	TRENCHSTOP™ 5	EasyPACK™ 1B	1.35 V	1.6 V	48 mm	33.8 mm	SiC Schottky diode, PressFIT
F4-75R07W2H3_B51	active and preferred	650 V	Fourpack	75 A	IGBT High Speed 3	EasyPACK™ 2B	1.35 V	1.45 V	56.7 mm	48 mm	PressFIT
F4-3L50R07W2H3F_B11	active and preferred	650 V	Fourpack	50 A	IGBT3 - E3	EasyPACK™ 2B	1.45 V	1.6 V	56.7 mm	48 mm	PressFIT
<b>1200 V</b>											
DF200R12W1H3F_B11	active and preferred	1200 V	Booster with NTC	200 A	IGBT HighSpeed 3	EasyPACK™ 1B	1.3 V	1.6 V	48 mm	33.8 mm	PressFIT
DF160R12W2H3F_B11	active and preferred	1200 V	Booster with NTC	160 A	IGBT HighSpeed 3	EasyPACK™ 2B	1.55 V	1.6 V	56.7 mm	48 mm	PressFIT
DF80R12W2H3F_B11	active and preferred	1200 V	Booster with NTC	80 A	IGBT HighSpeed 3	EasyPACK™ 2B	1.55 V	1.6 V	56.7 mm	48 mm	PressFIT
DF75R12W1H4F_B11	active and preferred	1200 V	Chopper	75 A	IGBT HighSpeed 2	EasyPACK™ 1B	2.1 V	1.6 V	48 mm	33.8 mm	PressFIT









IPMs & Digital Motor Controller

# Intelligent power modules

**Infineon offers a variety of semiconductors in different packages and different voltage- and current classes. These IPMs are separated in CIPOS™ Nano, CIPOS™ Micro and CIPOS™ Mini families.**

The CIPOS™ IPMs are families of highly integrated, compact power modules designed to drive motors in applications ranging from home appliances, fans, pumps to general purpose drives.

These energy-efficient intelligent power modules integrate the latest power semiconductor and control ICs technology leveraging Infineon's advanced IGBTs, MOSFETs, next-generation Gate Driver ICs and state-of-the-art thermo-mechanical technology. The modules improve system performance and energy efficiency by delivering increased power density, enhanced system ruggedness and reliability.

A broad selection of modules is offered to enable optimum PCB design, size and system costs. This simplifies the motor drive design, improves reliabilities and lowers component counts while significantly reducing time to market.

# Intelligent power modules (IPMs)

Product	OPN	Product Status	Package name	Green	Halogen-free	Product Group	Voltage Class [V]	Rated Current [A]	Built in NTC	Configuration	$P_{mot}$ 10kHz [W]	$R_{DS(on)}$ 25C max [ $\Omega$ ]
IFCM10P60GD	IFCM10P60GDXXKMA1	active and preferred	PG-MDIP-24	yes	yes	CIPOS™ Mini	600 V	10 A	yes	PFC Integrated	-	-
IFCM10S60GD	IFCM10S60GDXXKMA1	active and preferred	PG-MDIP-24	yes	yes	CIPOS™ Mini	600 V	10 A	yes	PFC Integrated	-	-
IFCM15P60GD	IFCM15P60GDXXKMA1	active and preferred	PG-MDIP-24	yes	yes	CIPOS™ Mini	600 V	15 A	yes	PFC Integrated	-	-
IFCM15S60GD	IFCM15S60GDXXKMA1	active and preferred	PG-MDIP-24	yes	yes	CIPOS™ Mini	600 V	15 A	yes	PFC Integrated	-	-
IFCM20T65GD	IFCM20T65GDXXKMA1	active and preferred	PG-MDIP-24	yes	yes	CIPOS™ Mini	650 V	20 A	yes	2 Phase Interleaved PFC	-	-
IFCM20U65GD	IFCM20U65GDXXKMA1	active and preferred	PG-MDIP-24	yes	yes	CIPOS™ Mini	650 V	20 A	yes	3 Phase Interleaved PFC	-	-
IFCM30T65GD	IFCM30T65GDXXKMA1	active and preferred	PG-MDIP-24	yes	yes	CIPOS™ Mini	650 V	30 A	yes	2 Phase Interleaved PFC	-	-
IFCM30U65GD	IFCM30U65GDXXKMA1	active and preferred	PG-MDIP-24	yes	yes	CIPOS™ Mini	650 V	30 A	yes	3 Phase Interleaved PFC	-	-
IGCM04F60GA	IGCM04F60GAXKMA1	active and preferred	PG-MDIP-24	yes	yes	CIPOS™ Mini	600 V	4 A	yes	3 Phase Open Emitter	600 W	-
IGCM04F60HA	IGCM04F60HAXKMA1	active and preferred	PG-MDIP-24	yes	yes	CIPOS™ Mini	600 V	4 A	no	3 Phase Open Emitter	600 W	-
IGCM04G60GA	IGCM04G60GAXKMA1	active and preferred	PG-MDIP-24	yes	yes	CIPOS™ Mini	600 V	4 A	yes	3 Phase Common Emitter	600 W	-
IGCM04G60HA	IGCM04G60HAXKMA1	active and preferred	PG-MDIP-24	yes	yes	CIPOS™ Mini	600 V	4 A	no	3 Phase Common Emitter	600 W	-
IGCM06F60GA	IGCM06F60GAXKMA1	active and preferred	PG-MDIP-24	yes	yes	CIPOS™ Mini	600 V	6 A	yes	3 Phase Open Emitter	800 W	-
IGCM06F60HA	IGCM06F60HAXKMA1	active and preferred	PG-MDIP-24	yes	yes	CIPOS™ Mini	600 V	6 A	no	3 Phase Open Emitter	800 W	-
IGCM06G60GA	IGCM06G60GAXKMA1	active and preferred	PG-MDIP-24	yes	yes	CIPOS™ Mini	600 V	6 A	yes	3 Phase Common Emitter	800 W	-
IGCM06G60HA	IGCM06G60HAXKMA1	active and preferred	PG-MDIP-24	yes	yes	CIPOS™ Mini	600 V	6 A	no	3 Phase Common Emitter	800 W	-
IGCM10F60GA	IGCM10F60GAXKMA1	active and preferred	PG-MDIP-24	yes	yes	CIPOS™ Mini	600 V	10 A	yes	3 Phase Open Emitter	1000 W	-
IGCM10F60HA	IGCM10F60HAXKMA1	active and preferred	PG-MDIP-24	yes	yes	CIPOS™ Mini	600 V	10 A	no	3 Phase Open Emitter	1000 W	-
IGCM15F60GA	IGCM15F60GAXKMA1	active and preferred	PG-MDIP-24	yes	yes	CIPOS™ Mini	600 V	15 A	yes	3 Phase Open Emitter	1200 W	-
IGCM15F60HA	IGCM15F60HAXKMA1	active and preferred	PG-MDIP-24	yes	yes	CIPOS™ Mini	600 V	15 A	no	3 Phase Open Emitter	1200 W	-
IGCM20F60GA	IGCM20F60GAXKMA1	active and preferred	PG-MDIP-24	yes	yes	CIPOS™ Mini	600 V	20 A	yes	3 Phase Open Emitter	1600 W	-
IGCM20F60HA	IGCM20F60HAXKMA1	active and preferred	PG-MDIP-24	yes	yes	CIPOS™ Mini	600 V	20 A	no	3 Phase Open Emitter	1600 W	-
IKCM10H60GA	IKCM10H60GAXKMA1	active and preferred	PG-MDIP-24	yes	yes	CIPOS™ Mini	600 V	10 A	yes	3 Phase Open Emitter	1000 W	-
IKCM10H60HA	IKCM10H60HAXKMA1	active and preferred	PG-MDIP-24	yes	yes	CIPOS™ Mini	600 V	10 A	no	3 Phase Open Emitter	1000 W	-
IKCM10L60GA	IKCM10L60GAXKMA1	active and preferred	PG-MDIP-24	yes	yes	CIPOS™ Mini	600 V	10 A	yes	3 Phase Open Emitter	1200 W	-
IKCM10L60HA	IKCM10L60HAXKMA1	active and preferred	PG-MDIP-24	yes	yes	CIPOS™ Mini	600 V	10 A	no	3 Phase Open Emitter	1200 W	-
IKCM15F60GA	IKCM15F60GAXKMA1	active and preferred	PG-MDIP-24	yes	yes	CIPOS™ Mini	600 V	15 A	yes	3 Phase Open Emitter	1600 W	-
IKCM15F60HA	IKCM15F60HAXKMA1	active and preferred	PG-MDIP-24	yes	yes	CIPOS™ Mini	600 V	15 A	no	3 Phase Open Emitter	1600 W	-

Product	OPN	Product Status	Package name	Green	Halogen-free	Product Group	Voltage Class [V]	Rated Current [A]	Built in NTC	Configuration	P <sub>mot</sub> 10kHz [W]	R <sub>DS(on)</sub> 25C max [Ω]
IKCM15H60GA	IKCM15H60GAXKMA2	active and preferred	PG-MDIP-24	yes	yes	CIPOST™ Mini	600 V	15 A	yes	3 Phase Open Emitter	1200 W	-
IKCM15H60HA	IKCM15H60HAXKMA1	active and preferred	PG-MDIP-24	yes	yes	CIPOST™ Mini	600 V	15 A	no	3 Phase Open Emitter	1200 W	-
IKCM15L60GA	IKCM15L60GAXKMA1	active and preferred	PG-MDIP-24	yes	yes	CIPOST™ Mini	600 V	15 A	yes	3 Phase Open Emitter	1600 W	-
IKCM15L60GD	IKCM15L60GDXXKMA1	active and preferred	PG-MDIP-24	yes	yes	CIPOST™ Mini	600 V	15 A	yes	3 Phase Open Emitter	2200 W	-
IKCM15L60HA	IKCM15L60HAXKMA1	active and preferred	PG-MDIP-24	yes	yes	CIPOST™ Mini	600 V	15 A	no	3 Phase Open Emitter	1600 W	-
IKCM15L60HD	IKCM15L60HDXXKMA1	active and preferred	PG-MDIP-24	yes	yes	CIPOST™ Mini	600 V	15 A	no	3 Phase Open Emitter	2200 W	-
IKCM15R60GD	IKCM15R60GDXXKMA1	active and preferred	PG-MDIP-24	yes	yes	CIPOST™ Mini	600 V	15 A	yes	2 Phase Switched Reluctance Drives	2200 W	-
IKCM20L60GA	IKCM20L60GAXKMA1	active and preferred	PG-MDIP-24	yes	yes	CIPOST™ Mini	600 V	20 A	yes	3 Phase Open Emitter	1800 W	-
IKCM20L60GD	IKCM20L60GDXXKMA1	active and preferred	PG-MDIP-24	yes	yes	CIPOST™ Mini	600 V	20 A	yes	3 Phase Open Emitter	2400 W	-
IKCM20L60HA	IKCM20L60HAXKMA1	active and preferred	PG-MDIP-24	yes	yes	CIPOST™ Mini	600 V	20 A	no	3 Phase Open Emitter	1800 W	-
IKCM20L60HD	IKCM20L60HDXXKMA1	active and preferred	PG-MDIP-24	yes	yes	CIPOST™ Mini	600 V	20 A	no	3 Phase Open Emitter	2400 W	-
IKCM20R60GD	IKCM20R60GDXXKMA1	active and preferred	PG-MDIP-24	yes	yes	CIPOST™ Mini	600 V	20 A	yes	2 Phase Switched Reluctance Drives	2400 W	-
IKCM30F60GA	IKCM30F60GAXKMA1	active and preferred	PG-MDIP-24	yes	yes	CIPOST™ Mini	600 V	30 A	yes	3 Phase Open Emitter	2000 W	-
IKCM30F60GD	IKCM30F60GDXXKMA1	active and preferred	PG-MDIP-24	yes	yes	CIPOST™ Mini	600 V	30 A	yes	3 Phase Open Emitter	2600 W	-
IKCM30F60HA	IKCM30F60HAXKMA1	active and preferred	PG-MDIP-24	yes	yes	CIPOST™ Mini	600 V	30 A	no	3 Phase Open Emitter	2000 W	-
IKCM30F60HD	IKCM30F60HDXXKMA1	active and preferred	PG-MDIP-24	yes	yes	CIPOST™ Mini	600 V	30 A	no	3 Phase Open Emitter	2600 W	-
IRSM005-301MH	IRSM005-301MH	active and preferred	QFN 7X8 27L	yes	yes	CIPOST™ Nano	100 V	-	no	Half-Bridge	165 W	0.02 Ω
IRSM005-800MH	IRSM005-800MH	active and preferred	QFN 7X8 27L	yes	yes	CIPOST™ Nano	40 V	-	no	Half-Bridge	165 W	0.005 Ω
IRSM505-015DA	IRSM505-015DA	active and preferred	DIP23	yes	no	CIPOST™ Micro	500 V	-	yes	3 Phase Open Source	50 W	6 Ω
IRSM505-015PA	IRSM505-015PA	active and preferred	SOP23	yes	no	CIPOST™ Micro	500 V	-	yes	3 Phase Open Source	50 W	6 Ω
IRSM505-024DA	IRSM505-024DA	active and preferred	DIP23	yes	no	CIPOST™ Micro	250 V	-	yes	3 Phase Open Source	40 W	2.2 Ω
IRSM505-024PA	IRSM505-024PA	active and preferred	SOP23	yes	no	CIPOST™ Micro	250 V	-	yes	3 Phase Open Source	40 W	2.2 Ω
IRSM505-025DA	IRSM505-025DA	active and preferred	DIP23	yes	no	CIPOST™ Micro	500 V	-	yes	3 Phase Open Source	60 W	4 Ω
IRSM505-025PA	IRSM505-025PA	active and preferred	SOP23	yes	no	CIPOST™ Micro	500 V	-	yes	3 Phase Open Source	60 W	4 Ω
IRSM505-035DA	IRSM505-035DA	active and preferred	DIP23	yes	no	CIPOST™ Micro	500 V	-	yes	3 Phase Open Source	75 W	2.2 Ω
IRSM505-035PA	IRSM505-035PA	active and preferred	SOP23	yes	no	CIPOST™ Micro	500 V	-	yes	3 Phase Open Source	75 W	2.2 Ω
IRSM505-044DA	IRSM505-044DA	active and preferred	DIP23	yes	no	CIPOST™ Micro	250 V	-	yes	3 Phase Open Source	65 W	1.05 Ω
IRSM505-044PA	IRSM505-044PA	active and preferred	SOP23	yes	no	CIPOST™ Micro	250 V	-	yes	3 Phase Open Source	65 W	1.05 Ω

# Intelligent power modules (IPMs)


Product	OPN	Product Status	Package name	Green	Halogen-free	Product Group	Voltage Class [V]	Rated Current [A]	Built in NTC	Configuration	P <sub>mot</sub> 10kHz [W]	R <sub>DS(on)</sub> 25C max [Ω]
IRSM505-055DA	IRSM505-055DA2	active and preferred	DIP23	yes	no	CIPOS™ Micro	500 V	-	yes	3 Phase Open Source	85 W	1.7 Ω
IRSM505-055PA	IRSM505-055PA	active and preferred	SOP23	yes	no	CIPOS™ Micro	500 V	-	yes	3 Phase Open Source	85 W	1.7 Ω
IRSM505-065DA	IRSM505-065DA2	active and preferred	DIP23	yes	no	CIPOS™ Micro	500 V	-	yes	3 Phase Open Source	85 W	1.3 Ω
IRSM505-065PA	IRSM505-065PA	active and preferred	SOP23	yes	no	CIPOS™ Micro	500 V	-	yes	3 Phase Open Source	85 W	1.3 Ω
IRSM505-084DA	IRSM505-084DA2	active and preferred	DIP23	yes	no	CIPOS™ Micro	250 V	-	yes	3 Phase Open Source	95 W	0.45 Ω
IRSM505-084PA	IRSM505-084PA	active and preferred	SOP23	yes	no	CIPOS™ Micro	250 V	-	yes	3 Phase Open Source	95 W	0.45 Ω
IRSM506-076DA	IRSM506-076DA	active and preferred	DIP23	yes	no	CIPOS™ Micro	600 V	4 A	yes	3 Phase Open Source	105 W	-
IRSM506-076PA	IRSM506-076PA	active and preferred	SOP23	yes	no	CIPOS™ Micro	600 V	4 A	yes	3 Phase Open Source	105 W	-
IRSM515-015DA	IRSM515-015DA	active and preferred	DIP23	yes	no	CIPOS™ Micro	500 V	-	no	3 Phase Open Source	50 W	6 Ω
IRSM515-015PA	IRSM515-015PA	active and preferred	SOP23	yes	no	CIPOS™ Micro	500 V	-	no	3 Phase Open Source	50 W	6 Ω
IRSM515-024DA	IRSM515-024DA2	active and preferred	DIP23	yes	no	CIPOS™ Micro	250 V	-	no	3 Phase Open Source	40 W	2.2 Ω
IRSM515-024PA	IRSM515-024PA	active and preferred	SOP23	yes	no	CIPOS™ Micro	250 V	-	no	3 Phase Open Source	40 W	2.2 Ω
IRSM515-025DA	IRSM515-025DA	active and preferred	DIP23	yes	no	CIPOS™ Micro	500 V	-	no	3 Phase Open Source	60 W	4 Ω
IRSM515-025PA	IRSM515-025PA	active and preferred	SOP23	yes	no	CIPOS™ Micro	500 V	-	no	3 Phase Open Source	60 W	4 Ω
IRSM515-035DA	IRSM515-035DA	active and preferred	DIP23	yes	no	CIPOS™ Micro	500 V	-	no	3 Phase Open Source	75 W	2.2 Ω
IRSM515-035PA	IRSM515-035PA	active and preferred	SOP23	yes	no	CIPOS™ Micro	500 V	-	no	3 Phase Open Source	75 W	2.2 Ω
IRSM515-044DA	IRSM515-044DA	active and preferred	DIP23	yes	no	CIPOS™ Micro	250 V	-	no	3 Phase Open Source	65 W	1.05 Ω
IRSM515-044PA	IRSM515-044PA	active and preferred	SOP23	yes	no	CIPOS™ Micro	250 V	-	no	3 Phase Open Source	65 W	1.05 Ω
IRSM515-055DA	IRSM515-055DA	active and preferred	DIP23	yes	no	CIPOS™ Micro	500 V	-	no	3 Phase Open Source	85 W	1.7 Ω
IRSM515-055PA	IRSM515-055PA	active and preferred	SOP23	yes	no	CIPOS™ Micro	500 V	-	no	3 Phase Open Source	85 W	1.7 Ω
IRSM515-065DA	IRSM515-065DA2	active and preferred	DIP23	yes	no	CIPOS™ Micro	500 V	-	no	3 Phase Open Source	85 W	1.3 Ω
IRSM515-065PA	IRSM515-065PA	active and preferred	SOP23	yes	no	CIPOS™ Micro	500 V	-	no	3 Phase Open Source	85 W	1.3 Ω
IRSM515-084DA	IRSM515-084DA	active and preferred	DIP23	yes	no	CIPOS™ Micro	250 V	-	no	3 Phase Open Source	95 W	0.45 Ω
IRSM515-084PA	IRSM515-084PA	active and preferred	SOP23	yes	no	CIPOS™ Micro	250 V	-	no	3 Phase Open Source	95 W	0.45 Ω
IRSM516-076DA	IRSM516-076DA	active and preferred	DIP23	yes	no	CIPOS™ Micro	600 V	4 A	no	3 Phase Open Source	105 W	-
IRSM516-076PA	IRSM516-076PA	active and preferred	SOP23	yes	no	CIPOS™ Micro	600 V	4 A	no	3 Phase Open Source	105 W	-
IRSM807-045MH	IRSM807-045MHTR	active and preferred	QFN 9X8 31L	yes	yes	CIPOS™ Nano	500 V	-	no	Half-Bridge	130 W	1.7 Ω
IRSM807-105MH	IRSM807-105MHTR	active and preferred	QFN 8X9 31L	yes	yes	CIPOS™ Nano	500 V	-	no	Half-Bridge	205 W	0.8 Ω

Product	OPN	Product Status	Package name	Green	Halogen-free	Product Group	Voltage Class [V]	Rated Current [A]	Built in NTC	Configuration	$P_{mot}$ 10kHz [W]	$R_{DS(on)}$ 25C max [Ω]
IRSM808-105MH	IRSM808-105MH	active and preferred	QFN 8X9 31L	yes	yes	CIPOS™ Nano	500 V	-	no	Half-Bridge	205 W	0.8 Ω
IRSM808-204MH	IRSM808-204MHTR	active and preferred	QFN 9X8 31L	yes	yes	CIPOS™ Nano	250 V	-	no	Half-Bridge	205 W	0.15 Ω
IRSM836-015MA	IRSM836-015MA	active and preferred	QFN 12X12 36L	yes	yes	CIPOS™ Nano	500 V	-	no	3 Phase Open Source	50 W	6 Ω
IRSM836-024MA	IRSM836-024MATR	active and preferred	QFN 12X12 36L	yes	yes	CIPOS™ Nano	250 V	-	no	3 Phase Open Source	40 W	2.2 Ω
IRSM836-025MA	IRSM836-025MATR	active and preferred	QFN 12X12 36L	yes	yes	CIPOS™ Nano	500 V	-	no	3 Phase Open Source	55 W	4 Ω
IRSM836-035MA	IRSM836-035MA	active and preferred	QFN 12X12 36L	yes	yes	CIPOS™ Nano	500 V	-	no	3 Phase Common Source	70 W	2.2 Ω
IRSM836-035MB	IRSM836-035MB	active and preferred	QFN 12X12 27L	yes	yes	CIPOS™ Nano	500 V	-	no	3 Phase Common Source	70 W	2.2 Ω
IRSM836-044MA	IRSM836-044MATR	active and preferred	QFN 12X12 36L	yes	yes	CIPOS™ Nano	250 V	-	no	3 Phase Open Source	60 W	1.05 Ω
IRSM836-045MA	IRSM836-045MA	active and preferred	QFN 12X12 37L	yes	yes	CIPOS™ Nano	500 V	-	no	3 Phase Open Source	80 W	1.7 Ω
IRSM836-084MA	IRSM836-084MA	active and preferred	QFN 12X12 36L	yes	yes	CIPOS™ Nano	250 V	-	no	3 Phase Open Source	85 W	0.45 Ω

# Digital Motor Controller (iMOTION™)

Product	Product Status	Moisture Sensitivity Level	Package	Integration Level	Control Option	Description	Type of Memory
IMC102T-F064	active and preferred	3	PG-LQFP-64-26	MCE	1 motor + PFC	MCE 2.0 with scripting, boost / totem pole PFC	Flash
IMC101T-Q048	active and preferred	3	PG-VQFN-48-73	MCE	1 motor	MCE 2.0 with scripting, smallest footprint	Flash
IMC101T-F064	active and preferred	3	PG-LQFP-64-26	MCE	1 motor	MCE 2.0 with scripting, high pin count	Flash
IMC101T-T038	active and preferred	3	PG-TSSOP-38-9	MCE	1 motor	MCE 2.0 with scripting, lowest cost package	Flash
IRMCF171	active and preferred	3	LQFP48	MCE+MCU	1 motor	small package	Flash
IRMCF183M	active and preferred	2	QFN32	MCE+MCU	1 motor	smallest package	Flash
IRMCK099M	active and preferred	2	QFN32	MCE	1 motor	MCE stand-alone	OTP
IRMCF188	active and preferred	3	LQFP64	MCE+MCU	1 motor + PFC	Dedicated PFC PWM for digital PFC control	Flash
IRDM983-025MB	active and preferred	3	Power-QFN 12x12 mm <sup>2</sup>	SmartIPM	1 motor	for three phase PMSM fan two hall sensors 500V / 2A	ROM
IRMCF343	active	3	QFP64	MCE+MCU	1 motor + PFC	Dedicated PFC PWM for digital PFC control, external EEPROM required	RAM
IRMCK171	active	3	LQFP48	MCE+MCU	1 motor	small package	OTP
IRMCF311	active	3	QFP64	MCE+MCU	2 motor + PFC	Dual motor control plus digital PFC control, external EEPROM required	RAM
IRMCK341	active	3	QFP64	MCE+MCU	1 motor	Supports incremental encoder with Hall	OTP
IRMCK343	active	3	QFP64	MCE+MCU	1 motor + PFC	Dedicated PFC PWM for digital PFC control	OTP
IRMCK311	active	3	QFP64	MCE+MCU	2 motor + PFC	Dual motor control plus digital PFC control	OTP
IRMCK371	active	3	LQFP48	MCE+MCU	1 motor	small package	OTP
IRDM982-035MB	active	3	Power-QFN 12x12 mm <sup>2</sup>	SmartIPM	1 motor	for three phase PMSM fan three hall sensors 500V / 3A	ROM
IRMCF143	active	3	LQFP64	MCE+MCU	1 motor, Servo	Supports incremental encoder with Hall	Flash
IRMCF341	active	3	QFP64	MCE+MCU	1 motor	Supports incremental encoder with Hall, external EEPROM required	RAM
IRMCF371	active	3	LQFP48	MCE+MCU	1 motor	small package, external EEPROM required	RAM









## Gate Driver ICs

# Gate Driver ICs

Leveraging the application expertise and advanced technologies of Infineon and International Rectifier, the gate driver ICs are well suited for many application such as automotive, major home appliances, industrial motor drives, solar inverters, UPS, switched-mode power supplies, and high-voltage lighting.

Infineon offers a comprehensive portfolio with a variety of configurations, voltage classes, isolation levels, protection features, and package options. These flexible gate driver ICs are complementary to Infineon IGBTs, silicon and silicon carbide MOSFETs (e.g. CoolMOS™ and CoolSiC™), or as part of integrated power modules. Every switch needs a driver.

# High Side Gate Driver ICs

Product	Product status	Voltage Class [V]	Isolation type	Output Current Sink typ. [A]	Output Current Source typ. [A]	Configuration	Input Vcc Max [V]	Input UVLO On typ. [V]	Input UVLO Off typ. [V]	Propagation Delay Turn On typ. [ns]	Propagation Delay Turn Off typ. [ns]	Package
1ED020112-B2	active and preferred	1200	Basic Isolation	2	2	High Side (Single)	5.5	4.1	3.8	170	165	PG-DSO-16
1ED020112-BT	active and preferred	1200	Basic Isolation	2	2	High Side (Single)	5.5	4.1	3.8	1750	1750	PG-DSO-16
1ED020112-F2	active and preferred	1200	Galvanic Isolation	2	2	High Side (Single)	5.5	4.1	3.8	170	165	PG-DSO-16
1ED020112-FT	active and preferred	1200	Galvanic Isolation	2	2	High Side (Single)	5.5	4.1	3.8	1750	1750	PG-DSO-16
1EDC0512AH	active and preferred	1200	Galvanic Isolation	0.9	1.3	High Side (Single)	17	2.85	2.75	300	300	PG-DSO-8-59
1EDC1012MH	active and preferred	1200	Galvanic Isolation	2.3	2.2	High Side (Single)	17	2.85	2.75	300	300	PG-DSO-8
1EDC20H12AH	active and preferred	1200	Galvanic Isolation	3.5	4	High Side (Single)	17	2.85	2.75	120	125	PG-DSO-8
1EDC20I12AH	active and preferred	1200	Galvanic Isolation	3.5	4	High Side (Single)	17	2.85	2.75	300	300	PG-DSO-8
1EDC20I12MH	active and preferred	1200	Galvanic Isolation	4.1	4.4	High Side (Single)	17	2.85	2.75	300	300	PG-DSO-8
1EDC30I12MH	active and preferred	1200	Galvanic Isolation	6.2	5.9	High Side (Single)	17	2.85	2.75	300	300	PG-DSO-8
1EDC40I12AH	active and preferred	1200	Galvanic Isolation	6.8	7.5	High Side (Single)	17	2.85	2.75	300	300	PG-DSO-8
1EDC60H12AH	active and preferred	1200	Galvanic Isolation	9.4	10	High Side (Single)	17	2.85	2.75	120	125	PG-DSO-8
1EDC60I12AH	active and preferred	1200	Galvanic Isolation	9.4	10	High Side (Single)	17	2.85	2.75	300	300	PG-DSO-8
1EDI05I12AF	active and preferred	1200	Galvanic Isolation	0.9	1.3	High Side (Single)	17	2.85	2.75	300	300	PG-DSO-8
1EDI05I12AH	active and preferred	1200	Galvanic Isolation	0.9	1.3	High Side (Single)	17	2.85	2.75	300	300	PG-DSO-8
1EDI10I12MF	active and preferred	1200	Galvanic Isolation	2.3	2.2	High Side (Single)	17	2.85	2.75	300	300	PG-DSO-8
1EDI10I12MH	active and preferred	1200	Galvanic Isolation	2.3	2.2	High Side (Single)	17	2.85	2.75	300	300	PG-DSO-8
1EDI20H12AH	active and preferred	1200	Galvanic Isolation	3.5	4	High Side (Single)	17	2.85	2.75	120	125	PG-DSO-8
1EDI20I12AF	active and preferred	1200	Galvanic Isolation	3.5	4	High Side (Single)	17	2.85	2.75	300	300	PG-DSO-8
1EDI20I12AH	active and preferred	1200	Galvanic Isolation	3.5	4	High Side (Single)	17	2.85	2.75	300	300	PG-DSO-8
1EDI20I12MF	active and preferred	1200	Galvanic Isolation	4.1	4.4	High Side (Single)	17	2.85	2.75	300	300	PG-DSO-8
1EDI20I12MH	active and preferred	1200	Galvanic Isolation	4.1	4.4	High Side (Single)	17	2.85	2.75	300	300	PG-DSO-8
1EDI20N12AF	active and preferred	1200	Galvanic Isolation	3.5	4	High Side (Single)	17	2.85	2.75	115	120	PG-DSO-8
1EDI30I12MF	active and preferred	1200	Galvanic Isolation	6.2	5.9	High Side (Single)	17	2.85	2.75	300	300	PG-DSO-8
1EDI30I12MH	active and preferred	1200	Galvanic Isolation	6.2	5.9	High Side (Single)	17	2.85	2.75	300	300	PG-DSO-8
1EDI30J12CP	active and preferred	1200	Galvanic Isolation	4	4	High Side (Single)	17.5	-	-	80	80	PG-DSO-19
1EDI40I12AF	active and preferred	1200	Galvanic Isolation	6.8	7.5	High Side (Single)	17	2.85	2.75	300	300	PG-DSO-8
1EDI40I12AH	active and preferred	1200	Galvanic Isolation	6.8	7.5	High Side (Single)	17	2.85	2.75	300	300	PG-DSO-8
1EDI60H12AH	active and preferred	1200	Galvanic Isolation	9.4	10	High Side (Single)	17	2.85	2.75	120	125	PG-DSO-8
1EDI60I12AF	active and preferred	1200	Galvanic Isolation	9.4	10	High Side (Single)	17	2.85	2.75	300	300	PG-DSO-8

Product	Product status	Voltage Class [V]	Isolation type	Output Current Sink typ. [A]	Output Current Source typ. [A]	Configuration	Input Vcc Max [V]	Input UVLO On typ. [V]	Input UVLO Off typ. [V]	Propagation Delay Turn On typ. [ns]	Propagation Delay Turn Off typ. [ns]	Package
1EDI60I12AH	active and preferred	1200	Galvanic Isolation	9.4	10	High Side (Single)	17	2.85	2.75	300	300	PG-DSO-8
1EDI60N12AF	active and preferred	1200	Galvanic Isolation	9.4	10	High Side (Single)	17	2.85	2.75	120	125	PG-DSO-8
IR2117	active	600	Functional levelshift	0.5	0.25	High Side (Single)	20	8.6	8.2	125	105	PDIP8
IR2117S	active	600	Functional levelshift	0.5	0.25	High Side (Single)	20	8.6	8.2	125	105	SOIC 8N
IR2118	active	600	Functional levelshift	0.5	0.25	High Side (Single)	20	8.6	8.2	125	105	PDIP8
IR2118S	active	600	Functional levelshift	0.5	0.25	High Side (Single)	20	8.6	8.2	125	105	SOIC 8N
IR2127	active	600	Functional levelshift	0.5	0.25	High Side (Single)	20	-	-	200	150	PDIP8
IR21271	active	600	Functional levelshift	0.5	0.25	High Side (Single)	20	-	-	200	150	PDIP8
IR21271S	active	600	Functional levelshift	0.5	0.25	High Side (Single)	20	-	-	200	150	SOIC 8N
IR2127S	active	600	Functional levelshift	0.5	0.25	High Side (Single)	20	-	-	200	150	SOIC 8N
IR2128	active	600	Functional levelshift	0.5	0.25	High Side (Single)	20	-	-	200	150	PDIP8
IR2128S	active	600	Functional levelshift	0.5	0.25	High Side (Single)	20	-	-	200	150	SOIC 8N
IRS2117	active and preferred	600	Functional levelshift	0.6	0.29	High Side (Single)	20	8.6	8.2	125	105	PDIP8
IRS2117S	active and preferred	600	Functional levelshift	0.6	0.29	High Side (Single)	20	8.6	8.2	125	105	SOIC 8N
IRS2118	active and preferred	600	Functional levelshift	0.6	0.29	High Side (Single)	20	8.6	8.2	125	105	PDIP8
IRS2118S	active and preferred	600	Functional levelshift	0.6	0.29	High Side (Single)	20	8.6	8.2	125	105	SOIC 8N
IRS2127	active and preferred	600	Functional levelshift	0.6	0.29	High Side (Single)	20	-	-	150	150	PDIP8
IRS21271	active and preferred	600	Functional levelshift	0.6	0.29	High Side (Single)	20	-	-	150	150	PDIP8
IRS21271S	active and preferred	600	Functional levelshift	0.6	0.29	High Side (Single)	20	-	-	150	150	SOIC 8N
IRS2127S	active and preferred	600	Functional levelshift	0.6	0.29	High Side (Single)	20	-	-	150	150	SOIC 8N
IRS25752L	active and preferred	600	Functional levelshift	0.24	0.16	High Side (Single)	18	9	8	140	215	SOT23
IR2125	active and preferred	500	Functional levelshift	3.3	1.6	High Side (Single)	18	8.9	8	170	200	PDIP8
IR2125S	active and preferred	500	Functional levelshift	3.3	1.6	High Side (Single)	18	8.9	8	170	200	SOIC 16W
IRS20752L	active and preferred	200	Functional levelshift	0.24	0.16	High Side (Single)	18	9	8	140	215	SOT23
IRS10752L	active and preferred	100	Functional levelshift	0.24	0.16	High Side (Single)	18	9	8	140	215	SOT23
2ED020I12-F2	active and preferred	1200	Galvanic Isolation	2	2	High Side (Dual)	5.5	4.1	3.8	170	165	PG-DSO-36

# Low Side Gate Driver ICs

Product	Product status	Voltage Class [V]	Isolation type	Output Current Sink typ. [A]	Output Current Source typ. [A]	Configuration	Input Vcc Max [V]	Input UVLO On typ. [V]	Input UVLO Off typ. [V]	Propagation Delay Turn On typ. [ns]	Propagation Delay Turn Off typ. [ns]	Package
IR44252L	active and preferred	25	Non-Isolated	0.55	0.3	Low Side (Single)	18	-	-	50	50	SOT23
IR44272L	active and preferred	25	Non-Isolated	1.5	1.7	Low Side (Single)	18	-	-	50	50	SOT23
IR44273L	active and preferred	25	Non-Isolated	1.5	1.7	Low Side (Single)	18	-	-	50	50	SOT23
IRS44273L	active and preferred	25	Non-Isolated	1.5	1.5	Low Side (Single)	20	10.2	9.2	50	50	SOT23
IR2121	active and preferred	5	Non-Isolated	3.3	1.6	Low Side (Single)	18	8.9	8	150	200	PDIP8
IR25600	active	25	Non-Isolated	3.3	2.3	Low Side (Dual)	20	-	-	85	65	PDIP8
IR25600S	active	25	Non-Isolated	3.3	2.3	Low Side (Dual)	20	-	-	85	65	SOIC 8N
IR4426	active	25	Non-Isolated	3.3	2.3	Low Side (Dual)	20	-	-	85	65	PDIP8
IR4426S	active	25	Non-Isolated	3.3	2.3	Low Side (Dual)	20	-	-	85	65	SOIC 8N
IR4427	active	25	Non-Isolated	3.3	2.3	Low Side (Dual)	20	-	-	85	65	PDIP8
IR4427S	active	25	Non-Isolated	3.3	2.3	Low Side (Dual)	20	-	-	85	65	SOIC 8N
IRS44262S	active and preferred	25	Non-Isolated	3.3	2.3	Low Side (Dual)	20	10.2	9.2	50	50	SOIC 8N
IRS4426S	active and preferred	25	Non-Isolated	3.3	2.3	Low Side (Dual)	20	-	-	50	50	SOIC 8N
IRS4427	active and preferred	25	Non-Isolated	3.3	2.3	Low Side (Dual)	20	-	-	50	50	PDIP8
IRS4427S	active and preferred	25	Non-Isolated	3.3	2.3	Low Side (Dual)	20	-	-	50	50	SOIC 8N
IRS4428S	active	25	Non-Isolated	3.3	2.3	Low Side (Dual)	20	-	-	50	50	SOIC 8N

# High and Low Side Gate Driver ICs

Product	Product status	Voltage Class [V]	Isolation type	Output Current Sink typ. [A]	Output Current Source typ. [A]	Configuration	Input Vcc Max [V]	Input UVLO On typ. [V]	Input UVLO Off typ. [V]	Propagation Delay Turn On typ. [ns]	Propagation Delay Turn Off typ. [ns]	Package
IR2213	active and preferred	1200	Functional levelshift	2.5	2	High-side and low-side	20	10.2	9.3	280	225	PDIP14
IR2213S	active and preferred	1200	Functional levelshift	2.5	2	High-side and low-side	20	10.2	9.3	280	225	SOIC 16W
IR7106S	active and preferred	700	Functional levelshift	0.35	0.22	High-side and low-side	20	8.9	8.2	220	200	SOIC 8N
2EDL05I06BF	active and preferred	600	Functional levelshift	0.7	0.36	High-side and low-side	17.5	12.5	11.6	420	400	PG-DSO-8
IR2101	active	600	Functional levelshift	0.36	0.21	High-side and low-side	20	8.9	8.2	160	150	PDIP8
IR2101S	active	600	Functional levelshift	0.36	0.21	High-side and low-side	20	8.9	8.2	160	150	SOIC 8N
IR2102	active and preferred	600	Functional levelshift	0.36	0.21	High-side and low-side	20	8.9	8.2	160	150	PDIP8
IR2102S	active and preferred	600	Functional levelshift	0.36	0.21	High-side and low-side	20	8.9	8.2	160	150	SOIC 8N
IR2106	active	600	Functional levelshift	0.35	0.2	High-side and low-side	20	8.9	8.2	220	200	PDIP8
IR21064	active	600	Functional levelshift	0.35	0.2	High-side and low-side	20	8.9	8.2	220	200	PDIP14
IR21064S	active	600	Functional levelshift	0.35	0.2	High-side and low-side	20	8.9	8.2	220	200	SOIC 14N
IR2106S	active	600	Functional levelshift	0.35	0.2	High-side and low-side	20	8.9	8.2	220	200	SOIC 8N
IR2112	active	600	Functional levelshift	0.5	0.25	High-side and low-side	20	8.6	8.2	125	105	PDIP14
IR2112S	active	600	Functional levelshift	0.5	0.25	High-side and low-side	20	8.6	8.2	125	105	SOIC 16W
IR2113	active	600	Functional levelshift	2.5	2.5	High-side and low-side	20	8.5	8.2	120	94	PDIP14
IR2113S	active	600	Functional levelshift	2.5	2.5	High-side and low-side	20	8.5	8.2	120	94	SOIC 16W
IR2181	active	600	Functional levelshift	2.3	1.9	High-side and low-side	20	8.9	8.2	180	220	PDIP8
IR21814	active	600	Functional levelshift	2.3	1.9	High-side and low-side	20	8.9	8.2	180	220	PDIP14
IR21814S	active	600	Functional levelshift	2.3	1.9	High-side and low-side	20	8.9	8.2	180	220	SOIC 14N
IR2181S	active	600	Functional levelshift	2.3	1.9	High-side and low-side	20	8.9	8.2	180	220	SOIC 8N
IR2301	active	600	Functional levelshift	0.35	0.2	High-side and low-side	20	4.1	3.8	220	200	PDIP8
IR2301S	active	600	Functional levelshift	0.35	0.2	High-side and low-side	20	4.1	3.8	220	200	SOIC 8N
IR25604S	active	600	Functional levelshift	0.35	0.2	High-side and low-side	20	8.9	8.2	220	200	SOIC 8N
IR25607S	active	600	Functional levelshift	2.5	2.5	High-side and low-side	20	8.5	8.2	120	94	SOIC 16W
IRS2101	active and preferred	600	Functional levelshift	0.6	0.29	High-side and low-side	20	8.9	8.2	160	150	PDIP8
IRS2101S	active and preferred	600	Functional levelshift	0.6	0.29	High-side and low-side	20	8.9	8.2	160	150	SOIC 8N
IRS2106	active and preferred	600	Functional levelshift	0.6	0.29	High-side and low-side	20	8.9	8.2	220	200	PDIP8
IRS21064	active and preferred	600	Functional levelshift	0.6	0.29	High-side and low-side	20	8.9	8.2	220	200	PDIP14
IRS21064S	active and preferred	600	Functional levelshift	0.6	0.29	High-side and low-side	20	8.9	8.2	220	200	SOIC 14N
IRS2106S	active and preferred	600	Functional levelshift	0.6	0.29	High-side and low-side	20	8.9	8.2	220	200	SOIC 8N

# High and Low Side Gate Driver ICs

Product	Product status	Voltage Class [V]	Isolation type	Output Current Sink typ. [A]	Output Current Source typ. [A]	Configuration	Input Vcc Max [V]	Input UVLO On typ. [V]	Input UVLO Off typ. [V]	Propagation Delay Turn On typ. [ns]	Propagation Delay Turn Off typ. [ns]	Package
IRS2112	active and preferred	600	Functional levelshift	0.6	0.29	High-side and low-side	20	8.6	8.2	135	130	PDIP14
IRS2112S	active and preferred	600	Functional levelshift	0.6	0.29	High-side and low-side	20	8.6	8.2	135	130	SOIC 16W
IRS2113	active and preferred	600	Functional levelshift	2.5	2.5	High-side and low-side	20	8.5	8.2	130	120	PDIP14
IRS2113M	active and preferred	600	Functional levelshift	2.5	2.5	High-side and low-side	20	8.5	8.2	130	120	MLPQ 4X4 14L
IRS2113S	active and preferred	600	Functional levelshift	2.5	2.5	High-side and low-side	20	8.5	8.2	130	120	SOIC 16W
IRS2181	active and preferred	600	Functional levelshift	2.3	1.9	High-side and low-side	20	8.9	8.2	180	220	PDIP8
IRS21814	active and preferred	600	Functional levelshift	2.3	1.9	High-side and low-side	20	8.9	8.2	180	220	PDIP14
IRS21814M	active and preferred	600	Functional levelshift	2.3	1.9	High-side and low-side	20	8.9	8.2	180	220	MLPQ 4X4 14L
IRS21814S	active and preferred	600	Functional levelshift	2.3	1.9	High-side and low-side	20	8.9	8.2	180	220	SOIC 14N
IRS2181S	active and preferred	600	Functional levelshift	2.3	1.9	High-side and low-side	20	8.9	8.2	180	220	SOIC 8N
IRS2186	active and preferred	600	Functional levelshift	4	4	High-side and low-side	20	8.9	8.2	170	170	PDIP8
IRS21864	active and preferred	600	Functional levelshift	4	4	High-side and low-side	20	8.9	8.2	170	170	PDIP14
IRS21864S	active and preferred	600	Functional levelshift	4	4	High-side and low-side	20	8.9	8.2	170	170	SOIC 14N
IRS21867S	active and preferred	600	Functional levelshift	4	4	High-side and low-side	20	6	5.5	170	170	SOIC 8N
IRS2186S	active and preferred	600	Functional levelshift	4	4	High-side and low-side	20	8.9	8.2	170	170	SOIC 8N
IRS2301S	active and preferred	600	Functional levelshift	0.35	0.2	High-side and low-side	20	4.1	3.8	220	200	SOIC 8N
IR2110	active	500	Functional levelshift	2.5	2.5	High-side and low-side	20	8.5	8.2	120	94	PDIP14
IR2110S	active	500	Functional levelshift	2.5	2.5	High-side and low-side	20	8.5	8.2	120	94	SOIC 16W
IRS2110	active and preferred	500	Functional levelshift	2.5	2.5	High-side and low-side	20	8.5	8.2	130	120	PDIP14
IRS2110S	active and preferred	500	Functional levelshift	2.5	2.5	High-side and low-side	20	8.5	8.2	130	120	SOIC 16W
IR2010	active and preferred	200	Functional levelshift	3	3	High-side and low-side	20	8.6	8.2	95	65	PDIP14
IR2010S	active and preferred	200	Functional levelshift	3	3	High-side and low-side	20	8.6	8.2	95	65	SOIC 16W
IR2011	active	200	Functional levelshift	1	1	High-side and low-side	20	9	8.2	80	75	PDIP8
IR2011S	active	200	Functional levelshift	1	1	High-side and low-side	20	9	8.2	80	75	SOIC 8N
IRS2005M	active and preferred	200	Functional levelshift	0.6	0.29	High-side and low-side	20	8.9	8.2	160	150	MLPQ 4X4 14L
IRS2005S	active and preferred	200	Functional levelshift	0.6	0.29	High-side and low-side	20	8.9	8.2	160	150	SOIC 8N
IRS2011	active and preferred	200	Functional levelshift	1	1	High-side and low-side	20	9	8.2	60	60	PDIP8
IRS2011S	active and preferred	200	Functional levelshift	1	1	High-side and low-side	20	9	8.2	60	60	SOIC 8N

# Half Bridge Gate Driver ICs

Product	Product status	Voltage Class [V]	Isolation type	Output Current Sink typ. [A]	Output Current Source typ. [A]	Configuration	Input Vcc Max [V]	Input UVLO On typ. [V]	Input UVLO Off typ. [V]	Propagation Delay Turn On typ. [ns]	Propagation Delay Turn Off typ. [ns]	Package
2ED020112-FI	active and preferred	1200	Galvanic Isolation	2.5	1.5	Half bridge	18	12	11	85	85	PG-DSO-18
IR2214SS	active and preferred	1200	Functional levelshift	3	2	Half bridge	20	10.2	9.3	440	440	SSOP24
IR7184S	active and preferred	700	Functional levelshift	2.3	1.9	Half bridge	20	8.9	8.2	680	270	SOIC 8N
IR7304S	active and preferred	700	Functional levelshift	0.169	0.078	Half bridge	20	8.9	8.2	220	220	SOIC 8N
2ED020106-FI	active and preferred	650	Galvanic Isolation	2.5	1.5	Half bridge	18	12	11	85	85	PG-DSO-18
2EDL05I06PF	active and preferred	600	Functional levelshift	0.7	0.36	Half bridge	17.5	12.5	11.6	420	400	PG-DSO-8
2EDL05I06PJ	active and preferred	600	Functional levelshift	0.7	0.36	Half bridge	17.5	12.5	11.6	420	400	PG-DSO-14
2EDL05N06PF	active and preferred	600	Functional levelshift	0.7	0.36	Half bridge	17.5	9.1	8.3	310	300	PG-DSO-8
2EDL05N06PJ	active and preferred	600	Functional levelshift	0.7	0.36	Half bridge	17.5	9.1	8.3	310	300	PG-DSO-14
2EDL23I06PJ	active and preferred	600	Functional levelshift	2.8	2.3	Half bridge	17.5	12.5	11.6	420	400	PG-DSO-14
2EDL23N06PJ	active and preferred	600	Functional levelshift	2.8	2.3	Half bridge	17.5	9.1	8.3	310	300	PG-DSO-14
IR2103	active	600	Functional levelshift	0.36	0.21	Half bridge	20	8.9	8.2	680	150	PDIP8
IR2103S	active	600	Functional levelshift	0.36	0.21	Half bridge	20	8.9	8.2	680	150	SOIC 8N
IR2104	active	600	Functional levelshift	0.36	0.21	Half bridge	20	8.9	8.2	680	150	PDIP8
IR2104S	active	600	Functional levelshift	0.36	0.21	Half bridge	20	8.9	8.2	680	150	SOIC 8N
IR2108	active	600	Functional levelshift	0.35	0.2	Half bridge	20	8.9	8.2	220	200	PDIP8
IR21084	active	600	Functional levelshift	0.35	0.2	Half bridge	20	8.9	8.2	220	200	PDIP14
IR21084S	active	600	Functional levelshift	0.35	0.2	Half bridge	20	8.9	8.2	220	200	SOIC 14N
IR2108S	active	600	Functional levelshift	0.35	0.2	Half bridge	20	8.9	8.2	220	200	SOIC 8N
IR2109	active	600	Functional levelshift	0.35	0.2	Half bridge	20	8.9	8.2	750	200	PDIP8
IR21091	active	600	Functional levelshift	0.35	0.2	Half bridge	20	8.9	8.2	750	200	PDIP8
IR21091S	active	600	Functional levelshift	0.35	0.2	Half bridge	20	8.9	8.2	750	200	SOIC 8N
IR21094	active	600	Functional levelshift	0.35	0.2	Half bridge	20	8.9	8.2	750	200	PDIP14
IR21094S	active	600	Functional levelshift	0.35	0.2	Half bridge	20	8.9	8.2	750	200	SOIC 14N
IR2109S	active	600	Functional levelshift	0.35	0.2	Half bridge	20	8.9	8.2	750	200	SOIC 8N
IR2111	active	600	Functional levelshift	0.5	0.25	Half bridge	20	8.6	8.2	750	150	PDIP8
IR2111S	active	600	Functional levelshift	0.5	0.25	Half bridge	20	8.6	8.2	750	150	SOIC 8N
IR2114SS	active and preferred	600	Functional levelshift	3	2	Half bridge	20	10.2	9.3	440	440	SSOP24
IR21531	active and preferred	600	Functional levelshift	0.26	0.18	Half bridge	15.6	9	8	-	-	PDIP8
IR21531D	active and preferred	600	Functional levelshift	0.26	0.18	Half bridge	15.6	9	8	-	-	PDIP8

# Half Bridge Gate Driver ICs

Product	Product status	Voltage Class [V]	Isolation type	Output Current Sink typ. [A]	Output Current Source typ. [A]	Configuration	Input Vcc Max [V]	Input UVLO On typ. [V]	Input UVLO Off typ. [V]	Propagation Delay Turn On typ. [ns]	Propagation Delay Turn Off typ. [ns]	Package
IR21531S	Active and preferred	600	Functional levelshift	0.26	0.18	Half bridge	15.6	9	8	-	-	SOIC 8N
IR2183	active	600	Functional levelshift	2.3	1.9	Half bridge	20	8.9	8.2	180	220	PDIP8
IR21834	active	600	Functional levelshift	2.3	1.9	Half bridge	20	8.9	8.2	180	220	PDIP14
IR21834S	active	600	Functional levelshift	2.3	1.9	Half bridge	20	8.9	8.2	180	220	SOIC 14N
IR2183S	active	600	Functional levelshift	2.3	1.9	Half bridge	20	8.9	8.2	180	220	SOIC 8N
IR2184	active	600	Functional levelshift	2.3	1.9	Half bridge	20	8.9	8.2	680	270	PDIP8
IR21844	active	600	Functional levelshift	2.3	1.9	Half bridge	20	8.9	8.2	680	270	PDIP14
IR21844S	active	600	Functional levelshift	2.3	1.9	Half bridge	20	8.9	8.2	680	270	SOIC 14N
IR2184S	active	600	Functional levelshift	2.3	1.9	Half bridge	20	8.9	8.2	680	270	SOIC 8N
IR2302	active	600	Functional levelshift	0.35	0.2	Half bridge	20	4.1	3.8	750	200	PDIP8
IR2302S	active	600	Functional levelshift	0.35	0.2	Half bridge	20	4.1	3.8	750	200	SOIC 8N
IR2304	active	600	Functional levelshift	0.169	0.078	Half bridge	20	8.9	8.2	220	220	PDIP8
IR2304S	active	600	Functional levelshift	0.169	0.078	Half bridge	20	8.9	8.2	220	220	SOIC 8N
IR2308	active	600	Functional levelshift	0.35	0.2	Half bridge	20	8.9	8.2	220	200	PDIP8
IR2308S	active	600	Functional levelshift	0.35	0.2	Half bridge	20	8.9	8.2	220	200	SOIC 8N
IR25601S	active	600	Functional levelshift	0.169	0.078	Half bridge	20	8.9	8.2	220	220	SOIC 8N
IR25602S	active	600	Functional levelshift	0.36	0.21	Half bridge	20	8.9	8.2	680	150	SOIC 8N
IR25603	active	600	Functional levelshift	0.26	0.18	Half bridge	15.6	9	8	-	-	PDIP8
IR25603S	active	600	Functional levelshift	0.26	0.18	Half bridge	15.6	9	8	-	-	SOIC 8N
IR25606S	active	600	Functional levelshift	0.35	0.2	Half bridge	20	8.9	8.2	220	200	SOIC 8N
IRS2103	active and preferred	600	Functional levelshift	0.6	0.29	Half bridge	20	8.9	8.2	680	150	PDIP8
IRS2103S	active and preferred	600	Functional levelshift	0.6	0.29	Half bridge	20	8.9	8.2	680	150	SOIC 8N
IRS2104	active and preferred	600	Functional levelshift	0.6	0.29	Half bridge	20	8.9	8.2	680	150	PDIP8
IRS2104S	active and preferred	600	Functional levelshift	0.6	0.29	Half bridge	20	8.9	8.2	680	150	SOIC 8N
IRS2108	active and preferred	600	Functional levelshift	0.6	0.29	Half bridge	20	8.9	8.2	220	200	PDIP8
IRS21084	active and preferred	600	Functional levelshift	0.6	0.29	Half bridge	20	8.9	8.2	220	200	PDIP14
IRS21084S	active and preferred	600	Functional levelshift	0.6	0.29	Half bridge	20	8.9	8.2	220	200	SOIC 14N
IRS2108S	active and preferred	600	Functional levelshift	0.6	0.29	Half bridge	20	8.9	8.2	220	200	SOIC 8N
IRS2109	active and preferred	600	Functional levelshift	0.6	0.29	Half bridge	20	8.9	8.2	750	200	PDIP8
IRS21091	active and preferred	600	Functional levelshift	0.6	0.29	Half bridge	20	8.9	8.2	750	200	PDIP8



Product	Product status	Voltage Class [V]	Isolation type	Output Current Sink typ. [A]	Output Current Source typ. [A]	Configuration	Input Vcc Max [V]	Input UVLO On typ. [V]	Input UVLO Off typ. [V]	Propagation Delay Turn On typ. [ns]	Propagation Delay Turn Off typ. [ns]	Package
IRS21091S	active and preferred	600	Functional levelshift	0.6	0.29	Half bridge	20	8.9	8.2	750	200	SOIC 8N
IRS21094	active and preferred	600	Functional levelshift	0.6	0.29	Half bridge	20	8.9	8.2	750	200	PDIP14
IRS21094S	active and preferred	600	Functional levelshift	0.6	0.29	Half bridge	20	8.9	8.2	750	200	SOIC 14N
IRS2109S	active and preferred	600	Functional levelshift	0.6	0.29	Half bridge	20	8.9	8.2	750	200	SOIC 8N
IRS2111	active and preferred	600	Functional levelshift	0.6	0.29	Half bridge	20	8.6	8.2	750	150	PDIP8
IRS2111S	active and preferred	600	Functional levelshift	0.6	0.29	Half bridge	20	8.6	8.2	750	150	SOIC 8N
IRS21531D	active and preferred	600	Functional levelshift	0.26	0.18	Half bridge	15.4	11	9	-	-	PDIP8
IRS21531DS	active and preferred	600	Functional levelshift	0.26	0.18	Half bridge	15.4	11	9	-	-	SOIC 8N
IRS2153D	active and preferred	600	Functional levelshift	0.26	0.18	Half bridge	15.4	11	9	-	-	PDIP8
IRS2153DS	active and preferred	600	Functional levelshift	0.26	0.18	Half bridge	15.4	11	9	-	-	SOIC 8N
IRS2183	active and preferred	600	Functional levelshift	2.3	1.9	Half bridge	20	8.9	8.2	180	220	PDIP8
IRS21834	active and preferred	600	Functional levelshift	2.3	1.9	Half bridge	20	8.9	8.2	180	220	PDIP14
IRS21834S	active and preferred	600	Functional levelshift	2.3	1.9	Half bridge	20	8.9	8.2	180	220	SOIC 14N
IRS2183S	active and preferred	600	Functional levelshift	2.3	1.9	Half bridge	20	8.9	8.2	180	220	SOIC 8N
IRS2184	active and preferred	600	Functional levelshift	2.3	1.9	Half bridge	20	8.9	8.2	680	270	PDIP8
IRS21844	active and preferred	600	Functional levelshift	2.3	1.9	Half bridge	20	8.9	8.2	680	270	PDIP14
IRS21844M	active and preferred	600	Functional levelshift	2.3	1.9	Half bridge	20	8.9	8.2	680	270	MLPQ 4X4 14L
IRS21844S	active and preferred	600	Functional levelshift	2.3	1.9	Half bridge	20	8.9	8.2	680	270	SOIC 14N
IRS2184S	active and preferred	600	Functional levelshift	2.3	1.9	Half bridge	20	8.9	8.2	680	270	SOIC 8N
IRS2302S	active	600	Functional levelshift	0.35	0.2	Half bridge	20	4.1	3.8	650	200	SOIC 8N
IRS2304	active and preferred	600	Functional levelshift	0.6	0.29	Half bridge	20	8.9	8.2	150	150	PDIP8
IRS2304S	active and preferred	600	Functional levelshift	0.6	0.29	Half bridge	20	8.9	8.2	150	150	SOIC 8N
IRS2308	active and preferred	600	Functional levelshift	0.6	0.29	Half bridge	20	8.9	8.2	220	200	PDIP8
IRS2308S	active and preferred	600	Functional levelshift	0.6	0.29	Half bridge	20	8.9	8.2	220	200	SOIC 8N
IRS2890DS	active and preferred	600	Functional levelshift	0.48	0.22	Half bridge	20	8.9	7.7	500	500	SOIC 14N
IRS2003	active	200	Functional levelshift	0.6	0.29	Half bridge	20	8.9	8.2	680	150	PDIP8
IRS2003S	active	200	Functional levelshift	0.6	0.29	Half bridge	20	8.9	8.2	680	150	SOIC 8N
IRS2004	active	200	Functional levelshift	0.6	0.29	Half bridge	20	8.9	8.2	680	150	PDIP8
IRS2004S	active	200	Functional levelshift	0.6	0.29	Half bridge	20	8.9	8.2	680	150	SOIC 8N
IRS2008S	active and preferred	200	Functional levelshift	0.6	0.29	Half bridge	20	8.9	8.2	680	150	SOIC 8N
IRS2007S	active and preferred	100	Functional levelshift	6	0.29	Half bridge	20	8.9	8.2	160	150	SOIC 8N

# Three Phase Gate Driver ICs

Product	Product status	Voltage Class [V]	Isolation type	Output Current Sink typ. [A]	Output Current Source typ. [A]	Configuration	Input Vcc Max [V]	Input UVLO On typ. [V]	Input UVLO Off typ. [V]	Propagation Delay Turn On typ. [ns]	Propagation Delay Turn Off typ. [ns]	Package
IR2238Q	active and preferred	1200	Functional levelshift	0.54	0.35	Three phase and single low side	20	11.2	10.2	550	550	MQFP-64L
IR2233	active and preferred	1200	Functional levelshift	0.5	0.25	Three Phase	20	8.6	8.2	750	700	PDIP28
IR2233J	active and preferred	1200	Functional levelshift	0.5	0.25	Three Phase	20	8.6	8.2	750	700	PLCC44
IR2233S	active and preferred	1200	Functional levelshift	0.5	0.25	Three Phase	20	8.6	8.2	750	700	SOIC 28W
IR2235	active and preferred	1200	Functional levelshift	0.5	0.25	Three Phase	20	10.4	9.4	750	700	PDIP28
IR2235J	active and preferred	1200	Functional levelshift	0.5	0.25	Three Phase	20	10.4	9.4	750	700	PLCC44
IR2235S	active and preferred	1200	Functional levelshift	0.5	0.25	Three Phase	20	10.4	9.4	750	700	SOIC 28W
6ED003L06-C2	active and preferred	600	Functional levelshift	0.38	0.17	Three Phase	17.5	11.7	9.8	530	490	Chip
6ED003L06-F2	active and preferred	600	Functional levelshift	0.375	0.165	Three Phase	17.5	11.7	9.8	530	490	PG-DSO-28
6EDL04I06NC	active and preferred	600	Functional levelshift	0.375	0.17	Three Phase	17.5	11.7	9.8	530	490	Chip
6EDL04I06NT	active and preferred	600	Functional levelshift	0.375	0.165	Three Phase	17.5	11.7	9.8	530	490	PG-DSO-28
6EDL04I06PT	active and preferred	600	Functional levelshift	0.375	0.165	Three Phase	17.5	11.7	9.8	530	490	PG-DSO-28
6EDL04N06PC	active and preferred	600	Functional levelshift	0.375	0.17	Three Phase	17.5	9	8.1	530	530	Chip
6EDL04N06PT	active and preferred	600	Functional levelshift	0.375	0.165	Three Phase	17.5	9	8.1	530	530	PG-DSO-28
IR2130	active	600	Functional levelshift	0.5	0.25	Three Phase	20	9	8.7	675	425	PDIP28
IR2130J	active	600	Functional levelshift	0.5	0.25	Three Phase	20	9	8.7	675	425	PLCC44
IR2130S	active	600	Functional levelshift	0.5	0.25	Three Phase	20	9	8.7	675	425	SOIC 28W
IR2131	active	600	Functional levelshift	0.5	0.25	Three Phase	20	8.7	8.3	1300	600	PDIP28
IR2131J	active	600	Functional levelshift	0.5	0.25	Three Phase	20	8.7	8.3	1300	600	PLCC44
IR2131S	active	600	Functional levelshift	0.5	0.25	Three Phase	20	8.7	8.3	1300	600	SOIC 28W
IR2132	active	600	Functional levelshift	0.5	0.25	Three Phase	20	9	8.7	675	425	PDIP28
IR2132J	active	600	Functional levelshift	0.5	0.25	Three Phase	20	9	8.7	675	425	PLCC44
IR2132S	active	600	Functional levelshift	0.5	0.25	Three Phase	20	9	8.7	675	425	SOIC 28W
IR2133	active and preferred	600	Functional levelshift	0.5	0.25	Three Phase	20	8.6	8.2	750	700	PDIP28
IR2133J	active and preferred	600	Functional levelshift	0.5	0.25	Three Phase	20	8.6	8.2	750	700	PLCC44
IR2133S	active and preferred	600	Functional levelshift	0.5	0.25	Three Phase	20	8.6	8.2	750	700	SOIC 28W
IR2135J	active and preferred	600	Functional levelshift	0.5	0.25	Three Phase	20	10.4	9.4	750	700	PLCC44
IR2135S	active and preferred	600	Functional levelshift	0.5	0.25	Three Phase	20	10.4	9.4	750	700	SOIC 28W

Product	Product status	Voltage Class [V]	Isolation type	Output Current Sink typ. [A]	Output Current Source typ. [A]	Configuration	Input Vcc Max [V]	Input UVLO On typ. [V]	Input UVLO Off typ. [V]	Propagation Delay Turn On typ. [ns]	Propagation Delay Turn Off typ. [ns]	Package
IR2136	active and preferred	600	Functional levelshift	0.35	0.2	Three Phase	20	8.9	8.2	425	400	PDIP28
IR21363J	active	600	Functional levelshift	0.35	0.2	Three Phase	20	11.1	10.9	425	400	PLCC44
IR21363S	active	600	Functional levelshift	0.35	0.2	Three Phase	20	11.1	10.9	425	400	SOIC 28W
IR21364S	active	600	Functional levelshift	0.35	0.2	Three Phase	20	10.4	9.4	500	530	SOIC 28W
IR21365S	active	600	Functional levelshift	0.35	0.2	Three Phase	20	11.1	10.9	425	400	SOIC 28W
IR21366J	active and preferred	600	Functional levelshift	0.35	0.2	Three Phase	20	11.1	10.9	425	400	PLCC44
IR21368S	active	600	Functional levelshift	0.35	0.2	Three Phase	20	8.9	8.2	425	400	SOIC 28W
IR2136J	active and preferred	600	Functional levelshift	0.35	0.2	Three Phase	20	8.9	8.2	425	400	PLCC44
IR2136S	active and preferred	600	Functional levelshift	0.35	0.2	Three Phase	20	8.9	8.2	425	400	SOIC 28W
IRS2334M	active	600	Functional levelshift	0.35	0.2	Three Phase	20	11.1	10.9	530	530	MLPQ 5X5 28L
IRS2334S	active	600	Functional levelshift	0.35	0.2	Three Phase	20	11.1	10.9	530	530	SOIC 20W
IRS23364DJ	active	600	Functional levelshift	0.35	0.2	Three Phase	20	11.1	10.9	530	530	PLCC44
IRS23364DS	active	600	Functional levelshift	0.35	0.2	Three Phase	20	11.1	10.9	530	530	SOIC 28W
IRS23365DM	active	600	Functional levelshift	0.35	0.2	Three Phase	20	8.9	8.2	530	530	MLPQ 7X7 34L
IRS2336DJ	active	600	Functional levelshift	0.35	0.2	Three Phase	20	8.9	8.2	530	530	PLCC44
IRS2336DM	active	600	Functional levelshift	0.35	0.2	Three Phase	20	8.9	8.2	530	530	MLPQ 7X7 34L
IRS2336DS	active	600	Functional levelshift	0.35	0.2	Three Phase	20	8.9	8.2	530	530	SOIC 28W
IRS2336S	active	600	Functional levelshift	0.35	0.2	Three Phase	20	8.9	8.2	530	530	SOIC 28W
6ED003L02-F2	active and preferred	200	Functional levelshift	0.375	0.165	Three Phase	17.5	11.7	9.8	530	490	PG-TSSOP-28
6EDL04N02PR	active and preferred	200	Functional levelshift	0.375	0.165	Three Phase	17.5	9	8.1	530	530	PG-TSSOP-28

# Gate Driver Support ICs

Product	Product status	Voltage Class [V]	Isolation type	Configuration	Input Vcc Max [V]	Channels	Package
IR22771S	active	1200	Functional levelshift	Current sense	20	1	16 Lead SOICWB
IR2277S	active	1200	Functional levelshift	Current sense	20	1	16 Lead SOICWB
IR2175	active	600	Functional levelshift	Current sense	20	1	8 Lead PDIP
IR2175S	active	600	Functional levelshift	Current sense	20	1	8 Lead SOIC
IR21771S	active	600	Functional levelshift	Current sense	20	1	16 Lead SOICWB
IR2177S	active	600	Functional levelshift	Current sense	20	1	16 Lead SOICWB
IR25750L	active and preferred	600	Functional levelshift	Current sense	-	1	5 Lead SOT23
IRS25751L	active and preferred	480	Functional levelshift	Start up	-	1	5 Lead SOT23

# Driver Boards

Product	Product status	Voltage Class [V]	Isolation type	Output Current Sink typ. [A]	Output Current Source typ. [A]	Configuration	Input Vcc Max [V]	Input UVLO On typ. [V]	Input UVLO Off typ. [V]	Propagation Delay Turn On typ. [ns]	Propagation Delay Turn Off typ. [ns]	Package
2ED300C17-S	active and preferred	1700	Reinforced Isolation	-	-	Half Bridge Driver Boards	16.5	10.9	-9.3	670	580	AG-EICE-45
2ED300C17-ST	active and preferred	1700	Reinforced Isolation	-	-	Half Bridge Driver Boards	16.5	10.9	-9.3	670	580	AG-EICE-45




## Stacks & Boards

# IGBT stacks and evaluation boards

Our reliable and highest quality stacks and assemblies offer optimized thermal management. These advanced systems provide design support and help to optimize system costs.

Set up laboratory experiments or a first prototype with Evaluation boards and Kits designed in several configurations to drive IGBT modules, discrete IGBTs and MOSFETs. Please find optimized solutions with tailormade transformers or high voltage gate driver ICs with either integrated coreless transformer or even SOI level shift technology.



# IGBT Stacks & IGBT Assemblies

Product	Product Status	Rated AC Current ( $A_{RMS}$ )	Rated AC Voltage ( $V_{RMS}$ )	Configuration	Cooling	Housing	Features	Implemented IGBT Modules	Rated $f_{SW}$ [kHz]
IFF2400P17LE4	active and preferred	1550.0	690.0	2-pack	Liquid cooled	MIPAQ™ Pro	Smart Protection	-	3.0
IFF2400P17AE4	active and preferred	650.0	690.0	2-pack	Air cooled	MIPAQ™ Pro	Smart Protection	-	3.0
6MS30017E43W34404	active	2050.0	690.0	6-pack	Liquid cooled	ModSTACK™ HD 3	incl. Capacitors	FF1000R17IE4	3.0
6MS30017E43W40372	active	1800.0	690.0	6-pack	Liquid cooled	ModSTACK™ HD 3	incl. Capacitors	FF1000R17IE4	3.0
6MS30017E43W38169	active	1800.0	690.0	6-pack	Liquid cooled	ModSTACK™ HD 3	incl. Capacitors	FF1000R17IE4	3.0
6MS20017E43W38170	active	1200.0	690.0	6-pack	Liquid cooled	ModSTACK™ HD 3	incl. Capacitors	FF1000R17IE4	3.0
6MS20017E43W37032	active	1200.0	690.0	6-pack	Liquid cooled	ModSTACK™ HD 3	incl. Capacitors	FF1000R17IE4	3.0
6MS24017P43W41646	active and preferred	1175.0	690.0	6-pack	Liquid cooled	ModSTACK™ 3	incl. Capacitors	FF1200R17KP4_B2	2.6
6MS24017P43W39872	active	1050.0	690.0	6-pack	Liquid cooled	ModSTACK™ 3	incl. Capacitors	FF1200R17KP4_B2	3.0
6MS24017P43W39873	active	1050.0	690.0	6-pack	Liquid cooled	ModSTACK™ 3	incl. Capacitors	FF1200R17KP4_B2	3.0
2PS13512E43W35222	active	900.0	400.0	2-pack	Liquid cooled	PrimeSTACK™ C3	-	FF450R12KE4	5.0
6MS16017P43W40382	active	880.0	690.0	6-pack	Liquid cooled	ModSTACK™ 3	incl. Capacitors	FF800R17KP4_B2	3.0
6MS16017P43W40383	active	880.0	690.0	6-pack	Liquid cooled	ModSTACK™ 3	incl. Capacitors	FF800R17KP4_B2	3.0
6MS24017E33W32860	active	800.0	690.0	6-pack	Air cooled	ModSTACK™ 3	incl. Capacitors	FF1200R17KE3_B2	2.5
6MS24017E33W32859	active	800.0	690.0	6-pack	Air cooled	ModSTACK™ 3	incl. Capacitors	FF1200R17KE3_B2	2.5
6PS18012E4FG38393	active	800.0	400.0	6-pack	Air cooled	PrimeSTACK™ CF / 3 x C4	incl. Capacitors	FF450R12KE4	3.0
2PS18012E44G40113	active and preferred	770.0	400.0	2-pack	Air cooled	PrimeSTACK™ C4	-	FF450R12KE4	3.0
2PS18012E44G38553	active and preferred	770.0	400.0	2-pack	Air cooled	PrimeSTACK™ C4	incl. Capacitors	FF450R12KE4	3.0
6MS10017E41W36460	active	600.0	690.0	6-pack	Liquid cooled	ModSTACK™ HD 1	incl. Capacitors	FF1000R17IE4	3.0
2PS12017E44G35911	active	460.0	690.0	2-pack	Air cooled	PrimeSTACK™ C4	incl. Capacitors	FF300R17KE4	3.0
6PS04512E43G37986	active	265.0	400.0	6-pack	Air cooled	PrimeSTACK™ C3	incl. Capacitors	FF450R12KE4	5.0
4PS03012S43G30699	active	183.0	400.0	4-pack	Air cooled	PrimeSTACK™ C3	-	FF300R12KS4	5.0



# Boards

Product	Product Status	Promotion of	Description
<b>Evalboards for CoolSiC™ devices</b>			
Eval-PS-E1BF12-SIC	on request	CoolSiC™ MOSFET Easy 1B halfbridge modules	Evaluation Board for the FF11MR12W1M1_B11 and FF23MR12W1M1_B11 CoolSiC™ MOSFET modules.
Eval-1EDC20H12AH-SIC	active	EiceDRIVER™ 1EDC20H12AH and CoolSiC™ MOSFET IZM120R045M1	Evaluation board developed to demonstrate the functionality and key features of the EiceDRIVER™ 1EDC20H12AH and CoolSiC™ MOSFET IZM120R045M1.
Eval-1EDI20H12AH-SIC	active	EiceDRIVER™ 1EDI20H12AH and CoolSiC™ MOSFET IZM120R045M1	Evaluation board developed to demonstrate the functionality and key features of the EiceDRIVER™ 1EDI20H12AH and CoolSiC™ MOSFET IZM120R045M1.
Eval-COOLSIC-MOSFET	active	CoolSiC™ MOSFET	Evaluation Board CoolSiC™ MOSFETs
<b>iMOTION™ Modular Application Design Kit</b>			
Eval-M1-05-65D	active and preferred	CIPOS™ Micro	This evaluation board is a complete power stage to drive 3-phase motor, powered by IRSM505-065DA2 CIPOS™ Micro
Eval-M1-05-84D	active and preferred	CIPOS™ Micro	This evaluation board is a complete power stage to drive 3-phase motor, powered by IRSM505-084DA2 CIPOS™ Micro
Eval-M1-05F310	active and preferred	IRSM005-310MH	This evaluation board is a complete power stage, powered by IRSM005-310MH. The board is purposed to drive 3-phase motors in low voltage domain. It is equipped with MADK™ M1 20 pin interface connector.
Eval-M1-05F804	active and preferred	IRSM005-800MH	This evaluation board is a complete power stage, powered by IRSM005-800MH. The board is purposed to drive 3-phase motors in low voltage domain. It is equipped with MADK™ M1 20 pin interface connector.
Eval-M1-36-45A	active and preferred	IRSM836-045MA CIPOS™ Nano	This evaluation board is a complete power stage to drive 3-phase motor, powered by IRSM836-045MA CIPOS™ Nano
Eval-M1-36-84A	active and preferred	IRSM836-045MA CIPOS™ Nano	This evaluation board is a complete power stage to drive 3-phase motor, powered by IRSM836-084MA CIPOS™ Nano
Eval-M1-CM610N3	active and preferred	IKCM10H60GA CIPOS™ Mini	The evaluation board is based on the IKCM10H60GA from Infineon with power ratings of 600V/10A. In combination with control-boards equipped with the M1 20pin interface connector, like EVAL-M1-1302 or EVAL-M1-099M
Eval-M1-183M	active and preferred	IRMCF183M iMOTION™ Motor Control IC and 8-bit 8051 MCU	Control Board for iMOTION™ Modular Application Design Kit (MADK) platform powered by IRMCF183M iMOTION™ Motor Control IC featuring advanced Motor Control Engine (MCE)
Eval-M1-099M-C	active and preferred	IRMCK099M iMOTION™ Motor Control IC	"iMOTION™ MADK control card
Eval-M1-1302	active and preferred	µC XMC 1302 ARM® Cortex® M0	High Performance Sensorless Motor Control Card
Eval-M1-1302_05-65D	active and preferred	IRSM505-065DA2 CIPOS™ Micro and XMC 1302	This Kit is a compact and flexible 3-phase motor drive system solution platform with control card and power stage, powered by IRSM505-065DA2 CIPOS™ Micro and XMC 1302
Eval-M1-1302_05-84D	active and preferred	IRSM505-084DA2 CIPOS™ Micro and XMC 1302	This Kits is a compact and flexible 3-phase motor drive system solution platform with control card and power stage, powered by IRSM505-084DA2 CIPOS™ Micro and XMC 1302
Eval-M1-1302_36-45A	active and preferred	IRSM836-045MA CIPOS™ Nano and XMC 1302	This Kits is a compact and flexible 3-phase motor drive system solution platform with control card and power stage, powered by IRSM836-045MA CIPOS™ Nano and XMC 1302.
Eval-M1-1302_36-84A	active and preferred	IRSM836-084MA CIPOS™ Nano and XMC 1302	This Kits is a compact and flexible 3-phase motor drive system solution platform with control card and power stage, powered by IRSM836-084MA CIPOS™ Nano and XMC 1302.
MCETOOLV2	active and preferred	IRMCK099, IRMCx100, IRMCx300	Isolated Debugger Tool for configuring, programming and debugging of all IRMCK099, IRMCx100 and IRMCx300 series iMOTION™ motor control Ics

# Boards

Product	Product Status	Promotion of	Description
<b>Evalboards for EiceDRIVER™ Driver Ics</b>			
EVAL-2ED020112-F2	active and preferred	EiceDRIVER™ Enhanced	Evaluation Board for 2ED020112-F2 EiceDRIVER™ Enhanced Driver ICs (600V/1200V)
EVAL-2EDL05I06PF	active and preferred	EiceDRIVER™ Compact	-
EVAL-1ED020112-BT	active and preferred	EiceDRIVER™ Enhanced	Evaluation Board for 1ED020112-BT EiceDRIVER™ Enhanced Driver ICs (1200V)
EVAL-6EDL04I06PT	active and preferred	EiceDRIVER™ Compact	Evaluation Board for 6EDL04I06PT EiceDRIVER™ Compact Driver ICs (600V)
EVAL-6EDL04N02PR	active and preferred	EiceDRIVER™ Compact	Evaluation Board for 6EDL04N02PR EiceDRIVER™ Compact Driver ICs (200V)
EVAL-1ED020112-B2	active and preferred	EiceDRIVER™ Enhanced	Evaluation Board for 1ED020112-B2 EiceDRIVER™ Enhanced Driver ICs (1200V)
EVAL-2EDL23I06PJ	active and preferred	EiceDRIVER™ Compact	Evaluation Board for 2EDL23I06PJ EiceDRIVER™ Compact Driver ICs (600V)
EVAL-2EDL23N06PJ	active and preferred	EiceDRIVER™ Compact	Evaluation Board for 2EDL23N06PJ EiceDRIVER™ Compact Driver ICs (600V)
EVAL-1EDS20I12SV	active and preferred	EiceDRIVER™ 1EDS20I12SV	Evaluation board offering a reliable platform for evaluation of the product features provided by the EiceDRIVER™ 1EDS20I12SV ("1EDS-SRC") in combination with EconoDUAL™3 modules.
EVAL-1EDI60I12AF	active and preferred	EiceDRIVER™ 1EDI60I12AF	Evaluation Board for 1EDI60I12AF 1200V single channel coreless transformer isolated gate driver ICs in half bridge configuration for MOS-transistors or IGBTs
IRUCS1	active	IR25750L	Adapter board designed for easy and fast in-circuit evaluation of our RDS(on) or VCE(on) current sensing IC, the IR25750L.
<b>Evalboards for IGBT Devices</b>			
EVAL-IGBT-650V-TO247-4	active and preferred	650 V IGBTs in TO-247 4pin package	Adaptable double pulse tester for IGBTs in TO-247 4pin package
EVAL-IGBT-1200V-247	active	1200 V IGBTs in TO-247 4pin package	Evaluation Board for 1200 V IGBTs in TO-247 4pin package
IRMDG62-1-D2	active	IRGS4610DPBF	Reference design power board designed to showcase our D2PAK IRGS4610DPBF IGBT in a motor drive application.
6ED100E12-F2	on request	EconoPACK™+	Evaluation Board for EconoPACK™+ Modules (1200V)
F3L030E07-F-W2	on request	EasyPACK 2B 3-level	Evaluation Board for EasyPACK 2B 3-level in NPC-Topology (650V)
7ED020E12-FI-W2	on request	EasyPIM™ 2B	Evaluation Board for EasyPIM™ 2B PressFIT Modules (1200V)
7ED020E12-FI-U1	on request	SmartPIM 1	Evaluation Board for SmartPIM 1 Modules (1200V)
2ED250E12-F	on request	PrimePACK™	Evaluation Driver Board for PrimePACK™ Modules (1200V)
F3L020E07-F-P	on request	EconoPACK™ 4 3-level	Evaluation Driver Board for EconoPACK™ 4 3-Level Modules in NPC1-Topology (650V)
F3L2020E07-F-P	on request	EconoPACK™ 4 3-level	Evaluation Driver Board for EconoPACK™ 4 3-Level Modules in NPC2-Topology (650V)
F3L2020E12-F-P_EVAL	on request	EconoPACK™ 4 3-level	Evaluation Driver Board for EconoPACK™ 4 3-Level Modules in NPC2-Topology (1200V)
2ED300E17-SFO	on request	EiceDRIVER™ Safe	Evaluation Board for 2ED300E17-S EiceDRIVER™ Safe Driver Boards (1700V)
2ED100E12-F2	on request	EconoDUAL™ 3	Evaluation Board for EconoDUAL™3 Modules (1200V)
MA070E12	on request	62mm Modules	Evaluation Adapter Board for 62mm Modules (1200V)
MA200E12	on request	EconoDUAL™ 3	Evaluation Adapter Board for EconoDUAL™3 Modules (1200V)
MA300E12	on request	PrimePACK™	Evaluation Adapter Board for PrimePACK™ Modules (1200V)

Product	Product Status	Promotion of	Description
<b>Evalboards for IGBT Devices</b>			
MA300E17	on request	PrimePACK™	Evaluation Adapter Board for PrimePACK™ Modules (1700V)
MA200E17	on request	EconoDUAL™ 3	Evaluation Adapter Board for EconoDUAL™3 Modules (1700V)
MA070E17	on request	62mm Modules	Evaluation Adapter Board for 62mm Modules (1700V)
MA3AE12	on request	MIPAQ™ base	Isolating amplifier for current measurement with MIPAQ™ base (1200V)
MA040E12	on request	MIPAQ™ serve	Isolated gate driver power supply and logic interface for MIPAQ™ serve (1200V)
MA400E17	on request	IHM (130mm x 140mm)	Evaluation Adapter Board for IHM IGBT Modules (1700V)
MA400E12	on request	IHM (130mm x 140mm)	Evaluation Adapter Board for IHM IGBT Modules (1200V)
MA401E17	on request	IHM (140mm x 190mm)	Evaluation Adapter Board for IHM IGBT Modules (1700V)
MA3L120E12_EVAL	on request	EconoPACK™ 4 3-level	Evaluation Board for EconoPACK™ 4 3-Level Modules in NPC2-Topology (1200V)
MA401E12	on request	IHM (140mm x 190mm)	Evaluation Adapter Board for IHM IGBT Modules (1200V)
MA3L080E07	on request	EconoPACK™ 4 3-level	Evaluation Adapter Board for EconoPACK™ 4 3-Level Modules in NPC1-Topology (650V)
MA3L120E07	on request	EconoPACK™ 4 3-level	Evaluation Adapter Board for EconoPACK™ 4 3-Level Modules in NPC2-Topology (650V)
<b>Evaluation Boards for intelligent power modules</b>			
IRMD836	active	IRSM836-024MA, IRSM836-044MA, IRSM836-025MA, IRSM836-035MA	Reference board including a three-phase module for motor drive application.
IRMD808	active	IRSM808-105MH, IRSM807-105MH	Reference board including three half-bridge modules for motor drive application.





Thyristor / diode discs

## High Power Thyristor / Diode discs

### **Innovative technology with lower losses leading to higher efficiency**

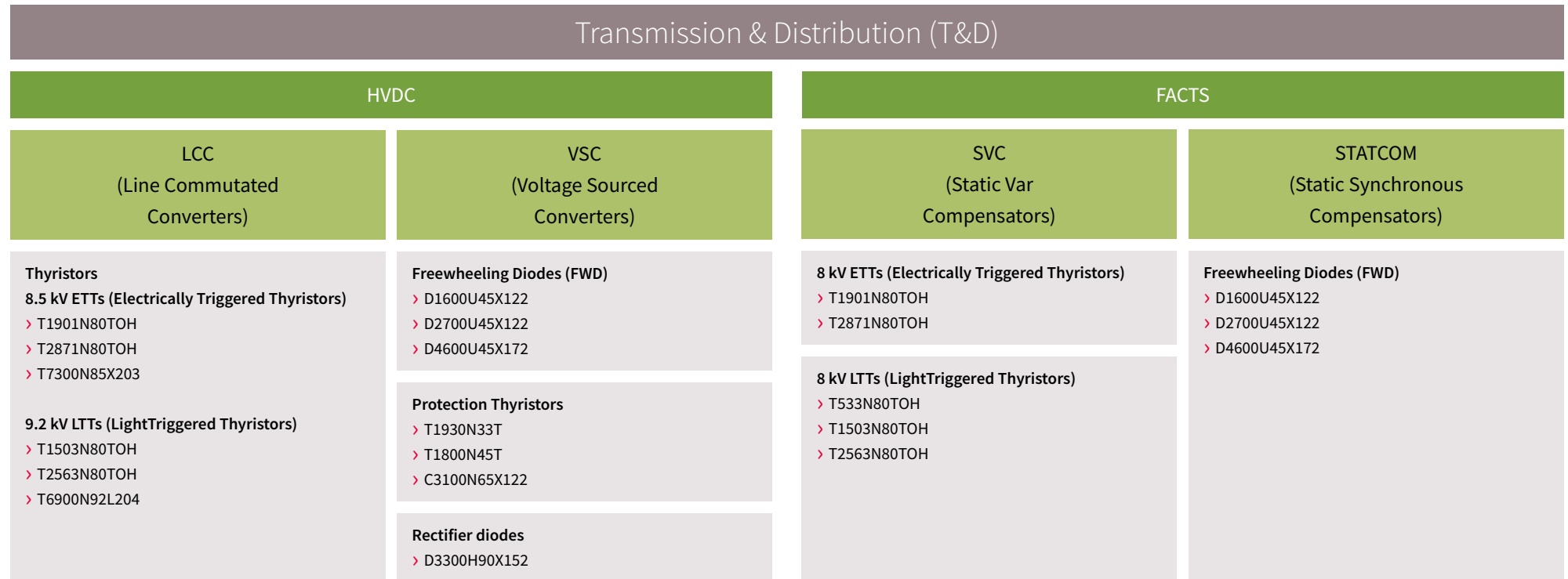
Our high-performance thyristors and diodes are used to boost efficiency significantly in many applications. They have set standards in a power range from 10 kW to more than 10 GW and allow various design options using different technologies. Infineon Technologies Bipolar is the only manufacturer providing high blocking voltage capability up to 9,5 kV for thyristor discs.

### **New ultra-soft IGBT freewheeling diodes offer industry leading low losses**

Infineon Technologies Bipolar launches a new diode family especially designed for modern IGBT applications: Infineon® Prime Soft. This diode features an improved turn-off capability which now rates at 5 kA/μs.

The new diodes in press-pack housings are available with 4.5 kV blocking voltage. The diodes come in three different silicon diameters: D1600U45X122, D2700U45X122, and D4600U45X172. More information about Prime Soft is available at [www.infineon.com/primesoft](http://www.infineon.com/primesoft).

# Solution tree



# Thyristor discs

Product	$V_{DRM} / V_{RRM}$ [V]	$t_q$ [μs]	$T_{vj}$ [°C] max	Clamping force [kn] min	Clamping force [kn] max	Housing	Configuration	$I_{TAVM} / T_C$ [A/°C] @180° el sin	$I_{TSM}$ [A] @10ms, $T_{vj}$ max	$\int I_2 dt$ [A <sub>2</sub> s · 10 <sub>3</sub> ] @10ms, $T_{vj}$ max	$V_T / I_T$ [V/kA] @ $T_{vj}$ max	$V_{T0}$ [V] @ $T_{vj}$ max max	$r_T$ [mΩ] @ $T_{vj}$ max max	$R_{thJC}$ [K/kW] @180° el sin max	
<b>Ceramic discs up to 800V</b>															
T3710N06TOF VT	600	200	140	30	65	Disc dia 100mm height 26mm / Ceramic	Electrical Triggered Phase Control Thyristor	3710/85	60000	18000	1.50/15.0	0.75	0.048	12.5	
T3710N04TOF VT	400	200	140	30	65	Disc dia 100mm height 26mm / Ceramic	Electrical Triggered Phase Control Thyristor	3710/85	60000	18000	1.50/15.0	0.75	0.048	12.5	
T3710N02TOF VT	200	200	140	30	65	Disc dia 100mm height 26mm / Ceramic	Electrical Triggered Phase Control Thyristor	3710/85	60000	18000	1.50/15.0	0.75	0.048	12.5	
T2510N06TOF VT	600	200	140	24	56	Disc dia 75mm height 26mm / Ceramic	Electrical Triggered Phase Control Thyristor	2509/85	42000	8820	1.22/6.0	0.75	0.072	18.4	
T2510N04TOF VT	400	200	140	24	56	Disc dia 75mm height 26mm / Ceramic	Electrical Triggered Phase Control Thyristor	2509/85	42000	8820	1.22/6.0	0.75	0.072	18.4	
T2510N02TOF VT	200	200	140	24	56	Disc dia 75mm height 26mm / Ceramic	Electrical Triggered Phase Control Thyristor	2509/85	42000	8820	1.22/6.0	0.75	0.072	18.4	
T1410N06TOF	600	200	140	12	24	Disc dia 58mm height 14mm / Ceramic	Electrical Triggered Phase Control Thyristor	1490/85	20000	2000	1.50/4.5	1	0.1	27	
T1410N04TOF	400	200	140	12	24	Disc dia 58mm height 14mm / Ceramic	Electrical Triggered Phase Control Thyristor	1490/85	20000	2000	1.50/4.5	1	0.1	27	
T1410N02TOF	200	200	140	12	24	Disc dia 58mm height 14mm / Ceramic	Electrical Triggered Phase Control Thyristor	1490/85	20000	2000	1.50/4.5	1	0.1	27	
T1080N06TOF	600	150	140	8	16	Disc dia 48mm height 14mm / Ceramic	Electrical Triggered Phase Control Thyristor	1075/85	14500	1050	1.81/3.5	1.02	0.2	33	
T1080N04TOF	400	150	140	8	16	Disc dia 48mm height 14mm / Ceramic	Electrical Triggered Phase Control Thyristor	1075/85	14500	1050	1.81/3.5	1.02	0.2	33	
T1080N02TOF	200	150	140	8	16	Disc dia 48mm height 14mm / Ceramic	Electrical Triggered Phase Control Thyristor	1075/85	14500	1050	1.81/3.5	1.02	0.2	33	
T920N06TOF	600	150	140	5.5	8	Disc dia 48mm height 14mm / Ceramic	Electrical Triggered Phase Control Thyristor	925/85	12000	720	1.65/2.5	1	0.23	39	
T920N04TOF	400	150	140	5.5	8	Disc dia 48mm height 14mm / Ceramic	Electrical Triggered Phase Control Thyristor	925/85	12000	720	1.65/2.5	1	0.23	39	
T920N02TOF	200	150	140	5.5	8	Disc dia 48mm height 14mm / Ceramic	Electrical Triggered Phase Control Thyristor	925/85	12000	720	1.65/2.5	1	0.23	39	
T690N06TOF	600	200	140	4	8	Disc dia 42mm height 14mm / Ceramic	Electrical Triggered Phase Control Thyristor	694/85	6700	225	1.76/2.0	0.8	0.44	51	
T690N04TOF	400	200	140	4	8	Disc dia 42mm height 14mm / Ceramic	Electrical Triggered Phase Control Thyristor	694/85	6700	225	1.76/2.0	0.8	0.44	51	
T690N02TOF	200	200	140	4	8	Disc dia 42mm height 14mm / Ceramic	Electrical Triggered Phase Control Thyristor	694/85	6700	225	1.76/2.0	0.8	0.44	51	
T580N06TOF	600	200	140	3	6	Disc dia 42mm height 14mm / Ceramic	Electrical Triggered Phase Control Thyristor	568/85	5500	151	1.63/1.5	1	0.4	62	
T580N04TOF	400	200	140	3	6	Disc dia 42mm height 14mm / Ceramic	Electrical Triggered Phase Control Thyristor	568/85	5500	151	1.63/1.5	1	0.4	62	
T580N02TOF	200	200	140	3	6	Disc dia 42mm height 14mm / Ceramic	Electrical Triggered Phase Control Thyristor	568/85	5500	151	1.63/1.5	1	0.4	62	
<b>Ceramic discs up to 1800V</b>															
T3160N18TOF VT	1800	250	125	42	95	Disc dia 111mm height 26mm / Ceramic	Electrical Triggered Phase Control Thyristor	3160/85	57000	16245	1.37/6.0	0.85	0.082	8.5	
T3160N16TOF VT	1600	250	125	42	95	Disc dia 111mm height 26mm / Ceramic	Electrical Triggered Phase Control Thyristor	3160/85	57000	16245	1.37/6.0	0.85	0.082	8.5	
T3160N14TOF VT	1400	250	125	42	95	Disc dia 111mm height 26mm / Ceramic	Electrical Triggered Phase Control Thyristor	3160/85	57000	16245	1.37/6.0	0.85	0.082	8.5	
T3160N12TOF VT	1200	250	125	42	95	Disc dia 111mm height 26mm / Ceramic	Electrical Triggered Phase Control Thyristor	3160/85	57000	16245	1.37/6.0	0.85	0.082	8.5	
T2180N18TOF VT	1800	250	125	30	65	Disc dia 100mm height 26mm / Ceramic	Electrical Triggered Phase Control Thyristor	2180/85	36000	6480	2.05/8.0	0.9	0.106	12.5	
T2180N16TOF VT	1600	250	125	30	65	Disc dia 100mm height 26mm / Ceramic	Electrical Triggered Phase Control Thyristor	2180/85	36000	6480	2.05/8.0	0.9	0.106	12.5	

# Thyristor discs

Product	$V_{DRM} / V_{BRM}$ [V]	$t_q$ [ $\mu$ s]	$T_{vj}$ [ $^{\circ}$ C] max	Clamping force [kn] min	Clamping force [kn] max	Housing	Configuration	$I_{TAVM}/T_c$ [A/ $^{\circ}$ C] @180 $^{\circ}$ el sin	$I_{TSM}$ [A] @10ms, Tvj max	$\int I_2 dt$ [A $_2$ S $\cdot$ 10 $_3$ ] @10ms, Tvj max	$V_T/I_T$ [V/kA] @Tvj max	$V_{TO}$ [V] @Tvj max max	$r_T$ [m $\Omega$ ] @Tvj max max	$R_{thJC}$ [K/kW] @180 $^{\circ}$ el sin max
Ceramic discs up to 1800V														
T2180N14TOF VT	1400	250	125	30	65	Disc dia 100mm height 26mm / Ceramic	Electrical Triggered Phase Control Thyristor	2180/85	36000	6480	2.05/8.0	0.9	0.106	12.5
T2180N12TOF VT	1200	250	125	30	65	Disc dia 100mm height 26mm / Ceramic	Electrical Triggered Phase Control Thyristor	2180/85	36000	6480	2.05/8.0	0.9	0.106	12.5
T1500N18TOF VT	1800	240	125	24	56	Disc dia 75mm height 26mm / Ceramic	Electrical Triggered Phase Control Thyristor	1500/85	33500	5611	2.10/7.0	0.9	0.15	18.4
T1500N16TOF VT	1600	240	125	24	56	Disc dia 75mm height 26mm / Ceramic	Electrical Triggered Phase Control Thyristor	1500/85	33500	5611	2.10/7.0	0.9	0.15	18.4
T1500N14TOF VT	1400	240	125	24	56	Disc dia 75mm height 26mm / Ceramic	Electrical Triggered Phase Control Thyristor	1500/85	33500	5611	2.10/7.0	0.9	0.15	18.4
T1500N12TOF VT	1200	240	125	24	56	Disc dia 75mm height 26mm / Ceramic	Electrical Triggered Phase Control Thyristor	1500/85	33500	5611	2.10/7.0	0.9	0.15	18.4
T1190N18TOF VT	1800	240	125	16	32	Disc dia 75mm height 26mm / Ceramic	Electrical Triggered Phase Control Thyristor	1190/85	22500	2530	2.05/5.4	0.9	0.19	23
T1190N16TOF VT	1600	240	125	16	32	Disc dia 75mm height 26mm / Ceramic	Electrical Triggered Phase Control Thyristor	1190/85	22500	2530	2.05/5.4	0.9	0.19	23
T1190N14TOF VT	1400	240	125	16	32	Disc dia 75mm height 26mm / Ceramic	Electrical Triggered Phase Control Thyristor	1190/85	22500	2530	2.05/5.4	0.9	0.19	23
T1190N12TOF VT	1200	240	125	16	32	Disc dia 75mm height 26mm / Ceramic	Electrical Triggered Phase Control Thyristor	1190/85	22500	2530	2.05/5.4	0.9	0.19	23
T940N18TOF	1800	250	125	10.5	21	Disc dia 58mm height 14mm / Ceramic	Electrical Triggered Phase Control Thyristor	959/85	15500	1200	1.95/3.6	0.85	0.27	28
T880N18TOF	1800	250	125	10.5	21	Disc dia 58mm height 26mm / Ceramic	Electrical Triggered Phase Control Thyristor	879/85	15500	1200	1.95/3.6	0.85	0.27	32
T940N16TOF	1600	250	125	10.5	21	Disc dia 58mm height 14mm / Ceramic	Electrical Triggered Phase Control Thyristor	959/85	15500	1200	1.95/3.6	0.85	0.27	28
T880N16TOF	1600	250	125	10.5	21	Disc dia 58mm height 26mm / Ceramic	Electrical Triggered Phase Control Thyristor	879/85	15500	1200	1.95/3.6	0.85	0.27	32
T940N14TOF	1400	250	125	10.5	21	Disc dia 58mm height 14mm / Ceramic	Electrical Triggered Phase Control Thyristor	959/85	15500	1200	1.95/3.6	0.85	0.27	28
T880N14TOF	1400	250	125	10.5	21	Disc dia 58mm height 26mm / Ceramic	Electrical Triggered Phase Control Thyristor	879/85	15500	1200	1.95/3.6	0.85	0.27	32
T940N12TOF	1200	250	125	10.5	21	Disc dia 58mm height 14mm / Ceramic	Electrical Triggered Phase Control Thyristor	959/85	15500	1200	1.95/3.6	0.85	0.27	28
T880N12TOF	1200	250	125	10.5	21	Disc dia 58mm height 26mm / Ceramic	Electrical Triggered Phase Control Thyristor	879/85	15500	1200	1.95/3.6	0.85	0.27	32
T830N18TOF	1800	250	125	9	18	Disc dia 58mm height 14mm / Ceramic	Electrical Triggered Phase Control Thyristor	844/85	12500	781	1.94/3.0	0.85	0.3	30
T720N18TOF	1800	250	125	9	18	Disc dia 58mm height 26mm / Ceramic	Electrical Triggered Phase Control Thyristor	718/85	12500	781	1.94/3.0	0.85	0.35	38
T830N16TOF	1600	250	125	9	18	Disc dia 58mm height 14mm / Ceramic	Electrical Triggered Phase Control Thyristor	844/85	12500	781	1.94/3.0	0.85	0.3	30
T720N16TOF	1600	250	125	9	18	Disc dia 58mm height 26mm / Ceramic	Electrical Triggered Phase Control Thyristor	718/85	12500	781	1.94/3.0	0.85	0.35	38
T830N14TOF	1400	250	125	9	18	Disc dia 58mm height 14mm / Ceramic	Electrical Triggered Phase Control Thyristor	844/85	12500	781	1.94/3.0	0.85	0.3	30
T720N14TOF	1400	250	125	9	18	Disc dia 58mm height 26mm / Ceramic	Electrical Triggered Phase Control Thyristor	718/85	12500	781	1.94/3.0	0.85	0.35	38
T830N12TOF	1200	250	125	9	18	Disc dia 58mm height 14mm / Ceramic	Electrical Triggered Phase Control Thyristor	844/85	12500	781	1.94/3.0	0.85	0.3	30
T720N12TOF	1200	250	125	9	18	Disc dia 58mm height 26mm / Ceramic	Electrical Triggered Phase Control Thyristor	718/85	12500	781	1.94/3.0	0.85	0.35	38
T680N14TOF	1400	250	125	6	12	Disc dia 48mm height 14mm / Ceramic	Electrical Triggered Phase Control Thyristor	681/85	9500	451	1.75/2.0	0.8	0.42	39
T680N12TOF	1200	250	125	6	12	Disc dia 48mm height 14mm / Ceramic	Electrical Triggered Phase Control Thyristor	681/85	9500	451	1.75/2.0	0.8	0.42	39
T640N18TOF	1800	250	125	6	12	Disc dia 48mm height 14mm / Ceramic	Electrical Triggered Phase Control Thyristor	644/85	8000	320	2.15/2.4	0.8	0.5	39
T590N18TOF	1800	250	125	6	12	Disc dia 58mm height 26mm / Ceramic	Electrical Triggered Phase Control Thyristor	588/85	8000	320	2.15/2.4	0.8	0.5	45



Product	$V_{DRM} / V_{RRM}$ [V]	$t_q$ [ $\mu$ s]	$T_{vj}$ [ $^{\circ}$ C] max	Clamping force [kn] min	Clamping force [kn] max	Housing	Configuration	$I_{TAVM} / T_C$ [A/ $^{\circ}$ C] @180 $^{\circ}$ el sin	$I_{TSM}$ [A] @10ms, Tvj max	$\int I_2 dt$ [A $_2$ s $\cdot$ 10 $_3$ ] @10ms, Tvj max	$V_T / I_T$ [V/kA] @Tvj max	$V_{T0}$ [V] @Tvj max max	$r_T$ [m $\Omega$ ] @Tvj max max	$R_{thJC}$ [K/kW] @180 $^{\circ}$ el sin max
Ceramic discs up to 1800V														
T640N16TOF	1600	250	125	6	12	Disc dia 48mm height 14mm / Ceramic	Electrical Triggered Phase Control Thyristor	644/85	8000	320	2.15/2.4	0.8	0.5	39
T590N16TOF	1600	250	125	6	12	Disc dia 58mm height 26mm / Ceramic	Electrical Triggered Phase Control Thyristor	588/85	8000	320	2.15/2.4	0.8	0.5	45
T640N14TOF	1400	250	125	6	12	Disc dia 48mm height 14mm / Ceramic	Electrical Triggered Phase Control Thyristor	644/85	8000	320	2.15/2.4	0.8	0.5	39
T590N14TOF	1400	250	125	6	12	Disc dia 58mm height 26mm / Ceramic	Electrical Triggered Phase Control Thyristor	588/85	8000	320	2.15/2.4	0.8	0.5	45
T640N12TOF	1200	250	125	6	12	Disc dia 48mm height 14mm / Ceramic	Electrical Triggered Phase Control Thyristor	644/85	8000	320	2.15/2.4	0.8	0.5	39
T590N12TOF	1200	250	125	6	12	Disc dia 58mm height 26mm / Ceramic	Electrical Triggered Phase Control Thyristor	588/85	8000	320	2.15/2.4	0.8	0.5	45
T560N18TOF	1800	250	125	5	10	Disc dia 48mm height 14mm / Ceramic	Electrical Triggered Phase Control Thyristor	559/85	6900	238	1.92/1.6	0.8	0.6	44
T560N16TOF	1600	250	125	5	10	Disc dia 48mm height 14mm / Ceramic	Electrical Triggered Phase Control Thyristor	559/85	6900	238	1.92/1.6	0.8	0.6	44
T560N14TOF	1400	250	125	5	10	Disc dia 48mm height 14mm / Ceramic	Electrical Triggered Phase Control Thyristor	559/85	6900	238	1.92/1.6	0.8	0.6	44
T560N12TOF	1200	250	125	5	10	Disc dia 48mm height 14mm / Ceramic	Electrical Triggered Phase Control Thyristor	559/85	6900	238	1.92/1.6	0.8	0.6	44
T420N18TOF	1800	220	125	5	10	Disc dia 48mm height 14mm / Ceramic	Electrical Triggered Phase Control Thyristor	424/85	6400	205	2.10/1.5	0.9	0.75	56
T420N16TOF	1600	220	125	5	10	Disc dia 48mm height 14mm / Ceramic	Electrical Triggered Phase Control Thyristor	424/85	6400	205	2.10/1.5	0.9	0.75	56
T420N14TOF	1400	220	125	5	10	Disc dia 48mm height 14mm / Ceramic	Electrical Triggered Phase Control Thyristor	424/85	6400	205	2.10/1.5	0.9	0.75	56
T420N12TOF	1200	220	125	5	10	Disc dia 48mm height 14mm / Ceramic	Electrical Triggered Phase Control Thyristor	424/85	6400	205	2.10/1.5	0.9	0.75	56
T470N16TOF	1600	250	125	4	8	Disc dia 42mm height 14mm / Ceramic	Electrical Triggered Phase Control Thyristor	470/85	6350	202	1.85/1.2	0.8	0.75	51
T470N14TOF	1400	250	125	4	8	Disc dia 42mm height 14mm / Ceramic	Electrical Triggered Phase Control Thyristor	470/85	6350	202	1.85/1.2	0.8	0.75	51
T470N12TOF	1200	250	125	4	8	Disc dia 42mm height 14mm / Ceramic	Electrical Triggered Phase Control Thyristor	470/85	6350	202	1.85/1.2	0.8	0.75	51
T430N18TOF	1800	250	125	4	8	Disc dia 42mm height 14mm / Ceramic	Electrical Triggered Phase Control Thyristor	433/85	4600	106	2.07/1.2	0.85	0.9	51
T430N16TOF	1600	250	125	4	8	Disc dia 42mm height 14mm / Ceramic	Electrical Triggered Phase Control Thyristor	433/85	4600	106	2.07/1.2	0.85	0.9	51
T430N14TOF	1400	250	125	4	8	Disc dia 42mm height 14mm / Ceramic	Electrical Triggered Phase Control Thyristor	433/85	4600	106	2.07/1.2	0.85	0.9	51
T430N12TOF	1200	250	125	4	8	Disc dia 42mm height 14mm / Ceramic	Electrical Triggered Phase Control Thyristor	433/85	4600	106	2.07/1.2	0.85	0.9	51
T390N16TOF	1600	200	125	3	6	Disc dia 42mm height 14mm / Ceramic	Electrical Triggered Phase Control Thyristor	381/85	4250	91	2.00/1.1	0.85	0.9	62
T390N14TOF	1400	200	125	3	6	Disc dia 42mm height 14mm / Ceramic	Electrical Triggered Phase Control Thyristor	381/85	4250	91	2.00/1.1	0.85	0.9	62
T390N12TOF	1200	200	125	3	6	Disc dia 42mm height 14mm / Ceramic	Electrical Triggered Phase Control Thyristor	381/85	4250	91	2.00/1.1	0.85	0.9	62
T300N18TOF	1800	200	125	2.5	5	Disc dia 42mm height 14mm / Ceramic	Electrical Triggered Phase Control Thyristor	303/85	3400	58	2.20/0.8	0.9	1.35	69
T300N16TOF	1600	200	125	2.5	5	Disc dia 42mm height 14mm / Ceramic	Electrical Triggered Phase Control Thyristor	303/85	3400	58	2.20/0.8	0.9	1.35	69
T300N14TOF	1400	200	125	2.5	5	Disc dia 42mm height 14mm / Ceramic	Electrical Triggered Phase Control Thyristor	303/85	3400	58	2.20/0.8	0.9	1.35	69
T300N12TOF	1200	200	125	2.5	5	Disc dia 42mm height 14mm / Ceramic	Electrical Triggered Phase Control Thyristor	303/85	3400	58	2.20/0.8	0.9	1.35	69
T300N10TOF	1000	200	125	2.5	5	Disc dia 42mm height 14mm / Ceramic	Electrical Triggered Phase Control Thyristor	303/85	3400	58	2.20/0.8	0.9	1.35	69

# Thyristor discs

Product	$V_{DRM} / V_{BRM}$ [V]	$t_q$ [ $\mu$ s]	$T_{vj}$ [ $^{\circ}$ C] max	Clamping force [kn] min	Clamping force [kn] max	Housing	Configuration	$I_{TAVM} / T_c$ [A/ $^{\circ}$ C] @180° el sin	$I_{TSM}$ [A] @10ms, $T_{vj}$ max	$\int I_2 dt$ [ $A_2s \cdot 10_3$ ] @10ms, $T_{vj}$ max	$V_T / I_T$ [V/kA] @ $T_{vj}$ max	$V_{TO}$ [V] @ $T_{vj}$ max max	$r_T$ [m $\Omega$ ] @ $T_{vj}$ max max	$R_{thJC}$ [K/kW] @180° el sin max
Ceramic discs up to 3000V														
T4771N28TOF PR	2800	250	125	63	91	Disc dia 150mm height 26mm / Ceramic	Electrical Triggered Phase Control Thyristor	4340/85	91000	41400	1.20/4.0	0.77	0.107	4.8
T4771N22TOF PR	2200	250	125	63	91	Disc dia 150mm height 26mm / Ceramic	Electrical Triggered Phase Control Thyristor	4340/85	91000	41400	1.20/4.0	0.77	0.107	4.8
T2810N22TOF VT	2200	300	125	42	95	Disc dia 111mm height 26mm / Ceramic	Electrical Triggered Phase Control Thyristor	2810/85	50000	12500	2.35/11.0	0.9	0.112	8.5
T2810N20TOF VT	2000	300	125	42	95	Disc dia 111mm height 26mm / Ceramic	Electrical Triggered Phase Control Thyristor	2810/85	50000	12500	2.35/11.0	0.9	0.112	8.5
T2810N18TOF VT	1800	300	125	42	95	Disc dia 111mm height 26mm / Ceramic	Electrical Triggered Phase Control Thyristor	2810/85	50000	12500	2.35/11.0	0.9	0.112	8.5
T2810N16TOF VT	1600	300	125	42	95	Disc dia 111mm height 26mm / Ceramic	Electrical Triggered Phase Control Thyristor	2810/85	50000	12500	2.35/11.0	0.9	0.112	8.5
T2480N28TOF VT	2800	400	125	42	95	Disc dia 111mm height 26mm / Ceramic	Electrical Triggered Phase Control Thyristor	2480/85	43500	9460	1.43/3.0	0.95	0.154	8.5
T2480N26TOF VT	2600	400	125	42	95	Disc dia 111mm height 26mm / Ceramic	Electrical Triggered Phase Control Thyristor	2480/85	43500	9460	1.43/3.0	0.95	0.154	8.5
T2480N24TOF VT	2400	400	125	42	95	Disc dia 111mm height 26mm / Ceramic	Electrical Triggered Phase Control Thyristor	2480/85	43500	9460	1.43/3.0	0.95	0.154	8.5
T2480N22TOF VT	2200	400	125	42	95	Disc dia 111mm height 26mm / Ceramic	Electrical Triggered Phase Control Thyristor	2480/85	43500	9460	1.43/3.0	0.95	0.154	8.5
T2160N28TOF VT	2800	400	125	42	95	Disc dia 111mm height 26mm / Ceramic	Electrical Triggered Phase Control Thyristor	2400/85	40000	8000	2.65/8.8	1.05	0.154	8.5
T2160N26TOF VT	2600	400	125	42	95	Disc dia 111mm height 26mm / Ceramic	Electrical Triggered Phase Control Thyristor	2400/85	40000	8000	2.65/8.8	1.05	0.154	8.5
T2160N24TOF VT	2400	400	125	42	95	Disc dia 111mm height 26mm / Ceramic	Electrical Triggered Phase Control Thyristor	2400/85	40000	8000	2.65/8.8	1.05	0.154	8.5
T2160N22TOF VT	2200	400	125	42	95	Disc dia 111mm height 26mm / Ceramic	Electrical Triggered Phase Control Thyristor	2400/85	40000	8000	2.65/8.8	1.05	0.154	8.5
T2160N20TOF VT	2000	400	125	42	95	Disc dia 111mm height 26mm / Ceramic	Electrical Triggered Phase Control Thyristor	2400/85	40000	8000	2.65/8.8	1.05	0.154	8.5
T1960N22TOF VT	2200	300	125	30	65	Disc dia 100mm height 26mm / Ceramic	Electrical Triggered Phase Control Thyristor	1960/85	35000	6125	2.20/8.0	0.9	0.15	12.5
T1960N20TOF VT	2000	300	125	30	65	Disc dia 100mm height 26mm / Ceramic	Electrical Triggered Phase Control Thyristor	1960/85	35000	6125	2.20/8.0	0.9	0.15	12.5
T1960N18TOF VT	1800	300	125	30	65	Disc dia 100mm height 26mm / Ceramic	Electrical Triggered Phase Control Thyristor	1960/85	35000	6125	2.20/8.0	0.9	0.15	12.5
T1590N28TOF VT	2800	400	125	30	65	Disc dia 100mm height 26mm / Ceramic	Electrical Triggered Phase Control Thyristor	1590/85	28000	3920	2.45/5.0	1.1	0.237	12.5
T1590N26TOF VT	2600	400	125	30	65	Disc dia 100mm height 26mm / Ceramic	Electrical Triggered Phase Control Thyristor	1590/85	28000	3920	2.45/5.0	1.1	0.237	12.5
T1590N24TOF VT	2400	400	125	30	65	Disc dia 100mm height 26mm / Ceramic	Electrical Triggered Phase Control Thyristor	1590/85	28000	3920	2.45/5.0	1.1	0.237	12.5
T1590N22TOF VT	2200	400	125	30	65	Disc dia 100mm height 26mm / Ceramic	Electrical Triggered Phase Control Thyristor	1590/85	28000	3920	2.45/5.0	1.1	0.237	12.5
T1330N22TOF VT	2200	300	125	20	45	Disc dia 75mm height 26mm / Ceramic	Electrical Triggered Phase Control Thyristor	1329/85	23000	2645	1.13/1.0	0.9	0.234	18.4
T1330N20TOF VT	2000	300	125	20	45	Disc dia 75mm height 26mm / Ceramic	Electrical Triggered Phase Control Thyristor	1329/85	23000	2645	1.13/1.0	0.9	0.234	18.4
T1330N18TOF VT	1800	300	125	20	45	Disc dia 75mm height 26mm / Ceramic	Electrical Triggered Phase Control Thyristor	1329/85	23000	2645	1.13/1.0	0.9	0.234	18.4
T1220N28TOF VT	2800	350	125	20	45	Disc dia 75mm height 26mm / Ceramic	Electrical Triggered Phase Control Thyristor	1220/85	22500	2531	1.38/1.0	1	0.275	18.4
T1220N26TOF VT	2600	350	125	20	45	Disc dia 75mm height 26mm / Ceramic	Electrical Triggered Phase Control Thyristor	1220/85	22500	2531	1.38/1.0	1	0.275	18.4
T1220N24TOF VT	2400	350	125	20	45	Disc dia 75mm height 26mm / Ceramic	Electrical Triggered Phase Control Thyristor	1220/85	22500	2531	1.38/1.0	1	0.275	18.4

Product	$V_{DRM} / V_{RRM}$ [V]	$t_q$ [μs]	$T_{vj}$ [°C] max	Clamping force [kn] min	Clamping force [kn] max	Housing	Configuration	$I_{TAVM} / T_C$ [A/°C] @180° el sin	$I_{TSM}$ [A] @10ms, $T_{vj}$ max	$\int I_2 dt$ [A <sub>2</sub> s · 10 <sub>3</sub> ] @10ms, $T_{vj}$ max	$V_T / I_T$ [V/kA] @ $T_{vj}$ max	$V_{T0}$ [V] @ $T_{vj}$ max max	$r_T$ [mΩ] @ $T_{vj}$ max max	$R_{thJC}$ [K/kW] @180° el sin max
Ceramic discs up to 3000V														
T1220N22TOF VT	2200	350	125	20	45	Disc dia 75mm height 26mm / Ceramic	Electrical Triggered Phase Control Thyristor	1220/85	22500	2531	1.38/1.0	1	0.275	18.4
T1220N20TOF VT	2000	350	125	20	45	Disc dia 75mm height 26mm / Ceramic	Electrical Triggered Phase Control Thyristor	1220/85	22500	2531	1.38/1.0	1	0.275	18.4
T1040N22TOF VT	2200	300	125	16	32	Disc dia 75mm height 26mm / Ceramic	Electrical Triggered Phase Control Thyristor	1039/85	18500	1711	1.53/2.0	0.9	0.3	23.1
T1040N20TOF VT	2000	300	125	16	32	Disc dia 75mm height 26mm / Ceramic	Electrical Triggered Phase Control Thyristor	1039/85	18500	1711	1.53/2.0	0.9	0.3	23.1
T700N22TOF	2200	300	125	10.5	21	Disc dia 58mm height 26mm / Ceramic	Electrical Triggered Phase Control Thyristor	699/85	12200	744	2.32/2.85	0.95	0.45	32
T700N20TOF	2000	300	125	10.5	21	Disc dia 58mm height 26mm / Ceramic	Electrical Triggered Phase Control Thyristor	699/85	12200	744	2.32/2.85	0.95	0.45	32
T700N18TOF	1800	300	125	10.5	21	Disc dia 58mm height 26mm / Ceramic	Electrical Triggered Phase Control Thyristor	699/85	12200	744	2.32/2.85	0.95	0.45	32
T740N26TOF	2600	300	125	10.5	21	Disc dia 58mm height 14mm / Ceramic	Electrical Triggered Phase Control Thyristor	745/85	11500	660	2.53/2.85	1	0.5	28
T660N26TOF	2600	300	125	10.5	21	Disc dia 58mm height 26mm / Ceramic	Electrical Triggered Phase Control Thyristor	659/85	11500	660	2.53/2.85	1	0.5	33
T740N24TOF	2400	300	125	10.5	21	Disc dia 58mm height 14mm / Ceramic	Electrical Triggered Phase Control Thyristor	745/85	11500	660	2.53/2.85	1	0.5	28
T660N24TOF	2400	300	125	10.5	21	Disc dia 58mm height 26mm / Ceramic	Electrical Triggered Phase Control Thyristor	659/85	11500	660	2.53/2.85	1	0.5	33
T740N22TOF	2200	300	125	10.5	21	Disc dia 58mm height 14mm / Ceramic	Electrical Triggered Phase Control Thyristor	745/85	11500	660	2.53/2.85	1	0.5	28
T660N22TOF	2200	300	125	10.5	21	Disc dia 58mm height 26mm / Ceramic	Electrical Triggered Phase Control Thyristor	659/85	11500	660	2.53/2.85	1	0.5	33
T460N26TOF	2600	300	125	7.5	17.5	Disc dia 58mm height 26mm / Ceramic	Electrical Triggered Phase Control Thyristor	459/85	9000	405	2.75/2.0	1	0.84	45.5
T460N24TOF	2400	300	125	7.5	17.5	Disc dia 58mm height 26mm / Ceramic	Electrical Triggered Phase Control Thyristor	459/85	9000	405	2.75/2.0	1	0.84	45.5
T460N22TOF	2200	300	125	7.5	17.5	Disc dia 58mm height 26mm / Ceramic	Electrical Triggered Phase Control Thyristor	459/85	9000	405	2.75/2.0	1	0.84	45.5
T360N28TOF	2800	350	125	5	10	Disc dia 48mm height 14mm / Ceramic	Electrical Triggered Phase Control Thyristor	360/85	4500	101	2.88/1.1	1.1	1.6	44
T360N26TOF	2600	350	125	5	10	Disc dia 48mm height 14mm / Ceramic	Electrical Triggered Phase Control Thyristor	360/85	4500	101	2.88/1.1	1.1	1.6	44
T360N24TOF	2400	350	125	5	10	Disc dia 48mm height 14mm / Ceramic	Electrical Triggered Phase Control Thyristor	360/85	4500	101	2.88/1.1	1.1	1.6	44
T360N22TOF	2200	350	125	5	10	Disc dia 48mm height 14mm / Ceramic	Electrical Triggered Phase Control Thyristor	360/85	4500	101	2.88/1.1	1.1	1.6	44
T360N20TOF	2000	350	125	5	10	Disc dia 48mm height 14mm / Ceramic	Electrical Triggered Phase Control Thyristor	360/85	4500	101	2.88/1.1	1.1	1.6	44

# Thyristor discs

Product	$V_{DRM} / V_{BRM}$ [V]	$t_q$ [ $\mu$ s]	$T_{vj}$ [ $^{\circ}$ C] max	Clamping force [kn] min	Clamping force [kn] max	Housing	Configuration	$I_{TAVM}/T_c$ [A/ $^{\circ}$ C] @180° el sin	$I_{TSM}$ [A] @10ms, Tvj max	$\int I_2 dt$ [ $A_2s \cdot 10_3$ ] @10ms, Tvj max	$V_T/I_T$ [V/kA] @Tvj max	$V_{T0}$ [V] @Tvj max max	$r_T$ [m $\Omega$ ] @Tvj max max	$R_{thJC}$ [K/kW] @180° el sin max
Ceramic discs up to 5500V														
T4021N52TOH	5200	550	125	90	130	Disc dia 172mm height 35mm / Ceramic	Electrical Triggered Phase Control Thyristor	3880/85	100000	50000	1.80/6.0	0.93	0.145	4.5
T4003N52TOH PR	5200	550	120	90	130	Disc dia 172mm height 40mm / Ceramic	Light Triggered Phase Control Thyristor	3400/85	100000	50000	1.80/6.0	0.93	0.145	4.8
T4003NH52TOH	5200	550	120	90	130	Disc dia 172mm height 40mm / Ceramic	Light Triggered Phase Control Thyristor	3400/85	100000	50000	1.80/6.0	0.93	0.145	4.8
T3801N36TOF VT	3600	300	125	63	91	Disc dia 150mm height 26mm / Ceramic	Electrical Triggered Phase Control Thyristor	3830/85	87000	37850	1.40/4.0	0.82	0.145	4.8
T3441N52TOH	5200	600	125	63	91	Disc dia 150mm height 26mm / Ceramic	Electrical Triggered Phase Control Thyristor	3200/85	79000	31000	1.70/4.0	0.77	0.235	4.8
T2851N52TOH	5200	600	125	63	91	Disc dia 150mm height 35mm / Ceramic	Electrical Triggered Phase Control Thyristor	2980/85	79000	31000	1.70/4.0	0.77	0.235	5.4
T2851N48TOH	4800	600	125	63	91	Disc dia 150mm height 35mm / Ceramic	Electrical Triggered Phase Control Thyristor	2980/85	79000	31000	1.70/4.0	0.77	0.235	5.4
T2851N42TOH	4200	600	125	63	91	Disc dia 150mm height 35mm / Ceramic	Electrical Triggered Phase Control Thyristor	2980/85	79000	31000	1.70/4.0	0.77	0.235	5.4
T2351N52TOH	5200	450	125	45	65	Disc dia 120mm height 26mm / Ceramic	Electrical Triggered Phase Control Thyristor	2250/85	54000	14600	1.85/3.0	0.81	0.36	6.5
T2161N52TOH	5200	450	125	36	52	Disc dia 120mm height 35mm / Ceramic	Electrical Triggered Phase Control Thyristor	2070/85	54000	14600	1.85/3.0	0.81	0.36	7.5
T1601N36TOF	3600	300	125	36	52	Disc dia 120mm height 35mm / Ceramic	Electrical Triggered Phase Control Thyristor	1900/85	44000	8400	1.50/2.0	1	0.25	9
T1601N35TOF	3500	300	125	36	52	Disc dia 120mm height 35mm / Ceramic	Electrical Triggered Phase Control Thyristor	1900/85	44000	8400	1.50/2.0	1	0.25	9
T1551N52TOH PR	5200	450	125	36	52	Disc dia 120mm height 26mm / Ceramic	Electrical Triggered Phase Control Thyristor	1770/85	43000	9250	1.70/2.0	0.92	0.37	9
T1451N52TOH	5200	450	125	36	52	Disc dia 120mm height 35mm / Ceramic	Electrical Triggered Phase Control Thyristor	1660/85	43000	9250	1.70/2.0	0.92	0.37	9.7
T1800N42TOF PR	4200	900	125	36	52	Disc dia 111mm height 26mm / Ceramic	Electrical Triggered Phase Control Thyristor	1800/85	41000	8405	1.65/2.0	0.85	0.4	8.5
T2001N36TOF	3600	300	125	36	52	Disc dia 120mm height 26mm / Ceramic	Electrical Triggered Phase Control Thyristor	2060/85	41000	8400	1.50/2.0	1	0.25	8.7
T2001N34TOF	3400	300	125	36	52	Disc dia 120mm height 26mm / Ceramic	Electrical Triggered Phase Control Thyristor	2060/85	41000	8400	1.50/2.0	1	0.25	8.7
T1930N38TOF VT	3800	450	125	40	65	Disc dia 111mm height 26mm / Ceramic	Electrical Triggered Phase Control Thyristor	2180/85	37000	6850	2.90/8.0	1.08	0.2	8.5
T1930N36TOF VT	3600	450	125	40	65	Disc dia 111mm height 26mm / Ceramic	Electrical Triggered Phase Control Thyristor	2180/85	37000	6850	2.90/8.0	1.08	0.2	8.5
T1930N34TOF VT	3400	450	125	40	65	Disc dia 111mm height 26mm / Ceramic	Electrical Triggered Phase Control Thyristor	2180/85	37000	6850	2.90/8.0	1.08	0.2	8.5
T1930N32TOF VT	3200	450	125	40	65	Disc dia 111mm height 26mm / Ceramic	Electrical Triggered Phase Control Thyristor	2180/85	37000	6850	2.90/8.0	1.08	0.2	8.5
T1401N42TOH	4200	350	125	36	52	Disc dia 120mm height 35mm / Ceramic	Electrical Triggered Phase Control Thyristor	1590/85	36000	6480	1.95/2.0	1.29	0.33	9.7
T930N36TOF VT	3600	500	125	20	45	Disc dia 75mm height 26mm / Ceramic	Electrical Triggered Phase Control Thyristor	930/85	17500	1530	2.70/3.6	1	0.43	21.5
T930N34TOF VT	3400	500	125	20	45	Disc dia 75mm height 26mm / Ceramic	Electrical Triggered Phase Control Thyristor	930/85	17500	1530	2.70/3.6	1	0.43	21.5
T930N32TOF VT	3200	500	125	20	45	Disc dia 75mm height 26mm / Ceramic	Electrical Triggered Phase Control Thyristor	930/85	17500	1530	2.70/3.6	1	0.43	21.5
T901N36TOF	3600	300	125	15	24	Disc dia 76mm height 26mm / Ceramic	Electrical Triggered Phase Control Thyristor	940/85	17000	1445	1.75/1.2	1.16	0.494	18.5
T901N35TOF	3500	300	125	15	24	Disc dia 76mm height 26mm / Ceramic	Electrical Triggered Phase Control Thyristor	940/85	17000	1445	1.75/1.2	1.16	0.494	18.5
T901N32TOF	3200	300	125	15	24	Disc dia 76mm height 26mm / Ceramic	Electrical Triggered Phase Control Thyristor	940/85	17000	1445	1.75/1.2	1.16	0.494	18.5

Product	$V_{DRM} / V_{RRM}$ [V]	$t_q$ [ $\mu$ s]	$T_{vj}$ [ $^{\circ}$ C] max	Clamping force [kn] min	Clamping force [kn] max	Housing	Configuration	$I_{TAVM} / T_C$ [A/ $^{\circ}$ C] @180 $^{\circ}$ el sin	$I_{TSM}$ [A] @10ms, $T_{vj}$ max	$\int I_2 dt$ [A $_2$ s · 10 $_3$ ] @10ms, $T_{vj}$ max	$V_T / I_T$ [V/kA] @ $T_{vj}$ max	$V_{T0}$ [V] @ $T_{vj}$ max max	$r_T$ [m $\Omega$ ] @ $T_{vj}$ max max	$R_{thJC}$ [K/kW] @180 $^{\circ}$ el sin max
Ceramic discs up to 5500V														
T860N36TOF VT	3600	400	125	20	45	Disc dia 75mm height 26mm / Ceramic	Electrical Triggered Phase Control Thyristor	860/85	17000	1445	3.18/3.8	1.08	0.5	21
T860N32TOF VT	3200	400	125	20	45	Disc dia 75mm height 26mm / Ceramic	Electrical Triggered Phase Control Thyristor	860/85	17000	1445	3.18/3.8	1.08	0.5	21
T860N30TOF VT	3000	400	125	20	45	Disc dia 75mm height 26mm / Ceramic	Electrical Triggered Phase Control Thyristor	860/85	17000	1445	3.18/3.8	1.08	0.5	21
T731N44TOH	4400	500	125	15	24	Disc dia 76mm height 26mm / Ceramic	Electrical Triggered Phase Control Thyristor	870/85	16000	1280	1.86/1.2	1.08	0.65	18.5
T731N42TOF	4200	500	125	15	24	Disc dia 76mm height 26mm / Ceramic	Electrical Triggered Phase Control Thyristor	870/85	16000	1280	1.86/1.2	1.08	0.65	18.5
T731N36TOF	3600	500	125	15	24	Disc dia 76mm height 26mm / Ceramic	Electrical Triggered Phase Control Thyristor	870/85	16000	1280	1.86/1.2	1.08	0.65	18.5
T730N42TOF VT	4200	400	120	18	43	Disc dia 75mm height 26mm / Ceramic	Electrical Triggered Phase Control Thyristor	730/85	15800	1250	3.40/3.5	1.2	0.57	21.5
T730N40TOF VT	4000	400	120	18	43	Disc dia 75mm height 26mm / Ceramic	Electrical Triggered Phase Control Thyristor	730/85	15800	1250	3.40/3.5	1.2	0.57	21.5
T730N38TOF VT	3800	400	120	18	43	Disc dia 75mm height 26mm / Ceramic	Electrical Triggered Phase Control Thyristor	730/85	15800	1250	3.40/3.5	1.2	0.57	21.5

# Thyristor discs

Product	$V_{DRM} / V_{BRM}$ [V]	$t_q$ [ $\mu$ s]	$T_{vj}$ [ $^{\circ}$ C] max	Clamping force [kn] min	Clamping force [kn] max	Housing	Configuration	$I_{TAVM}/T_c$ [A/ $^{\circ}$ C] @180 $^{\circ}$ el sin	$I_{TSM}$ [A] @10ms, $T_{vj}$ max	$\int I_2 dt$ [A $_2$ s $\cdot$ 10 $_3$ ] @10ms, $T_{vj}$ max	$V_T/I_T$ [V/kA] @ $T_{vj}$ max	$V_{TO}$ [V] @ $T_{vj}$ max max	$r_T$ [m $\Omega$ ] @ $T_{vj}$ max max	$R_{thJC}$ [K/kW] @180 $^{\circ}$ el sin max
Ceramic discs up to 5500V														
T2563N80TOH PR	8000	550	120	90	130	Disc dia 172mm height 40mm / Ceramic	Light Triggered Phase Control Thyristor	2300/85	90000	40500	2.95/5.0	1.2	0.35	4.8
T2871N80TOH	8000	550	125	90	130	Disc dia 172mm height 35mm / Ceramic	Electrical Triggered Phase Control Thyristor	2620/85	90000	40500	2.95/5.0	1.27	0.336	4.5
T2563NH80TOH	8000	550	120	90	130	Disc dia 172mm height 40mm / Ceramic	Light Triggered Phase Control Thyristor	2300/85	90000	40500	2.95/5.0	1.2	0.35	4.8
T1901N80TOH	8000	550	125	63	91	Disc dia 150mm height 35mm / Ceramic	Electrical Triggered Phase Control Thyristor	2100/85	65000	21100	3.0/4.0	1.24	0.44	5.4
T2251N80TOH	8000	550	125	63	91	Disc dia 150mm height 26mm / Ceramic	Electrical Triggered Phase Control Thyristor	2260/85	65000	21100	3.0/4.0	1.24	0.44	4.8
T2251N70TOH	7000	550	125	63	91	Disc dia 150mm height 26mm / Ceramic	Electrical Triggered Phase Control Thyristor	2260/85	65000	21100	3.0/4.0	1.24	0.44	4.8
T1503N80TOH PR	8000	550	120	63	91	Disc dia 150mm height 40mm / Ceramic	Light Triggered Phase Control Thyristor	1770/85	55000	15125	3.00/4.0	1.24	0.44	6.3
T1503NH80TOH	8000	550	120	63	91	Disc dia 150mm height 40mm / Ceramic	Light Triggered Phase Control Thyristor	1770/85	55000	15125	3.00/4.0	1.24	0.44	6.3
T1503N75TOH	7500	550	120	63	91	Disc dia 150mm height 40mm / Ceramic	Light Triggered Phase Control Thyristor	1770/85	55000	15125	3.00/4.0	1.24	0.44	6.3
T1651N70TOH PR	7000	600	125	45	65	Disc dia 120mm height 35mm / Ceramic	Electrical Triggered Phase Control Thyristor	1670/85	50000	11500	2.65/3.0	1.22	0.49	7.5
T1851N70TOH	7000	600	125	45	65	Disc dia 120mm height 26mm / Ceramic	Electrical Triggered Phase Control Thyristor	1830/85	48000	11500	2.65/3.0	1.22	0.49	6.5
T1851N65TOH PR	6500	600	125	45	65	Disc dia 120mm height 26mm / Ceramic	Electrical Triggered Phase Control Thyristor	1830/85	48000	11500	2.65/3.0	1.22	0.49	6.5
T1851N60TOH	6000	600	125	45	65	Disc dia 120mm height 26mm / Ceramic	Electrical Triggered Phase Control Thyristor	1830/85	48000	11500	2.65/3.0	1.22	0.49	6.5
T1081N70TOH	7000	600	125	26	52	Disc dia 120mm height 26mm / Ceramic	Electrical Triggered Phase Control Thyristor	1300/85	34000	5780	2.7/2.0	1.18	0.759	8.6
T1081N65TOH	6500	600	125	26	52	Disc dia 120mm height 26mm / Ceramic	Electrical Triggered Phase Control Thyristor	1300/85	34000	5780	2.7/2.0	1.18	0.759	8.6
T1081N60TOH	6000	600	125	26	52	Disc dia 120mm height 26mm / Ceramic	Electrical Triggered Phase Control Thyristor	1300/85	34000	5780	2.7/2.0	1.18	0.759	8.6
T1620N65TOF PR	6500	1000	125	40	65	Disc dia 111mm height 26mm / Ceramic	Electrical Triggered Phase Control Thyristor	1613/85	32000	5120	3.3/4.5	1.35	0.43	8.1
T1060N65TOF PR	6500	1000	125	27	45	Disc dia 100mm height 26mm / Ceramic	Electrical Triggered Phase Control Thyristor	1053/85	22500	2530	2.43/1.5	1.35	0.72	11
T501N70TOH	7000	600	125	15	24	Disc dia 75mm height 26mm / Ceramic	Electrical Triggered Phase Control Thyristor	640/85	13000	845	2.65/1.0	1.3	1.35	17
T600N95TOH PR	9500	900	125	15	24	Disc dia 75mm height 26mm / Ceramic	Electrical Triggered Phase Control Thyristor	590/85	12800	820	2.7/1.0	1.25	1.4	19
T533N80TOH PR	8000	650	120	15	24	Disc dia 76mm height 35mm / Ceramic	Light Triggered Phase Control Thyristor	540/85	10500	550	2.75/1.0	1.26	1.47	20
T570N65TOF	6500	1000	125	13	23	Disc dia 76mm height 26mm / Ceramic	Electrical Triggered Phase Control Thyristor	540/85	10500	442	2.75/1.0	1.35	1.4	21
T280N65TOF	6500	1000	125	7	12	Disc dia 58mm height 27mm / Ceramic	Electrical Triggered Phase Control Thyristor	280/85	5800	115	2.75/0.5	1.35	2.8	43
T201N70TOH PR	7000	600	125	7	12	Disc dia 58mm height 26mm / Ceramic	Electrical Triggered Phase Control Thyristor	245/85	4200	88	3.4/0.5	1.29	4.22	40

# Welding diodes

Product	$V_{RRM}$ [V]	$T_{vj}$ [°C] max	Clamping force [kn] min	Clamping force [kn] max	Housing	Configuration	$I_{FAVM}/T_C$ [A/°C] @180° el sin	$I_{FSM}$ [A] @10ms, Tvj max	$\int I_2 dt$ [A <sub>2</sub> s · 10 <sub>3</sub> ] @10ms, Tvj max	$V_F/I_F$ [V/kA] @Tvj max	$V_{TO}$ [V] @Tvj max max	$r_T$ [mΩ] @Tvj max max	$R_{thJC}$ [K/kW] @180° el sin max
65DN06	600	180	55	80	Disc dia 65mm height 5mm	Rectifier diodes / Welding diodes	8470/98	95000	45000	0.99/4.5	0.7	0.03	4.7
56DN06B01	600	180	40	60	Disc dia 56mm height 5.0mm	Rectifier diodes / Welding diodes	8400/110	70000	24500	0.99/4.5	0.66	0.04	5.8
46DN06	600	180	30	45	Disc dia 46mm height 4.0mm	Rectifier diodes / Welding diodes	5100/118	52000	13500	0.99/4.5	0.7	0.05	9.35
38DN06	600	180	20	30	Disc dia 38mm height 4.,0mm	Rectifier diodes / Welding diodes	3885/120	32300	5200	0.99/4.5	0.66	0.06	12.4

# Fast Rectifier diodes

Product	$V_{RRM}$ [V]	$T_{vj}$ [°C] max	Clamping force [kn] min	Clamping force [kn] max	Housing	Configuration	$I_{FAVM}/T_C$ [A/°C] @180° el sin	$I_{FSM}$ [A] @10ms, Tvj max	$\int I_2 dt$ [A <sub>r</sub> s · 10 <sub>3</sub> ] @10ms, Tvj max	$V_F/I_F$ [V/kA] @Tvj max	$V_{T0}$ [V] @Tvj max max	$r_T$ [mΩ] @Tvj max max	$I_{RM}$ [A] @IF = IFAVM, di/ dt = 50 A/μs max	$R_{thJC}$ [K/kW] @180° el sin max
<b>Fast Rectifier diodes up to 1400V</b>														
D650S14T QR	1400	150	6	14.5	Disc dia 58mm height 26mm / Ceramic	Fast Rectifier diodes	650/96	10100	510	2.25/2.7	122	48	-	39
D650S14T	1400	150	6	14.5	Disc dia 58mm height 26mm / Ceramic	Fast Rectifier diodes	650/96	10100	510	2.25/2.7	122	48	-	39
D650S12T	1200	150	6	14.5	Disc dia 58mm height 26mm / Ceramic	Fast Rectifier diodes	650/96	10100	510	2.25/2.7	122	48	-	48
<b>Fast Rectifier diodes up to 2600V</b>														
D690S26T	2600	150	10	24	Disc dia 58mm height 26mm / Ceramic	Fast Rectifier diodes	690/100	11500	661	2.7/3.0	230	39	-	12.5
D690S24T	2400	150	10	24	Disc dia 58mm height 26mm / Ceramic	Fast Rectifier diodes	690/100	11500	661	2.7/3.0	230	39	-	40
D690S22T	2200	150	10	24	Disc dia 58mm height 26mm / Ceramic	Fast Rectifier diodes	690/100	11500	661	2.7/3.0	230	39	-	18
D690S20T	2000	150	10	24	Disc dia 58mm height 26mm / Ceramic	Fast Rectifier diodes	690/100	11500	661	3.7/3.0	230	39	-	18
D450S20T	2000	150	3.2	7.6	Disc dia 42mm height 14mm / Ceramic	Fast Rectifier diodes	443/100	4600	106	2.25/1.2	160	57	-	48
D450S16T	1600	150	3.2	7.6	Disc dia 42mm height 14mm / Ceramic	Fast Rectifier diodes	443/100	4600	106	2.25/1.2	160	57	-	57
<b>Fast Rectifier diodes up to 6000V</b>														
D371S45T	4500	125	10	16	Disc dia 58mm height 26mm / Ceramic	Fast Rectifier diodes	330/85	6000	180	3.9/1.2	500	18	-	48
D291S45T	4500	125	9	13	Disc dia 58mm height 26mm / Ceramic	Fast Rectifier diodes	290/85	4500	100	4.15/1.2	500	40	-	57
<b>GTO - Freewheeling Diodes</b>														
D1461S45T	4500	140	27	45	Disc dia 100mm height 26mm / Ceramic	GTO - Freewheeling Diodes	1460/85	28000	5120	2.5/2.5	840	12.5	-	18
D1381S45T	4500	140	27	35	Disc dia 100mm height 26mm / Ceramic	GTO - Freewheeling Diodes	1380/85	28000	5120	2.6/2.5	700	12.5	-	39
D921S45T	4500	140	27	45	Disc dia 100mm height 26mm / Ceramic	GTO - Freewheeling Diodes	1380/85	28000	2650	2.6/2.5	800	12.5	-	39
D1251S45T	4500	140	15	36	Disc dia 76mm height 14mm / Ceramic	GTO - Freewheeling Diodes	1310/85	18000	1620	2.5/2.5	800	14	-	14
D721S45T	4500	125	15	36	Disc dia 75mm height 26mm / Ceramic	GTO - Freewheeling Diodes	720/85	15000	1300	3.5/2.5	600	18	-	12.5
D721S35T VF	3500	125	15	36	Disc dia 75mm height 26mm / Ceramic	GTO - Freewheeling Diodes	720/85	15000	1300	3.5/2.5	600	18	-	12.5



# IGCT / IGBT freewheeling diodes

Product	V <sub>RRM</sub> [V]	T <sub>vj</sub> [°C] max	Clamping force [kn] min	Clamping force [kn] max	Configuration	Housing	V <sub>R(D)</sub> [kV] @TC = 25°	I <sub>FAVM</sub> /T <sub>C</sub> [A/°C] @180° el sin	I <sub>FSM</sub> [A] @10ms, Tvj max	I <sub>AV</sub> [A] @10ms, Tvj max	V <sub>F</sub> /I <sub>F</sub> [V/kA] @Tvj max	V <sub>TO</sub> [V] @Tvj max	r <sub>T</sub> [mΩ] @Tvj max	Q <sub>r</sub> [mAs] @di/dt = 1000 A/μs, IFM = 2.5 kA, Tvj max max	I <sub>RM</sub> [A] @di/dt = 1000 A/μs, IFM = 2.5 kA, Tvj max max	R <sub>thJC</sub> [K/kW] @ DC max
D4600U45X172	4500	140	50	130	IGCT/IGBT - Freewheeling Diodes	Disc dia 172 mm height 26mm / Ceramic	2.8	4780/55	80000	32000	2.0/2.5	1.25	0.3	13	5500	3.3
D2700U45X122	4500	140	50	100	IGCT/IGBT - Freewheeling Diodes	Disc dia 120mm height 26mm / Ceramic	2.8	2900/55	48000	11500	2.5/2.5	1.38	0.447	9.5	4200	5.6
D1600U45X122	4500	140	36	65	IGCT/IGBT - Freewheeling Diodes	Disc dia 120mm height 26mm / Ceramic	2.8	1680/55	28000	3920	4.3/2.5	1.8	0.994	6	3600	7.5
D1961SH45T	4500	140	36	52	IGCT/IGBT - Freewheeling Diodes	Disc dia 120mm height 26mm / Ceramic	2.8	1830/85	40000	8000	2.5/2.5	1.25	0.5	12	2250	7.5
D1331SH45T	4500	140	36	52	IGCT/IGBT - Freewheeling Diodes	Disc dia 120mm height 26mm / Ceramic	2.8	1310/85	28000	3920	5.6/2.5	1.83	0.948	3.5	1500	7.5
D1031SH45T	4500	140	27	45	IGCT/IGBT - Freewheeling Diodes	Disc dia 100mm height 26mm / Ceramic	2.8	1120/85	23000	2645	4.2/2.5	1.78	0.968	3.5	1500	10
D1131SH65T	6500	140	36	52	IGCT/IGBT - Freewheeling Diodes	Disc dia 120mm height 26mm / Ceramic	3.2	1100/85	22000	2420	4,2/2,5	2.19	1.364	3.5	1200	7.5
D931SH65T	6500	140	27	45	IGCT/IGBT - Freewheeling Diodes	Disc dia 100mm height 26mm / Ceramic	3.2	940/85	16000	1280	5.6/2.5	1.99	1.44	3.5	1300	11.1

# Rectifier diodes

Product	V <sub>RRM</sub> [V]	T <sub>vj</sub> [°C] max	Clamping force [kn] min	Clamping force [kn] max	Housing	Configuration	I <sub>FAVM</sub> /T <sub>C</sub> [A/°C] @180° el sin	I <sub>FSM</sub> [A] @10ms, Tvj max	∫I <sub>2</sub> dt [A <sub>2</sub> s · 10 <sub>3</sub> ] @10ms, Tvj max	V <sub>F</sub> /I <sub>F</sub> [V/kA] @ Tvj max	V <sub>TO</sub> [V] @Tvj max max	r <sub>T</sub> [mΩ] @Tvj max max	R <sub>thJC</sub> [K/kW] @180° el sin max
<b>Ceramic discs up to 800V</b>													
D8320N06T VF	600	180	40	80	Disc dia 100mm height 26mm / Ceramic	Rectifier diodes	8320/56	95000	45000	0.94/10.0	0.7	0.02	12.5
D8320N04T VF	400	180	40	80	Disc dia 100mm height 26mm / Ceramic	Rectifier diodes	8320/56	95000	45000	0.94/10.0	0.7	0.02	12.5
D8320N02T VF	200	180	40	80	Disc dia 100mm height 26mm / Ceramic	Rectifier diodes	8320/56	95000	45000	0.94/10.0	0.7	0.02	12.5
D5810N06T VF	600	180	30	60	Disc dia 75mm height 26mm / Ceramic	Rectifier diodes	5800/58	70000	24500	1.47/18.0	0.7	0.04	17
D5810N04T VF	400	180	30	60	Disc dia 75mm height 26mm / Ceramic	Rectifier diodes	5800/58	70000	24500	1.47/18.0	0.7	0.04	17
D5810N02T VF	200	180	30	60	Disc dia 75mm height 26mm / Ceramic	Rectifier diodes	5800/58	70000	24500	1.47/18.0	0.7	0.04	17
D970N08T	800	180	3.9	7.6	Disc dia 42mm height 14mm / Ceramic	Rectifier diodes	972/100	8800	387	1.45/2.3	0.7	0.31	57
D970N06T	600	180	3.9	7.6	Disc dia 42mm height 14mm / Ceramic	Rectifier diodes	972/100	8800	387	1.45/2.3	0.7	0.31	57
D970N04T	400	180	3.9	7.6	Disc dia 42mm height 14mm / Ceramic	Rectifier diodes	972/100	8800	387	1.45/2.3	0.7	0.31	57
D970N02T	200	180	3.9	7.6	Disc dia 42mm height 14mm / Ceramic	Rectifier diodes	972/100	8800	387	1.45/2.3	0.7	0.31	57
D2450N07T	700	180	12	24	Disc dia 58mm height 14mm / Ceramic	Rectifier diodes	2452/100	4000	4061	1.5/7.7	0.7	0.1	25.3
D2450N06T	600	180	12	24	Disc dia 58mm height 14mm / Ceramic	Rectifier diodes	2452/100	4000	4061	1.5/7.7	0.7	0.1	25.3
D2450N04T	400	180	12	24	Disc dia 58mm height 14mm / Ceramic	Rectifier diodes	2452/100	4000	4061	1.5/7.7	0.7	0.1	25.3
D2450N02T	200	180	12	24	Disc dia 58mm height 14mm / Ceramic	Rectifier diodes	2452/100	4000	4061	1.5/7.7	0.7	0.1	25.3
D650N08T	800	180	2.6	4.6	Disc dia 42mm height 14mm / Ceramic	Rectifier diodes	651/100	510	130	1.44/1.35	0.7	0.51	81
D650N06T	600	180	2.6	4.6	Disc dia 42mm height 14mm / Ceramic	Rectifier diodes	651/100	510	130	1.44/1.35	0.7	0.51	81
D650N04T	400	180	2.6	4.6	Disc dia 42mm height 14mm / Ceramic	Rectifier diodes	651/100	510	130	1.44/1.35	0.7	0.51	81
D650N02T	200	180	2.6	4.6	Disc dia 42mm height 14mm / Ceramic	Rectifier diodes	651/100	510	130	1.44/1.35	0.7	0.51	81
<b>Ceramic discs up to 1800V</b>													
D1050N18T	1800	180	10	24	Disc dia 58mm height 26mm / Ceramic	Rectifier diodes	1050/130	18500	1710	1.76/5.0	0.81	0.17	38
D1050N16T	1600	180	10	24	Disc dia 58mm height 26mm / Ceramic	Rectifier diodes	1050/130	18500	1710	1.76/5.0	0.81	0.17	38
D1050N14T	1400	180	10	24	Disc dia 58mm height 26mm / Ceramic	Rectifier diodes	1050/130	18500	1710	1.76/5.0	0.81	0.17	38
D1050N12T	1200	180	10	24	Disc dia 58mm height 26mm / Ceramic	Rectifier diodes	1050/130	18500	1710	1.76/5.0	0.81	0.17	38
D1230N18T	1800	180	6	15	Disc dia 48mm height 14mm / Ceramic	Rectifier diodes	1234/100	11800	696	1.77/3.2	0.81	0.28	39
D1230N16T	1600	180	6	15	Disc dia 48mm height 14mm / Ceramic	Rectifier diodes	1234/100	11800	696	1.77/3.2	0.81	0.28	39
D1230N14T	1400	180	6	15	Disc dia 48mm height 14mm / Ceramic	Rectifier diodes	1234/100	11800	696	1.77/3.2	0.81	0.28	39
D1230N12T	1200	180	6	15	Disc dia 48mm height 14mm / Ceramic	Rectifier diodes	1234/100	11800	696	1.77/3.2	0.81	0.28	39

Product	$V_{RRM}$ [V]	$T_{vj}$ [°C] max	Clamping force [kn] min	Clamping force [kn] max	Housing	Configuration	$I_{FAVM}/T_c$ [A/°C] @180° el sin	$I_{FSM}$ [A] @10ms, Tvj max	$\int I_2 dt$ [A <sub>2</sub> s · 10 <sub>3</sub> ] @10ms, Tvj max	$V_F/I_F$ [V/kA] @ Tvj max	$V_{TO}$ [V] @Tvj max max	$r_T$ [mΩ] @Tvj max max	$R_{thJC}$ [K/kW] @180° el sin max
Ceramic discs up to 3000V													
D4201N22T	2200	160	36	52	Disc dia 120mm height 35mm / Ceramic	Rectifier diodes	4830/100	73500	27000	0.94/4.0	0.67	0.08	9.2
D4201N20T	2000	160	36	52	Disc dia 120mm height 35mm / Ceramic	Rectifier diodes	4830/100	73500	27000	0.94/4.0	0.67	0.08	9.2
D4810N28T VF	2800	160	42	95	Disc dia 111mm height 26mm / Ceramic	Rectifier diodes	4810/100	60000	18000	1.45/10.0	0.83	0.06	8
D4810N24T VF	2400	160	42	95	Disc dia 111mm height 26mm / Ceramic	Rectifier diodes	4810/100	60000	18000	1.45/10.0	0.83	0.06	8
D4810N22T VF	2200	160	42	95	Disc dia 111mm height 26mm / Ceramic	Rectifier diodes	4810/100	60000	18000	1.45/10.0	0.83	0.06	8
D4810N20T VF	2000	160	42	95	Disc dia 111mm height 26mm / Ceramic	Rectifier diodes	4810/100	60000	18000	1.45/10.0	0.83	0.06	8
D2650N24T VF	2400	180	24	60	Disc dia 75mm height 26mm / Ceramic	Rectifier diodes	3520 / 100	41000	5611	2.25/9.0	0.82	0.15	16.9
D2200N24T VF	2400	160	24	60	Disc dia 75mm height 26mm / Ceramic	Rectifier diodes	2200/100	35000	6125	1.17/2.5	0.83	0.15	17
D2520N22T VF	2200	175	15	24	Disc dia 76mm height 26mm / Ceramic	Rectifier diodes	2520/100	35000	6125	1.57/10.2	0.73	0.1	22
D2200N22T VF	2200	160	24	60	Disc dia 74mm height 26mm / Ceramic	Rectifier diodes	2200/100	35000	6125	1.17/2.5	0.83	0.15	17
D2200N20T VF	2000	160	24	60	Disc dia 74mm height 26mm / Ceramic	Rectifier diodes	2200/100	35000	6125	1.17/2.5	0.83	0.15	17
D1030N26T	2600	160	10	24	Disc dia 58mm height 26mm / Ceramic	Rectifier diodes	1030/100	14500	1051	2.05/4.0	0.82	0.28	38
D1030N24T	2400	160	10	24	Disc dia 58mm height 26mm / Ceramic	Rectifier diodes	1030/100	14500	1051	2.05/4.0	0.82	0.28	38
D1030N22T	2200	160	10	24	Disc dia 58mm height 26mm / Ceramic	Rectifier diodes	1030/100	14500	1051	2.05/4.0	0.82	0.28	38
D950N22T	2200	180	6	12	Disc dia 42mm height 14mm / Ceramic	Rectifier diodes	950/100	10250	525	2.1/2.8	0.7	0.5	45
D950N18T	1800	180	6	12	Disc dia 42mm height 14mm / Ceramic	Rectifier diodes	950/100	10250	525	2.1/2.8	0.7	0.5	45
D820N28T	2800	160	6	15	Disc dia 48mm height 14mm / Ceramic	Rectifier diodes	818/100	9000	405	2.15/2.4	0.83	0.52	39
D820N26T	2600	160	6	15	Disc dia 48mm height 14mm / Ceramic	Rectifier diodes	818/100	9000	405	2.15/2.4	0.83	0.52	39
D820N24T	2400	160	6	15	Disc dia 48mm height 14mm / Ceramic	Rectifier diodes	818/100	9000	405	2.15/2.4	0.83	0.52	39
D820N22T	2200	160	6	15	Disc dia 48mm height 14mm / Ceramic	Rectifier diodes	818/100	9000	405	2.15/2.4	0.83	0.52	39
D820N20T	2000	160	6	15	Disc dia 48mm height 14mm / Ceramic	Rectifier diodes	818/100	9000	405	2.15/2.4	0.83	0.52	39
D770N20T	2000	180	3.2	7.6	Disc dia 42mm height 14mm / Ceramic	Rectifier diodes	767/100	6000	180	1.76/1.6	0.81	0.54	57
D770N18T	1800	180	3.2	7.6	Disc dia 42mm height 14mm / Ceramic	Rectifier diodes	767/100	6000	180	1.76/1.6	0.81	0.54	57
D770N16T	1600	180	3.2	7.6	Disc dia 42mm height 14mm / Ceramic	Rectifier diodes	767/100	6000	180	1.76/1.6	0.81	0.54	57
D770N14T	1400	180	3.2	7.6	Disc dia 42mm height 14mm / Ceramic	Rectifier diodes	767/100	6000	180	1.76/1.6	0.81	0.54	57
D770N12T	1200	180	3.2	7.6	Disc dia 42mm height 14mm / Ceramic	Rectifier diodes	767/100	6000	180	1.76/1.6	0.81	0.54	57

# Rectifier diodes

Product	$V_{RRM}$ [V]	$T_{vj}$ [°C] max	Clamping force [kn] min	Clamping force [kn] max	Housing	Configuration	$I_{FAVM}/T_C$ [A/°C] @180° el sin	$I_{FSM}$ [A] @10ms, $T_{vj}$ max	$\int I_2 dt$ [A <sub>25</sub> · 10 <sub>3</sub> ] @10ms, $T_{vj}$ max	$V_F/I_F$ [V/kA] @ $T_{vj}$ max	$V_{TO}$ [V] @ $T_{vj}$ max max	$r_T$ [mΩ] @ $T_{vj}$ max max	$R_{thJC}$ [K/kW] @180° el sin max
Ceramic discs up to 5000V													
D6001N50T	5000	160	63	91	Disc dia 150mm height 26mm / Ceramic	Rectifier diodes	6070/100	110000	60500	1.15/6.0	0.8	0.09	4.6
D3501N42T	4200	160	36	52	Disc dia 120mm height 35mm / Ceramic	Rectifier diodes	3690/100	56000	15700	1.2/4.0	0.73	0.13	9.2
D3501N40T PR	4000	160	36	52	Disc dia 120mm height 35mm / Ceramic	Rectifier diodes	3690/100	56000	15700	1.2/4.0	0.73	0.13	9.2
D3501N36T	3600	160	36	52	Disc dia 120mm height 35mm / Ceramic	Rectifier diodes	3690/100	56000	15700	1.2/4.0	0.73	0.13	9.2
D2201N45T	4500	140	27	45	Disc dia 100mm height 26mm / Ceramic	Rectifier diodes	2320/100	38000	7220	1.17/2.5	0.69	0.206	11.2
D1800N48T VF	4800	160	24	60	Disc dia 75mm height 26mm / Ceramic	Rectifier diodes	1800/100	27500	3781	2.82/7.4	0.85	0.25	16.9
D1800N46T VF	4600	160	24	60	Disc dia 75mm height 26mm / Ceramic	Rectifier diodes	1800/100	27500	3781	2.82/7.4	0.85	0.25	16.9
D1800N44T VF	4400	160	24	60	Disc dia 75mm height 26mm / Ceramic	Rectifier diodes	1800/100	27500	3781	2.82/7.4	0.85	0.25	16.9
D1800N43T VF	4300	160	24	60	Disc dia 75mm height 26mm / Ceramic	Rectifier diodes	1800/100	27500	3781	2.82/7.4	0.85	0.25	16.9
D1800N42T VF	4200	160	24	60	Disc dia 75mm height 26mm / Ceramic	Rectifier diodes	1800/100	27500	3781	2.82/7.4	0.85	0.25	16.9
D1800N40T VF	4000	160	24	60	Disc dia 75mm height 26mm / Ceramic	Rectifier diodes	1800/100	27500	3781	2.82/7.4	0.85	0.25	16.9
D1800N36T VF	3600	160	24	60	Disc dia 75mm height 26mm / Ceramic	Rectifier diodes	1800/100	27500	3781	2.82/7.4	0.85	0.25	16.9
D850N40T	4000	160	10	24	Disc dia 58mm height 26mm / Ceramic	Rectifier diodes	850/100	12800	819	2.62/3.5	0.84	0.49	38
D850N36T	3600	160	10	24	Disc dia 58mm height 26mm / Ceramic	Rectifier diodes	850/100	12800	819	2.62/3.5	0.84	0.49	38
D850N34T	3400	160	10	24	Disc dia 58mm height 26mm / Ceramic	Rectifier diodes	850/100	12800	819	2.62/3.5	0.84	0.49	38
D850N32T	3200	160	10	24	Disc dia 58mm height 26mm / Ceramic	Rectifier diodes	850/100	12800	819	2.62/3.5	0.84	0.49	38
D850N30T	3000	160	10	24	Disc dia 58mm height 26mm / Ceramic	Rectifier diodes	850/100	12800	819	2.62/3.5	0.84	0.49	38
D850N28T	2800	160	10	24	Disc dia 58mm height 26mm / Ceramic	Rectifier diodes	850/100	12800	819	2.62/3.5	0.84	0.49	38
D740N48T	4800	160	10	24	Disc dia 58mm height 26mm / Ceramic	Rectifier diodes	750/100	11000	605	2.94/3.0	0.85	0.65	39
D740N46T	4600	160	10	24	Disc dia 58mm height 26mm / Ceramic	Rectifier diodes	750/100	11000	605	2.94/3.0	0.85	0.65	39
D740N44T	4400	160	10	24	Disc dia 58mm height 26mm / Ceramic	Rectifier diodes	750/100	11000	605	2.94/3.0	0.85	0.65	39
D740N42T	4200	160	10	24	Disc dia 58mm height 26mm / Ceramic	Rectifier diodes	750/100	11000	605	2.94/3.0	0.85	0.65	39
D740N40T	4000	160	10	24	Disc dia 58mm height 26mm / Ceramic	Rectifier diodes	750/100	11000	605	2.94/3.0	0.85	0.65	39
D740N36T	3600	160	10	24	Disc dia 58mm height 26mm / Ceramic	Rectifier diodes	750/100	11000	605	2.94/3.0	0.85	0.65	39
D270N36T	3600	150	3.2	7.6	Disc dia 58mm height 26mm / Ceramic	Rectifier diodes	270/100	4000	80	2.6/1.05	0.86	1.54	98

Product	$V_{RRM}$ [V]	$T_{vj}$ [°C] max	Clamping force [kn] min	Clamping force [kn] max	Housing	Configuration	$I_{FAVM}/T_c$ [A/°C] @180° el sin	$I_{FSM}$ [A] @10ms, Tvj max	$\int I_2 dt$ [A <sub>2</sub> s · 10 <sub>3</sub> ] @10ms, Tvj max	$V_F/I_F$ [V/kA] @ Tvj max	$V_{TO}$ [V] @Tvj max max	$r_T$ [mΩ] @Tvj max max	$R_{thJC}$ [K/kW] @180° el sin max
Ceramic discs up to 10000V													
D3041N68T	6800	160	36	52	Disc dia 120mm height 26mm / Ceramic	Rectifier diodes	3040/100	53000	14040	1.7/4.0	0.84	0.22	8.55
D3001N68T	6800	160	36	52	Disc dia 120mm height 35mm / Ceramic	Rectifier diodes	2900/100	53000	14040	1.8/4.0	0.84	0.22	9.2
D3041N65T	6500	160	36	52	Disc dia 120mm height 26mm / Ceramic	Rectifier diodes	3040/100	53000	14040	1.7/4.0	0.84	0.22	8.55
D3041N58T	5800	160	36	52	Disc dia 120mm height 26mm / Ceramic	Rectifier diodes	3040/100	53000	14040	1.7/4.0	0.84	0.22	8.55
D3001N58T	5800	160	36	52	Disc dia 120mm height 35mm / Ceramic	Rectifier diodes	2900/100	53000	14040	1.8/4.0	0.84	0.22	9.2
D2601N90T	9000	160	36	52	Disc dia 120mm height 26mm / Ceramic	Rectifier diodes	2240/100	50000	12500	2.6/4.0	0.94	0.41	8.55
D2601N85T	8500	160	36	52	Disc dia 120mm height 26mm / Ceramic	Rectifier diodes	2240/100	50000	12500	2.6/4.0	0.94	0.41	8.55
D1721NH90T	9000	140	36	52	Disc dia 120mm height 26mm / Ceramic	Pulse Power Diode	1670/85	35000	5780	3.5/4.0	1.36	0.65	7.5
D1481N68T VF	6800	160	15	36	Disc dia 75mm height 26mm / Ceramic	Rectifier diodes	1650/100	24500	3000	1.8/2.5	0.75	0.42	15.8
D1481N62T	6200	160	15	36	Disc dia 75mm height 26mm / Ceramic	Rectifier diodes	1650/100	24500	3000	1.8/2.5	0.75	0.42	15.8
D2601NH90T	9000	160	36	52	Disc dia 120mm height 26mm / Ceramic	Pulse Power Diode	1440/85	22000	12500	2.6/4.0	0.94	0.41	8.55
D471N90T	9000	160	10	16	Disc dia 58mm height 26mm / Ceramic	Rectifier diodes	565/100	10000	500	3.0/1.2	1.04	1.78	31.5
D471N85T	8500	160	10	16	Disc dia 58mm height 26mm / Ceramic	Rectifier diodes	565/100	10000	500	3.0/1.2	1.04	1.78	31.5
D471N80T	8000	160	10	16	Disc dia 58mm height 26mm / Ceramic	Rectifier diodes	565/100	10000	500	3.0/1.2	1.04	1.78	31.5
D711N68T	6800	160	10	16	Disc dia 58mm height 26mm / Ceramic	Rectifier diodes	790/100	10500	550	1.77/1.2	0.84	0.87	31.5
D711N65T	6500	160	10	16	Disc dia 58mm height 26mm / Ceramic	Rectifier diodes	790/100	10500	550	1.77/1.2	0.84	0.87	31.5
D711N60T	6000	160	10	16	Disc dia 58mm height 26mm / Ceramic	Rectifier diodes	790/100	10500	550	1.77/1.2	0.84	0.87	31.5

# Accessories

## Clamping Units for Discs

Product	Clamping force [kn] max	Disc diameter [mm]	Disc height [mm]	Creeping distance [mm] min
V100-35.200N	20	75	26	26
V89-26.400N	40	75	26	26
V89-26.300N	30	75	26	26
V89-26.170N	17	75	26	26
V72-26.150M	15	75	26	23
V72-26.120M	12	58	26	23
V72-26.80M	8	58	26	23
V72-14.150M	15	58	14	11
V61-14.80M	8	48	14	11
V61-14.80N	8	48	14	11
V50-14.60M	6	42	14	11
V50-14.60N	6	42	14	11
V50-14.45M	4.5	42	14	11
V50-14.45N	4.5	42	14	11

## Gate Leads

Product	Product Group	For disc outline	Connector
GATELEAD MEDIUM POWER	Gateleads for Discs	T42.14K0, T48.14K0, T58.14K0, T58.26K0, T75.26K0, T100.26K0, T111.26K0	4.8 x 0.5/2.8 x 0.5
GATELEAD HIGH POWER	Gateleads for Discs	T120.26K, T120.35K, T150.26K, T150.35K, T172.26K	6.3 x 0.8/4.8 x 0.8

## Laser Diode & Light Fiber for LTT

Product	Product Group	For housing
LASER DIODE SPL-PL90 A	Laserdiode for LTT	T76.35L, T150.40L, T172.40L
LIGHT FIBER LWL R10-LR87	Light Fiber for LTT	T150.40L, T172.40L
LIGHT FIBER LWL R10-LR50	Light Fiber for LTT	T76.35L





Thyristor / Diode modules

## Infineon<sup>®</sup> Eco & Power Block

We offer a broad range of Power Block modules which are designed and assembled in pressure contact technology for highest reliability. The modules contain thyristor and diode pellets in a voltage range of 1600 V to 4400 V and a current range of 60 A up to 1100 A.

Many Power Block modules are also available with pre-applied silicone-free Thermal Interface Material (TIM). The optimized pattern of this reversible phase change material results in a stable thermal performance over life time which increases reliability and lifetime of your system.

With the release of the 34 mm and 50 mm Eco Block modules in solder bond technology Infineon Technologies Bipolar complemented the existing product portfolio of bipolar modules. Solder bond modules are ideal for applications where the high robustness of pressure contact technology is not necessarily a must.

## Infineon<sup>®</sup> Power Start

Main benefit of the new design concept in comparison to existing soft starter solutions is one slim foot-print (55 mm) fitting all current classes which allows contactor compatible designs (LxWxH 134x55x100 mm).

Power Start provides integrated heatsink and can be mounted without thermal grease. By using double side cooling, these modules can withstand overload currents up to 2200 A for a 21s duration of overload which gives best Power to Price Ratio.



# Thyristor Soft Starter Modules

Product	$V_{DRM} / V_{RRM}$ [V]	$I_{\text{overload}} \text{ W1C (for 21s)}^2$ [A]	$I_{TSM} @ 10\text{ms},$ $@ T_j = 125^\circ\text{C}$ [A]	$V_{(TO)} @ T_j = 125^\circ\text{C}$ [V]	$r_f @ T_j = 125^\circ\text{C}$ [m $\Omega$ ]	$R_{thJA} 180^\circ\text{sin}$ per chip [K/W]	$T_{vj} \text{ max (for 21s) } [^\circ\text{C}]$	Housing
sTT800N16P55	1600	800	5400	0.9	0.83	0.203	155	length 134 mm, width 55 mm, height 100 mm
sTT1400N16P55	1600	1300	9000	0.9	0.49	0.123	155	length 134 mm, width 55 mm, height 100 mm
sTT1900N16P55	1600	1900	14000	0.9	0.28	0.087	155	length 134 mm, width 55 mm, height 100 mm
sTT2200N16P55	1600	2180	17500	0.9	0.24	0.084	155	length 134 mm, width 55 mm, height 100 mm

<sup>2</sup> W1C; sin 180°;  $t_{\text{overload}} = 21\text{s}$ ;  $T_{vj\text{max}} = 155^\circ\text{C}$ ;  $T_{vj\text{start}} = 40^\circ\text{C}$

# Thyristor / diode modules

Product	$V_{DRM} / V_{RRM}$ [V]	$T_{vj}$ [°C] max	Housing	Configuration	$I_{FAVM} / T_c / I_{TAVM} / T_c$ [A/°C] @180° el sin	$I_{FSM} / I_{TSM}$ [A] @10ms, Tvj max	$\int I_t dt$ [A <sub>2</sub> s · 10 <sub>3</sub> ] @10ms, Tvj max	$V_{TO}$ [V] @Tvj max max	$r_T$ [mΩ] @Tvj max max	$(di_T/dt)_{cr}$ [A/μs] @DIN IEC 747-6	$R_{thJC}$ [K/W] @180° el sin max
<b>Thyristor Modules - Baseplate = 20 mm - Pressure contact</b>											
TT61N16KOF	1600	125	Power Block 20 mm	SCR / SCR Phase Control	104/85	1800	9.8	0.8	3.4	150	0.52
TT92N16KOF	1600	130	Power Block 20 mm	SCR / SCR Phase Control	92/85	1800	16.2	0.85	2.15	150	0.37
TT61N14KOF	1400	125	Power Block 20 mm	SCR / SCR Phase Control	104/85	1800	9.8	0.8	3.4	150	0.52
TT104N14KOF	1400	130	Power Block 20 mm	SCR / SCR Phase Control	92/85	1800	16.2	0.85	2.15	150	0.37
TT104N12KOF	1200	130	Power Block 20 mm	SCR / SCR Phase Control	92/85	1800	16.2	0.85	2.15	150	0.37
TT92N14KOF	1400	130	Power Block 20 mm	SCR / SCR Phase Control	60/85	1400	16.2	0.85	2.15	150	0.37
TT61N12KOF	1200	125	Power Block 20 mm	SCR / SCR Phase Control	60/85	1400	9.8	0.8	3.4	150	0.52
TT92N12KOF	1200	130	Power Block 20 mm	SCR / SCR Phase Control	60/85	1400	16.2	0.85	2.15	150	0.37
<b>Thyristor Modules - Baseplate = 20 mm - Solder solder</b>											
TT120N16SOF	1600	130	Eco Block 20 mm	SCR / SCR Phase Control	119/85	1900	18.05	0.9	3.35	140	0.2
TT60N16SOFB01	1600	130	Eco Block 20 mm	SCR / SCR Phase Control		1200	7.2	1	4.8	140	0.49
TT60N16SOF	1600	130	Eco Block 20 mm	SCR / SCR Phase Control	55/85	1200	7.2	1	4.8	140	0.49
TT120N16SOFB01	1600	130	Eco Block 20 mm	SCR / SCR Phase Control			18.05	0.9	3.35	140	0.2
<b>Thyristor Modules - Baseplate = 34 mm - Pressure contact</b>											
TT162N16KOF	1600	125	Power Block 34 mm	SCR / SCR Phase Control	162/85	4400	97	0.85	0.95	150	0.2
TT162N14KOF	1400	125	Power Block 34 mm	SCR / SCR Phase Control	162/85	4400	97	0.85	0.95	150	0.2
TT162N12KOF	1200	125	Power Block 34 mm	SCR / SCR Phase Control	162/85	4400	97	0.85	0.95	150	0.2
TT142N16KOF	1600	125	Power Block 34 mm	SCR / SCR Phase Control	142/85	4100	84	0.9	1.1	150	0.22
TT180N16KOF	1600	130	Power Block 34 mm	SCR / SCR Phase Control	180/85	4100	84	0.85	0.9	150	0.2
TT142N14KOF	1400	125	Power Block 34 mm	SCR / SCR Phase Control	142/85	4100	84	0.9	1.1	150	0.22
TT142N12KOF	1200	125	Power Block 34 mm	SCR / SCR Phase Control	142/85	4100	84	0.9	1.1	150	0.22
TT180N12KOF	1200	130	Power Block 34 mm	SCR / SCR Phase Control	180/85	4100	84	0.85	0.9	150	0.2
TT140N22KOF	2200	125	Power Block 34 mm	SCR / SCR Phase Control	140/85	3200	51.2	0.9	1.75	150	0.19
TT140N18KOF	1800	125	Power Block 34 mm	SCR / SCR Phase Control	140/85	3200	51.2	0.9	1.75	150	0.19
TT122N22KOF	2200	125	Power Block 34 mm	SCR / SCR Phase Control	122/85	2950	43.5	1	2.15	100	0.2
TT122N18KOF	1800	125	Power Block 34 mm	SCR / SCR Phase Control	122/85	2950	43.5	1	2.15	100	0.2

# Thyristor / diode modules

Product	$V_{DRM} / V_{RRM}$ [V]	$T_{vj}$ [°C] max	Housing	Configuration	$I_{FAVM} / T_c / I_{TAVM} / T_c$ [A/°C] @180° el sin	$I_{FSM} / I_{TSM}$ [A] @10ms, Tvj max	$\int i_2 dt$ [A <sub>2</sub> s · 10 <sub>3</sub> ] @10ms, Tvj max	$V_{TO}$ [V] @Tvj max max	$r_T$ [mΩ] @Tvj max max	$(di_T/dt)_{cr}$ [A/μs] @DIN IEC 747-6	$R_{thJC}$ [K/W] @180° el sin max
<b>Thyristor Modules - Baseplate = 34 mm - Solder bond</b>											
TT160N18SOF	1800	125	Eco Block 34 mm	SCR / SCR Phase Control	160/85	5200	101.3	1.1	0.99	100	0.165
TT190N18SOF	1800	125	Eco Block 34 mm	SCR / SCR Phase Control	190/85	5200	101.3	0.85	0.9	100	0.165
TT160N16SOF	1600	125	Eco Block 34 mm	SCR / SCR Phase Control	160/85	5200	101.3	1.1	0.99	100	0.145
TT190N16SOF	1600	125	Eco Block 34 mm	SCR / SCR Phase Control	190/85	5200	101.3	0.85	0.9	100	0.145
TT175N16SOF	1600	125	Eco Block 34 mm	SCR / SCR Phase Control	175/85	5000	125	0.83	1.3	200	0.164
TT140N16SOF	1600	125	Eco Block 34 mm	SCR / SCR Phase Control	140/85	4000	80	1	1.6	200	0.19
<b>Thyristor Modules - Baseplate = 50 mm - Pressure contact</b>											
TT270N16KOF	1600	125	Power Block 50 mm	SCR / SCR Phase Control	270/92	9000	400	0.8	0.58	250	0.12
TT305N16KOF	1600	130	Power Block 50 mm	SCR / SCR Phase Control	305/85	9000	551	0.8	0.58	250	0.12
TT260N22KOF	2200	125	Power Block 50 mm	SCR / SCR Phase Control	260/85	8000	320	0.85	0.64	250	0.12
TT251N18KOF	1800	125	Power Block 50 mm	SCR / SCR Phase Control	250/85	8000	320	0.8	0.7	250	0.13
TT330N16KOF TIM	1600	130	Power Block 50 mm	SCR / SCR Phase Control	330/85	8000	500	0.8	0.5	250	0.112
TT285N16KOF	1600	130	Power Block 50 mm	SCR / SCR Phase Control	285/92	8000	781	0.8	0.5	250	0.112
TT251N16KOF	1600	125	Power Block 50 mm	SCR / SCR Phase Control	250/85	8000	320	0.8	0.7	250	0.13
TT330N16KOF	1600	130	Power Block 50 mm	SCR / SCR Phase Control	330/85	8000	500	0.8	0.5	250	0.112
TT251N14KOF	1400	125	Power Block 50 mm	SCR / SCR Phase Control	250/85	8000	320	0.8	0.7	250	0.13
TT330N14KOF	1400	130	Power Block 50 mm	SCR / SCR Phase Control	330/85	8000	500	0.8	0.5	250	0.112
TT330N12KOF	1200	130	Power Block 50 mm	SCR / SCR Phase Control	330/85	8000	500	0.8	0.5	250	0.112
TT251N12KOF	1200	125	Power Block 50 mm	SCR / SCR Phase Control	250/85	8000	320	0.8	0.7	250	0.13
TT250N18KOF	1800	125	Power Block 50 mm	SCR / SCR Phase Control	250/85	7000	245	0.8	0.7	150	0.13
TT250N16KOF TIM	1600	125	Power Block 50 mm	SCR / SCR Phase Control	250/85	7000	245	0.8	0.7	150	0.13
TT250N16KOF	1600	125	Power Block 50 mm	SCR / SCR Phase Control	250/85	7000	245	0.8	0.7	150	0.13
TT250N14KOF	1400	125	Power Block 50 mm	SCR / SCR Phase Control	250/85	7000	245	0.8	0.7	150	0.13
TT250N12KOF	1200	125	Power Block 50 mm	SCR / SCR Phase Control	250/85	7000	245	0.8	0.7	150	0.13
TT215N20KOF	2000	125	Power Block 50 mm	SCR / SCR Phase Control	215/85	6300	198	0.95	0.92	100	0.13
TT215N22KOF	1800	125	Power Block 50 mm	SCR / SCR Phase Control	215/85	6300	198	0.95	0.92	100	0.13
TT215N18KOF	1800	125	Power Block 50 mm	SCR / SCR Phase Control	215/85	6300	198	0.95	0.92	100	0.13
TT210N18KOF	1800	125	Power Block 50 mm	SCR / SCR Phase Control	210/85	5800	168	1	0.85	150	0.13
TT210N16KOF	1600	125	Power Block 50 mm	SCR / SCR Phase Control	210/85	5800	168	1	0.85	150	0.13

Product	$V_{DRM} / V_{RRM}$ [V]	$T_{vj}$ [°C] max	Housing	Configuration	$I_{FAVM} / T_c / I_{TAVM} / T_c$ [A/°C] @180° el sin	$I_{FSM} / I_{TSM}$ [A] @10ms, Tvj max	$\int I_2 dt$ [A <sub>2</sub> s · 10 <sub>3</sub> ] @10ms, Tvj max	$V_{TO}$ [V] @Tvj max max	$r_T$ [mΩ] @Tvj max max	$(di_T/dt)_{cr}$ [A/μs] @DIN IEC 747- 6	$R_{th,JC}$ [K/W] @180° el sin max
<b>Thyristor Modules - Baseplate = 50 mm - Pressure contact</b>											
TT210N14KOF	1400	125	Power Block 50 mm	SCR / SCR Phase Control	210/85	5800	168	1	0.85	150	0.13
TT210N12KOF	1200	125	Power Block 50 mm	SCR / SCR Phase Control	210/85	5800	168	1	0.85	150	0.13
TT170N18KOF	1800	125	Power Block 50 mm	SCR / SCR Phase Control	170/85	4600	106	0.95	1	150	0.17
TT150N26KOF	2600	125	Power Block 50 mm	SCR / SCR Phase Control	150/85	4000	80	1.2	2.3	60	0.13
TT150N22KOF	2200	125	Power Block 50 mm	SCR / SCR Phase Control	150/85	4000	80	1.2	2.3	60	0.13
<b>Thyristor Modules - Baseplate = 50 mm - Solder bond</b>											
TT320N18SOF	1800	130	Eco Block 50 mm	SCR / SCR Phase Control	160/85	9500	335	0.77	0.58	100	0.055
TT280N18SOF	1800	130	Eco Block 50 mm	SCR / SCR Phase Control	160/85	9000	304.2	1.77	0.82	100	0.11
TT280N16SOF	1600	130	Eco Block 50 mm	SCR / SCR Phase Control	280/85	9000	304	0.9	0.82	100	0.11
TT320N16SOF	1600	130	Eco Block 50 mm	SCR / SCR Phase Control	320/85	8200	335	0.77	0.58	100	0.11
<b>Thyristor Modules - Baseplate = 60 mm - Pressure contact</b>											
TT600N16KOF	1600	125	Power Block 60 mm	SCR / SCR Phase Control	600/85	21000	1531	0.8	0.23	200	0.058
TT520N22KOF	2200	125	Power Block 60 mm	SCR / SCR Phase Control	520/85	18000	1051	0.85	0.35	200	0.058
TT500N18KOF	1800	125	Power Block 60 mm	SCR / SCR Phase Control	500/85	14500	1051	0.85	0.35	200	0.058
TT500N16KOF TIM	1600	125	Power Block 60 mm	SCR / SCR Phase Control	500/85	14500	1051	0.85	0.35	200	0.058
TT500N16KOF	1600	125	Power Block 60 mm	SCR / SCR Phase Control	500/85	14500	1051	0.85	0.35	200	0.058
TT500N14KOF	1400	125	Power Block 60 mm	SCR / SCR Phase Control	500/85	14500	1051	0.85	0.35	200	0.058
TT500N12KOF	1200	125	Power Block 60 mm	SCR / SCR Phase Control	500/85	14500	1051	0.85	0.35	200	0.058
TT570N16KOF	1600	125	Power Block 60 mm	SCR / SCR Phase Control	570/87	14000	1531	0.8	0.23	200	0.058
TT425N18KOF	1800	125	Power Block 60 mm	SCR / SCR Phase Control	425/85	12500	1051	0.9	0.35	120	0.065
TT425N16KOF	1600	125	Power Block 60 mm	SCR / SCR Phase Control	425/85	12500	1051	0.9	0.35	120	0.065
TT425N14KOF	1400	125	Power Block 60 mm	SCR / SCR Phase Control	425/85	12500	1051	0.9	0.35	120	0.065
TT425N12KOF	1200	125	Power Block 60 mm	SCR / SCR Phase Control	425/85	12500	1051	0.9	0.35	120	0.065
TT430N22KOF	2200	125	Power Block 60 mm	SCR / SCR Phase Control	430/85	12000	1051	0.95	0.45	150	0.065
TT400N26KOF	2600	125	Power Block 60 mm	SCR / SCR Phase Control	400/85	11000	605	1	0.5	150	0.065
TT400N24KOF	2400	125	Power Block 60 mm	SCR / SCR Phase Control	400/85	11000	605	1	0.5	150	0.065
TT310N26KOF	2600	125	Power Block 60 mm	SCR / SCR Phase Control	310/85	9000	405	1	0.86	120	0.078

# Thyristor / diode modules

Product	$V_{DRM} / V_{RRM}$ [V]	$T_{vj}$ [°C] max	Housing	Configuration	$I_{FAVM} / T_C / I_{TAVM} / T_C$ [A/°C] @180° el sin	$I_{FSM} / I_{TSM}$ [A] @10ms, Tvj max	$\int I_2 dt$ [A <sub>2</sub> s · 10 <sub>3</sub> ] @10ms, Tvj max	$V_{TO}$ [V] @Tvj max max	$r_T$ [mΩ] @Tvj max max	$(di_T/dt)_{cr}$ [A/μs] @DIN IEC 747-6	$R_{thJC}$ [K/W] @180° el sin max
<b>Thyristor Modules - Baseplate = 60 mm - Pressure contact</b>											
TT310N24KOF	2400	125	Power Block 60 mm	SCR / SCR Phase Control	310/85	9000	405	1	0.86	120	0.078
TT310N22KOF	2200	125	Power Block 60 mm	SCR / SCR Phase Control	310/85	9000	405	1	0.86	120	0.078
TT310N20KOF	2000	125	Power Block 60 mm	SCR / SCR Phase Control	310/85	9000	405	1	0.86	120	0.078
TT240N38KOF	3800	125	Power Block 60 mm	SCR / SCR Phase Control	240/85	5500	151	1.17	1.7	100	0.078
TT240N36KOF	3600	125	Power Block 60 mm	SCR / SCR Phase Control	240/85	5500	151	1.17	1.7	100	0.078
TT240N34KOF	3400	125	Power Block 60 mm	SCR / SCR Phase Control	240/85	5500	151	1.17	1.7	100	0.078
TT240N32KOF	3200	125	Power Block 60 mm	SCR / SCR Phase Control	240/85	5500	151	1.17	1.7	100	0.078
TT240N28KOF	2800	125	Power Block 60 mm	SCR / SCR Phase Control	240/85	5500	151	1.17	1.7	100	0.078
<b>Thyristor/Diode Modules - Baseplate = 20 mm - Pressure contact</b>											
TD92N16KOF	1600	130	Power Block 20 mm	SCR / Diode Phase Control	92/85	1800	16.2	0.85	2.15	150	0.37
TD104N14KOF	1400	140	Power Block 20 mm	SCR / Diode Phase Control	104/85	1800	16.2	0.85	2.15	150	0.37
TD92N14KOF	1400	130	Power Block 20 mm	SCR / Diode Phase Control	92/85	1800	16.2	0.85	2.15	150	0.37
TD104N12KOF	1200	140	Power Block 20 mm	SCR / Diode Phase Control	104/85	1800	16.2	0.85	2.15	150	0.37
TD92N12KOF	1200	130	Power Block 20 mm	SCR / Diode Phase Control	92/85	1800	16.2	0.85	2.15	150	0.37
TD61N16KOF	1600	125	Power Block 20 mm	SCR / Diode Phase Control	60/85	1400	9.8	0.8	3.4	150	0.52
TD61N14KOF	1400	125	Power Block 20 mm	SCR / Diode Phase Control	60/85	1400	9.8	0.8	3.4	150	0.52
TD61N12KOF	1200	125	Power Block 20 mm	SCR / Diode Phase Control	60/85	1400	9.8	0.8	3.4	150	0.52
<b>Thyristor/Diode Modules - Baseplate = 20 mm - Solder bond</b>											
TD120N16SOF	1600	130	Eco Block 20 mm	SCR / Diode Phase Control	119/85	1900	18.05	0.9	3.35	140	0.2
TD60N16SOF	1600	130	Eco Block 20 mm	SCR / Diode Phase Control	55/85	1200	7.2	1	4.8	140	0.49
<b>Thyristor/Diode Modules - Baseplate = 34 mm - Pressure contact</b>											
TD162N16KOF	1600	125	Power Block 34 mm	SCR / Diode Phase Control	162/85	4400	97	0.85	0.95	150	0.2
TD162N14KOF	1400	125	Power Block 34 mm	SCR / Diode Phase Control	162/85	4400	97	0.85	0.95	150	0.2
TD162N12KOF	1200	125	Power Block 34 mm	SCR / Diode Phase Control	162/85	4400	97	0.85	0.95	150	0.2
TD142N16KOF	1600	125	Power Block 34 mm	SCR / Diode Phase Control	142/85	4100	84	0.9	1.1	150	0.22
TD180N16KOF	1600	130	Power Block 34 mm	SCR / Diode Phase Control	180/85	4100	84	0.85	0.9	150	0.2
TD142N14KOF	1400	125	Power Block 34 mm	SCR / Diode Phase Control	142/85	4100	84	0.9	1.1	150	0.22

Product	$V_{DRM} / V_{RRM}$ [V]	$T_{vj}$ [°C] max	Housing	Configuration	$I_{FAVM} / T_c / I_{TAVM} / T_c$ [A/°C] @180° el sin	$I_{FSM} / I_{TSM}$ [A] @10ms, Tv <sub>j</sub> max	$\int I_2 dt$ [A <sub>2</sub> s · 10 <sub>3</sub> ] @10ms, Tv <sub>j</sub> max	$V_{TO}$ [V] @Tv <sub>j</sub> max max	$r_T$ [mΩ] @Tv <sub>j</sub> max max	$(di_T/dt)_{cr}$ [A/μs] @DIN IEC 747-6	$R_{th,jc}$ [K/W] @180° el sin max
<b>Thyristor/Diode Modules - Baseplate = 34 mm - Pressure contact</b>											
TD142N12KOF	1200	125	Power Block 34 mm	SCR / Diode Phase Control	142/85	4100	84	0.9	1.1	150	0.22
TD140N22KOF	2200	125	Power Block 34 mm	SCR / Diode Phase Control	140/85	3200	51.2	0.9	1.75	150	0.19
TD140N18KOF	1800	125	Power Block 34 mm	SCR / Diode Phase Control	140/85	3200	51.2	0.9	1.75	150	0.19
TD122N24KOF	2400	125	Power Block 34 mm	SCR / Diode Phase Control	122/85	2950	43.5	1	2.15	100	0.2
TD122N22KOF	2200	125	Power Block 34 mm	SCR / Diode Phase Control	122/85	2950	43.5	1	2.15	100	0.2
<b>Thyristor/Diode Modules - Baseplate = 34 mm - Solder bond</b>											
TD190N18SOF	1800	125	Eco Block 34 mm	SCR / Diode Phase Control	160/85	5200	101.3	0.85	0.9	100	0.165
TD160N18SOF	1800	125	Eco Block 34 mm	SCR / Diode Phase Control	160/85	5200	101.3	1.1	0.99	100	0.165
TD190N16SOF	1600	125	Eco Block 34 mm	SCR / Diode Phase Control	190/85	5200	101.3	0.85	0.9	100	0.145
TD160N16SOF	1600	125	Eco Block 34 mm	SCR / Diode Phase Control	160/85	5200	101.3	1.1	0.99	100	0.145
TD175N16SOF	1600	125	Eco Block 34 mm	SCR / Diode Phase Control	175/85	5000	125	0.83	1.3	200	0.164
TD140N16SOF	1600	125	Eco Block 34 mm	SCR / Diode Phase Control	140/85	4000	80	1	1.6	200	0.19
<b>Thyristor/Diode Modules - Baseplate = 50 mm - Pressure contact</b>											
TD270N16KOF	1600	125	Power Block 50 mm	SCR / Diode Phase Control	270/85	9000	400	0.8	0.58	250	0.12
TD260N22KOF	2200	125	Power Block 50 mm	SCR / Diode Phase Control	260/85	8000	320	0.85	0.64	250	0.12
TD251N18KOF	1800	125	Power Block 50 mm	SCR / Diode Phase Control	250/85	8000	320	0.8	0.7	250	0.13
TD330N16KOF	1600	130	Power Block 50 mm	SCR / Diode Phase Control	330/85	8000	500	0.8	0.5	250	0.112
TD330N16KOF TIM	1600	130	Power Block 50 mm	SCR / Diode Phase Control	330/85	8000	500	0.8	0.5	250	0.112
TD285N16KOF	1600	130	Power Block 50 mm	SCR / Diode Phase Control	285/92	8000	500	0.8	0.5	250	0.056
TD251N16KOF	1600	125	Power Block 50 mm	SCR / Diode Phase Control	250/85	8000	320	0.8	0.7	250	0.13
TD251N14KOF	1400	125	Power Block 50 mm	SCR / Diode Phase Control	250/85	8000	320	0.8	0.7	250	0.13
TD250N18/25KOF	1800	125	Power Block 50 mm	SCR / Diode Phase Control	250/85	7000	320	0.8	0.7	150	0.13
TD250N18KOF	1800	125	Power Block 50 mm	SCR / Diode Phase Control	250/85	7000	245	0.8	0.7	150	0.13
TD250N16KOF	1600	125	Power Block 50 mm	SCR / Diode Phase Control	250/85	7000	245	0.8	0.7	150	0.13
TD250N16/25KOF	1600	125	Power Block 50 mm	SCR / Diode Phase Control	250/85	7000	320	0.8	0.7	150	0.13
TD250N16KOF TIM	1600	125	Power Block 50 mm	SCR / Diode Phase Control	250/85	7000	245	0.8	0.7	150	0.13
TD250N14KOF	1400	125	Power Block 50 mm	SCR / Diode Phase Control	250/85	7000	245	0.8	0.7	150	0.13

# Thyristor / diode modules

Product	$V_{DRM} / V_{RRM}$ [V]	$T_{vj}$ [°C] max	Housing	Configuration	$I_{FAVM} / T_c / I_{TAVM} / T_c$ [A/°C] @180° el sin	$I_{FSM} / I_{TSM}$ [A] @10ms, Tvj max	$\int i_2 dt$ [A <sub>2</sub> s · 10 <sub>3</sub> ] @10ms, Tvj max	$V_{TO}$ [V] @Tvj max max	$r_T$ [mΩ] @Tvj max max	$(di_T/dt)_{cr}$ [A/μs] @DIN IEC 747-6	$R_{thJC}$ [K/W] @180° el sin max
<b>Thyristor/Diode Modules - Baseplate = 50 mm - Pressure contact</b>											
TD250N14/20KOF	1400	125	Power Block 50 mm	SCR / Diode Phase Control	250/85	7000	320	0.8	0.7	150	0.13
TD250N12KOF	1200	125	Power Block 50 mm	SCR / Diode Phase Control	250/85	7000	245	0.8	0.7	150	0.13
TD215N22KOF	2200	125	Power Block 50 mm	SCR / Diode Phase Control	215/85	6300	198	0.95	0.92	100	0.13
TD210N18KOF	1800	125	Power Block 50 mm	SCR / Diode Phase Control	210/85	5800	168	1	1	150	0.13
TD210N16KOF	1600	125	Power Block 50 mm	SCR / Diode Phase Control	210/85	5800	168	1	1	150	0.13
TD210N14KOF	1400	125	Power Block 50 mm	SCR / Diode Phase Control	210/85	5800	168	1	1	150	0.13
TD210N12KOF	1200	125	Power Block 50 mm	SCR / Diode Phase Control	210/85	5800	168	1	1	150	0.13
TD170N16KOF	1600	125	Power Block 50 mm	SCR / Diode Phase Control	170/85	4600	106	0.95	1	150	0.17
TD170N12KOF	1200	125	Power Block 50 mm	SCR / Diode Phase Control	170/85	4600	106	0.95	1	150	0.17
TD150N26KOF	2600	125	Power Block 50 mm	SCR / Diode Phase Control	150/85	4000	80	1.2	2.3	60	0.13
TD150N24KOF	2400	125	Power Block 50 mm	SCR / Diode Phase Control	150/85	4000	80	1.2	2.3	60	0.13
<b>Thyristor/Diode Modules - Baseplate = 50 mm - Solder solder</b>											
TD320N18SOF	1800	130	Eco Block 50 mm	SCR / Diode Phase Control	320/85	9500	335	0.77	0.58	100	0.11
TD320N16SOF	1600	130	Eco Block 50 mm	SCR / Diode Phase Control	320/85	9500	335	0.77	0.58	100	0.11
TD280N18SOF	1800	130	Eco Block 50 mm	SCR / Diode Phase Control	160/85	9000	304.2	1.77	0.82	100	0.11
TD280N16SOF	1600	130	Eco Block 50 mm	SCR / Diode Phase Control	280/85	9000	304	0.9	0.82	100	0.11
<b>Thyristor/Diode Modules - Baseplate = 60 mm - Pressure contact</b>											
TD600N16KOF	1600	125	Power Block 60 mm	SCR / Diode Phase Control	600/85	21000	1531	0.8	0.23	200	0.058
TD600N16KOF TIM	1600	125	Power Block 60 mm	SCR / Diode Phase Control	600/85	21000	1531	0.8	0.23	200	0.058
TD520N22KOF	2200	125	Power Block 60 mm	SCR / Diode Phase Control	520/85	18000	1051	0.85	0.35	200	0.058
TD500N18KOF	1800	125	Power Block 60 mm	SCR / Diode Phase Control	500/85	14500	1051	0.85	0.35	200	0.058
TD500N16KOF TIM	1600	125	Power Block 60 mm	SCR / Diode Phase Control	500/85	14500	1051	0.85	0.35	200	0.058
TD500N16KOF	1600	125	Power Block 60 mm	SCR / Diode Phase Control	500/85	14500	1051	0.85	0.35	200	0.058
TD500N12KOF	1200	125	Power Block 60 mm	SCR / Diode Phase Control	500/85	14500	1051	0.85	0.35	200	0.058
TD570N16KOF	1600	125	Power Block 60 mm	SCR / Diode Phase Control	570/87	14000	980	0.8	0.23	200	0.058
TD425N18KOF	1800	125	Power Block 60 mm	SCR / Diode Phase Control	425/85	12500	781	0.9	0.35	120	0.065
TD425N16KOF	1600	125	Power Block 60 mm	SCR / Diode Phase Control	425/85	12500	781	0.9	0.35	120	0.065



Product	$V_{DRM} / V_{RRM}$ [V]	$T_{vj}$ [°C] max	Housing	Configuration	$I_{FAVM} / T_c / I_{TAVM} / T_c$ [A/°C] @180° el sin	$I_{FSM} / I_{TSM}$ [A] @10ms, Tvj max	$\int I_2 dt$ [A <sub>2</sub> s · 10 <sub>3</sub> ] @10ms, Tvj max	$V_{TO}$ [V] @Tvj max max	$r_T$ [mΩ] @Tvj max max	$(di_T/dt)_{cr}$ [A/μs] @DIN IEC 747- 6	$R_{th,JC}$ [K/W] @180° el sin max
<b>Thyristor/Diode Modules - Baseplate = 60 mm - Pressure contact</b>											
TD430N22KOF TIM	2200	125	Power Block 60 mm	SCR / Diode Phase Control	430/85	12000	720	0.95	0.45	150	0.65
TD430N22KOF	2200	125	Power Block 60 mm	SCR / Diode Phase Control	430/85	12000	720	0.95	0.45	150	0.065
TD400N26KOF	2600	125	Power Block 60 mm	SCR / Diode Phase Control	400/85	11000	605	1	0.5	150	0.065
TD310N26KOF	2600	125	Power Block 60 mm	SCR / Diode Phase Control	310/85	9000	405	1	0.86	120	0.078
TD310N22KOF	2200	125	Power Block 60 mm	SCR / Diode Phase Control	310/85	9000	405	1	0.86	120	0.078
TD310N20KOF	2000	125	Power Block 60 mm	SCR / Diode Phase Control	310/85	9000	405	1	0.86	120	0.078
TD240N36KOF	3600	125	Power Block 60 mm	SCR / Diode Phase Control	240/85	5500	151	1.17	1.7	100	0.078
TD240N32KOF	3200	125	Power Block 60 mm	SCR / Diode Phase Control	240/85	5500	151	1.17	1.7	100	0.078
<b>Single Thyristor Modules - Baseplate = 50 mm - Pressure contact</b>											
TZ500N18KOF	1800	125	Power Block 50 mm	Single SCR Phase Control	500/85	14500	1051	0.9	0.27	200	0.065
TZ500N16KOF	1600	125	Power Block 50 mm	Single SCR Phase Control	500/85	14500	1051	0.9	0.27	200	0.065
TZ500N14KOF	1400	125	Power Block 50 mm	Single SCR Phase Control	500/85	14500	1051	0.9	0.27	200	0.065
TZ500N12KOF	1200	125	Power Block 50 mm	Single SCR Phase Control	500/85	14500	1051	0.9	0.27	200	0.065
TZ600N14KOF	1600	125	Power Block 50 mm	Single SCR Phase Control	600/85	14000	980	0.9	0.27	200	0.065
TZ600N16KOF	1600	125	Power Block 50 mm	Single SCR Phase Control	600/85	14000	980	0.9	0.27	200	0.065
TZ600N12KOF	1200	125	Power Block 50 mm	Single SCR Phase Control	600/85	14000	980	0.9	0.27	200	0.065
TZ425N18KOF	1800	125	Power Block 50 mm	Single SCR Phase Control	425/85	12500	781	0.9	0.3	120	0.078
TZ425N16KOF	1600	125	Power Block 50 mm	Single SCR Phase Control	425/85	12500	781	0.9	0.3	120	0.078
TZ425N14KOF	1400	125	Power Block 50 mm	Single SCR Phase Control	425/85	12500	781	0.9	0.3	120	0.078
TZ425N12KOF	1200	125	Power Block 50 mm	Single SCR Phase Control	425/85	12500	781	0.9	0.3	120	0.078
TZ430N22KOF	2200	125	Power Block 50 mm	Single SCR Phase Control	430/85	12000	720	0.95	0.45	150	0.065
TZ430N20KOF	2000	125	Power Block 50 mm	Single SCR Phase Control	430/85	12000	720	0.95	0.45	150	0.065
TZ400N26KOF	2600	125	Power Block 50 mm	Single SCR Phase Control	400/85	11000	605	1	0.5	150	0.065
TZ400N24KOF	2400	125	Power Block 50 mm	Single SCR Phase Control	400/85	11000	605	1	0.5	150	0.065
TZ400N20KOF	2000	125	Power Block 50 mm	Single SCR Phase Control	400/85	11000	605	1	0.5	150	0.065
TZ310N26KOF	2600	125	Power Block 50 mm	Single SCR Phase Control	310/85	8000	320	1	0.86	120	0.078
TZ310N24KOF	2400	125	Power Block 50 mm	Single SCR Phase Control	310/85	8000	320	1	0.86	120	0.078
TZ310N22KOF	2200	125	Power Block 50 mm	Single SCR Phase Control	310/85	8000	320	1	0.86	120	0.078
TZ310N20KOF	2000	125	Power Block 50 mm	Single SCR Phase Control	310/85	8000	320	1	0.86	120	0.078

# Thyristor / diode modules

Product	$V_{DRM} / V_{RRM}$ [V]	$T_{vj}$ [°C] max	Housing	Configuration	$I_{FAVM} / T_C / I_{TAVM} / T_C$ [A/°C] @180° el sin	$I_{FSM} / I_{TSM}$ [A] @10ms, Tvj max	$\int I_2 dt$ [A <sup>2</sup> s · 10 <sup>3</sup> ] @10ms, Tvj max	$V_{TO}$ [V] @Tvj max max	$r_T$ [mΩ] @Tvj max max	$(di_T/dt)_{cr}$ [A/μs] @DIN IEC 747-6	$R_{thJC}$ [K/W] @180° el sin max
<b>Single Thyristor Modules - Baseplate = 50 mm - Pressure contact</b>											
TZ240N36KOF	3600	125	Power Block 50 mm	Single SCR Phase Control	240/85	5500	151	1.17	1.7	100	0.078
TZ240N34KOF	3400	125	Power Block 50 mm	Single SCR Phase Control	240/85	5500	151	1.17	1.7	100	0.078
TZ240N32KOF	3200	125	Power Block 50 mm	Single SCR Phase Control	240/85	5500	151	1.17	1.7	100	0.078
TZ240N30KOF	3000	125	Power Block 50 mm	Single SCR Phase Control	240/85	5500	151	1.17	1.7	100	0.078
TZ150N26KOF	2600	125	Power Block 50 mm	Single SCR Phase Control	150/85	4000	101	1.2	2.3	60	0.13
<b>Single Thyristor Modules - Baseplate = 70 mm - Pressure contact</b>											
TZ860N16KOF TIM	1600	125	Power Block 70 mm	Single SCR Phase Control	860/85	46000	8000	0.8	1.45	200	0.042
TZ860N16KOF	1600	125	Power Block 70 mm	Single SCR Phase Control	860/85	46000	8000	0.8	0.145	200	0.042
TZ810N22KOF TIM	2200	125	Power Block 70 mm	Single SCR Phase Control	819/85	35000	6125	0.82	0.17	200	0.42
TZ810N22KOF	2200	125	Power Block 70 mm	Single SCR Phase Control	819/85	35000	6125	0.82	0.17	200	0.042
TZ800N18KOF TIM	1800	125	Power Block 70 mm	Single SCR Phase Control	800/85	30000	4500	0.82	0.17	200	0.042
TZ800N18KOF	1800	125	Power Block 70 mm	Single SCR Phase Control	800/85	30000	4500	0.82	0.17	200	0.042
TZ800N16KOF TIM	1600	125	Power Block 70 mm	Single SCR Phase Control	800/85	30000	4500	0.82	0.17	200	0.042
TZ800N16KOF	1600	125	Power Block 70 mm	Single SCR Phase Control	800/85	30000	4500	0.82	0.17	200	0.042
TZ800N14KOF	1400	125	Power Block 70 mm	Single SCR Phase Control	800/85	30000	4500	0.82	0.17	200	0.042
TZ800N12KOF	1200	125	Power Block 70 mm	Single SCR Phase Control	800/85	30000	4500	0.82	0.17	200	0.042
TZ740N22KOF	2200	125	Power Block 70 mm	Single SCR Phase Control	740/85	26500	3500	0.82	0.17	200	0.042
TZ740N22KOF TIM	2200	125	Power Block 70 mm	Single SCR Phase Control	819/85	30000	3500	0.82	0.17	200	0.042
TZ740N20KOF	2000	125	Power Block 70 mm	Single SCR Phase Control	740/85	26500	3500	0.82	0.17	200	0.042
TZ630N28KOF	2800	125	Power Block 70 mm	Single SCR Phase Control	630/85	23000	2650	0.95	0.37	150	0.042
TZ630N24KOF	2400	125	Power Block 70 mm	Single SCR Phase Control	630/85	23000	2650	0.95	0.37	150	0.042
TZ630N22KOF	2200	125	Power Block 70 mm	Single SCR Phase Control	630/85	23000	2650	0.95	0.37	150	0.042
TZ530N36KOF	3600	125	Power Block 70 mm	Single SCR Phase Control	530/85	20000	2000	1.05	0.49	80	0.045
TZ530N32KOF	3200	125	Power Block 70 mm	Single SCR Phase Control	530/85	20000	2000	1.05	0.49	80	0.045
<b>Diode/Thyristor Modules - Baseplate = 20 mm - Pressure contact</b>											
DT92N16KOF	1600	130	Power Block 20 mm	Diode / SCR Phase Control	92/85	1800	16.2	0.85	2.15	150	0.37
DT61N16KOF	1600	125	Power Block 20 mm	Diode / SCR Phase Control	60/85	1400	9.8	0.8	3.4	150	0.52

Product	$V_{DRM} / V_{RRM}$ [V]	$T_{vj}$ [°C] max	Housing	Configuration	$I_{FAVM} / T_c / I_{TAVM} / T_c$ [A/°C] @180° el sin	$I_{FSM} / I_{TSM}$ [A] @10ms, Tvj max	$\int I_2 dt$ [A <sub>2s</sub> · 10 <sub>3</sub> ] @10ms, Tvj max	$V_{TO}$ [V] @Tvj max max	$r_T$ [mΩ] @Tvj max max	$(di_T/dt)_{cr}$ [A/μs] @DIN IEC 747- 6	$R_{thJC}$ [K/W] @180° el sin max
<b>Diode/Thyristor Modules - Baseplate = 34 mm - Pressure contact</b>											
DT142N12KOF	1200	125	Power Block 34 mm	Diode / SCR Phase Control	142/85	4100	84	0.9	1.1	150	0.22
<b>Diode/Thyristor Modules - Baseplate = 50 mm - Pressure contact</b>											
DT250N16KOF	1600	125	Power Block 50 mm	Diode / SCR Phase Control	250/85	7000	245	0.8	0.7	150	0.13
DT170N20/14KOF	1400	125	Power Block 50 mm	Diode / SCR Phase Control	170/85	4600	245	0.8	0.7	150	0.13
<b>Rectifier Diode Modules - Baseplate = 20 mm - Pressure contact</b>											
ND104N18K	1800	150	Power Block 20 mm	Single Rectifier Diode	104/100	2500	31.25	0.7	2.1	-	0.39
DD104N18K	1800	150	Power Block 20 mm	Rectifier Diode	104/100	2500	31.25	0.7	2.1	-	0.39
ND104N16K	1600	150	Power Block 20 mm	Single Rectifier Diode	104/100	2500	31.25	0.7	2.1	-	0.39
DD104N16K	1600	150	Power Block 20 mm	Rectifier Diode	104/100	2500	31.25	0.7	2.1	-	0.39
DD104N14K	1400	150	Power Block 20 mm	Rectifier Diode	104/100	2500	31.25	0.7	2.1	-	0.39
ND104N12K	1200	150	Power Block 20 mm	Single Rectifier Diode	104/100	2500	31.25	0.7	2.1	-	0.39
DD104N12K	1200	150	Power Block 20 mm	Rectifier Diode	104/100	2500	31.25	0.7	2.1	-	0.39
DD89N18K	1800	150	Power Block 20 mm	Rectifier Diode	89/100	2400	28.8	0.75	2.3	-	0.45
ND89N16K	1600	150	Power Block 20 mm	Single Rectifier Diode	89/100	2400	28.8	0.75	2.3	-	0.45
DD89N16K	1600	150	Power Block 20 mm	Rectifier Diode	89/100	2400	28.8	0.75	2.3	-	0.45
DD89N14K	1400	150	Power Block 20 mm	Rectifier Diode	89/100	2400	28.8	0.75	2.3	-	0.45
ND89N12K	1200	150	Power Block 20 mm	Single Rectifier Diode	89/100	2400	28.8	0.75	2.3	-	0.45
DD89N12K	1200	150	Power Block 20 mm	Rectifier Diode	89/100	2400	28.8	0.75	2.3	-	0.45
DD98N25K	2500	150	Power Block 20 mm	Rectifier Diode	98/100	2000	20	0.82	2	-	0.39
DD98N24K	2400	150	Power Block 20 mm	Rectifier Diode	98/100	2000	20	0.82	2	-	0.39
DD98N22K	2200	150	Power Block 20 mm	Rectifier Diode	98/100	2000	20	0.82	2	-	0.39
DD98N20K	2000	150	Power Block 20 mm	Rectifier Diode	98/100	2000	20	0.82	2	-	0.39
DD81S14K	1400	150	Power Block 20 mm	Fast Diodes	81/100	1900	18.1	1	1.7	-	0.47
DD82S10K	1000	150	Power Block 20 mm	Fast Diodes	81/100	1900	18.1	1	1.7	-	0.47
DD61S14K	1400	150	Power Block 20 mm	Fast Diodes	61/100	1600	12.8	1	2.2	-	0.61
DD46S12K	1200	125	Power Block 20 mm	Fast Diodes	45/85	850	3.6	0.9	3.9	-	0.64

# Thyristor / diode modules

Product	$V_{DRM} / V_{RRM}$ [V]	$T_{vj}$ [°C] max	Housing	Configuration	$I_{FAVM} / T_C / I_{TAVM} / T_C$ [A/°C] @180° el sin	$I_{FSM} / I_{TSM}$ [A] @10ms, Tvj max	$\int I_2 dt$ [A <sub>2</sub> s · 10 <sub>3</sub> ] @10ms, Tvj max	$V_{TO}$ [V] @Tvj max max	$r_T$ [mΩ] @Tvj max max	$(di_T/dt)_{cr}$ [A/μs] @DIN IEC 747-6	$R_{thJC}$ [K/W] @180° el sin max
<b>Rectifier Diode Modules - Baseplate = 20 mm - Solder solder</b>											
DD100N16S	1600	130	Eco Block 20 mm	Rectifier Diode	134/85	2000	20	0.87	2.45	-	0.2
<b>Rectifier Diode Modules - Baseplate = 34 mm - Pressure contact</b>											
DD171N18K	1800	150	Power Block 34 mm	Rectifier Diode	170/100	5600	157	0.75	0.8	-	0.26
ND171N18K	1800	150	Power Block 34 mm	Single Rectifier Diode	170/100	5600	157	0.75	0.8	-	0.26
DD171N16K	1600	150	Power Block 34 mm	Rectifier Diode	170/100	5600	157	0.75	0.8	-	0.26
ND171N16K	1600	150	Power Block 34 mm	Single Rectifier Diode	170/100	5600	157	0.75	0.8	-	0.26
DD171N14K	1400	150	Power Block 34 mm	Rectifier Diode	170/100	5600	157	0.75	0.8	-	0.26
ND171N14K	1400	150	Power Block 34 mm	Single Rectifier Diode	170/100	5600	157	0.75	0.8	-	0.26
DD171N12K	1200	150	Power Block 34 mm	Rectifier Diode	170/100	5600	157	0.75	0.8	-	0.26
ND171N12K	1200	150	Power Block 34 mm	Single Rectifier Diode	170/100	5600	157	0.75	0.8	-	0.26
DD160N22K	2200	150	Power Block 34 mm	Rectifier Diode	160/100	4600	105.8	0.8	1	-	0.26
<b>Rectifier Diode Modules - Baseplate = 34 mm - Solder bond</b>											
DD180N22S	2200	125	Eco Block 34 mm	Rectifier Diode	192/85	5750	131.6	0.85	0.95	-	0.14
DD180N20S	2000	125	Eco Block 34 mm	Rectifier Diode	192/85	5750	131.6	0.85	0.95	-	0.14
DD180N18S	1800	125	Eco Block 34 mm	Rectifier Diode	192/85	5750	131.6	0.85	0.95	-	0.14
DD180N16S	1600	125	Eco Block 34 mm	Rectifier Diode	192/85	5750	131.6	0.85	0.95	-	0.14
DD170N16S	1600	135	Eco Block 34 mm	Rectifier Diode	165/85	5500	151.25	0.75	1.05	-	0.18

Product	$V_{DRM} / V_{RRM}$ [V]	$T_{vj}$ [°C] max	Housing	Configuration	$I_{FAVM} / T_C / I_{TAVM} / T_c$ [A/°C] @180° el sin	$I_{FSM} / I_{TSM}$ [A] @10ms, $T_{vj}$ max	$\int I_2 dt$ [A <sub>2</sub> s · 10 <sub>3</sub> ] @10ms, $T_{vj}$ max	$V_{TO}$ [V] @ $T_{vj}$ max max	$r_T$ [mΩ] @ $T_{vj}$ max max	$(di_T/dt)_cr$ [A/μs] @DIN IEC 747-6	$R_{th,jc}$ [K/W] @180° el sin max
<b>Rectifier Diode Modules - Baseplate = 50 mm - Pressure contact</b>											
DZ600N18K	1800	150	Power Block 50 mm	Single Rectifier Diode	600/100	19000	1805	0.75	0.22	-	0.078
DZ600N16K	1600	150	Power Block 50 mm	Single Rectifier Diode	600/100	19000	1805	0.75	0.22	-	0.078
DZ600N14K	1400	150	Power Block 50 mm	Single Rectifier Diode	600/100	19000	1805	0.75	0.22	-	0.078
DZ600N12K	1200	150	Power Block 50 mm	Single Rectifier Diode	600/100	19000	1805	0.75	0.22	-	0.078
DZ540N26K	2600	150	Power Block 50 mm	Single Rectifier Diode	540/100	14000	980	0.78	0.31	-	0.078
DZ540N22K	2200	150	Power Block 50 mm	Single Rectifier Diode	540/100	14000	980	0.78	0.31	-	0.078
DZ540N20K	2000	150	Power Block 50 mm	Single Rectifier Diode	540/100	14000	980	0.78	0.31	-	0.078
DD360N22K	2200	150	Power Block 50 mm	Rectifier Diode	360/100	13000	550	0.75	0.4	-	0.125
DZ435N40K	4000	150	Power Block 50 mm	Single Rectifier Diode	435/100	12000	720	0.84	0.6	-	0.078
DZ435N36K	3600	150	Power Block 50 mm	Single Rectifier Diode	435/100	12000	720	0.84	0.6	-	0.078
DD380N16K	1600	150	Power Block 50 mm	Rectifier Diode	380/100	11500	660	0.75	0.32	-	0.125
DD350N18K	1800	150	Power Block 50 mm	Rectifier Diode	350/100	11000	605	0.75	0.4	-	0.13
ND350N16K	1600	150	Power Block 50 mm	Single Rectifier Diode	350/100	11000	605	0.75	0.4	-	0.13
DD350N16K	1600	150	Power Block 50 mm	Rectifier Diode	350/100	11000	605	0.75	0.4	-	0.13
DD350N14K	1400	150	Power Block 50 mm	Rectifier Diode	350/100	11000	605	0.75	0.4	-	0.13
DD350N12K	1200	150	Power Block 50 mm	Rectifier Diode	350/100	11000	605	0.75	0.4	-	0.13
ND350N12K	1200	150	Power Block 50 mm	Single Rectifier Diode	350/100	11000	605	0.75	0.4	-	0.13
ND261N26K	2600	150	Power Block 50 mm	Single Rectifier Diode	260/100	8300	344	0.7	0.68	-	0.17
ND261N22K	2200	150	Power Block 50 mm	Single Rectifier Diode	260/100	8300	344	0.7	0.68	-	0.17
DD261N22K	2200	150	Power Block 50 mm	Rectifier Diode	260/100	8300	344	0.7	0.68	-	0.17
ND261N20K	2000	150	Power Block 50 mm	Single Rectifier Diode	260/100	8300	344	0.7	0.68	-	0.17
DD261N20K	2000	150	Power Block 50 mm	Rectifier Diode	260/100	8300	344	0.7	0.68	-	0.17
DD260N18K	1800	150	Power Block 50 mm	Rectifier Diode	260/100	8300	344	0.7	0.68	-	0.17
ND260N16K	1600	150	Power Block 50 mm	Single Rectifier Diode	260/100	8300	344	0.7	0.68	-	0.17
DD260N16K	1600	150	Power Block 50 mm	Rectifier Diode	260/100	8300	344	0.7	0.68	-	0.17
ND260N14K	1400	150	Power Block 50 mm	Single Rectifier Diode	260/100	8300	344	0.7	0.68	-	0.17
DD260N14K	1400	150	Power Block 50 mm	Rectifier Diode	260/100	8300	344	0.7	0.68	-	0.17
ND260N12K	1200	150	Power Block 50 mm	Single Rectifier Diode	260/100	8300	344	0.7	0.68	-	0.17

# Thyristor / diode modules

Product	$V_{DRM} / V_{RRM}$ [V]	$T_{vj}$ [°C] max	Housing	Configuration	$I_{FAVM} / T_C / I_{TAVM} / T_C$ [A/°C] @180° el sin	$I_{FSM} / I_{TSM}$ [A] @10ms, Tvj max	$\int I_2 dt$ [A <sub>2</sub> s · 10 <sub>3</sub> ] @10ms, Tvj max	$V_{TO}$ [V] @Tvj max max	$r_T$ [mΩ] @Tvj max max	$(di_T/dt)_{cr}$ [A/μs] @DIN IEC 747-6	$R_{thJC}$ [K/W] @180° el sin max
<b>Rectifier Diode Modules - Baseplate = 50 mm - Pressure contact</b>											
DD260N12K	1200	150	Power Block 50 mm	Rectifier Diode	260/100	8300	344	0.7	0.68	-	0.17
DD285N04K	400	150	Power Block 50 mm	Rectifier Diode	285/100	8300	344	0.75	0.4	-	0.17
DD285N02K	400	150	Power Block 50 mm	Rectifier Diode	285/100	8300	344	0.75	0.4	-	0.17
DD230S26K	2600	150	Power Block 50 mm	Fast Diodes	230/100	7500	281	1	0.8	-	0.15
DD241S14K	1400	150	Power Block 50 mm	Fast Diodes	240/100	7500	281	1.1	0.5	-	0.15
DD242S10K	1400	150	Power Block 50 mm	Fast Diodes	240/100	7500	281	1.1	0.5	-	0.15
ND242S10K	1000	150	Power Block 50 mm	Fast Single Diode	240/100	7500	281	1.1	0.5	-	0.15
ND241S14K	1000	150	Power Block 50 mm	Fast Single Diode	240/100	7500	281	1.1	0.5	-	0.15
DD231N26K	2600	150	Power Block 50 mm	Rectifier Diode	231/100	6400	205	0.8	0.84	-	0.17
DD231N24K	2400	150	Power Block 50 mm	Rectifier Diode	231/100	6400	205	0.8	0.84	-	0.17
DD231N22K	2200	150	Power Block 50 mm	Rectifier Diode	231/100	6400	205	0.8	0.84	-	0.17
DD231N20K	2000	150	Power Block 50 mm	Rectifier Diode	231/100	6400	205	0.8	0.84	-	0.17
DD175N34K	3400	150	Power Block 50 mm	Rectifier Diode	175/100	4000	80	0.9	1.8	-	0.17
DD175N32K	3200	150	Power Block 50 mm	Rectifier Diode	175/100	4000	80	0.9	1.8	-	0.17
DD175N30K	3000	150	Power Block 50 mm	Rectifier Diode	175/100	4000	80	0.9	1.8	-	0.17
<b>Rectifier Diode Modules - Baseplate = 50 mm - Solder bond</b>											
DD340N22S	2200	130	Eco Block 50 mm	Rectifier Diode	330/100	10000	385	0.81	0.3	-	0.086
DD340N20S	2000	130	Eco Block 50 mm	Rectifier Diode	330/100	10000	385	0.81	0.3	-	0.086
DD340N18S	1800	130	Eco Block 50 mm	Rectifier Diode	330/100	10000	385	0.81	0.3	-	0.086
DD340N16S	1600	130	Eco Block 50 mm	Rectifier Diode	330/100	10000	385	0.81	0.3	-	0.086

Product	$V_{DRM} / V_{RRM}$ [V]	$T_{vj}$ [°C] max	Housing	Configuration	$I_{FAVM} / T_c / I_{TAVM} / T_c$ [A/°C] @180° el sin	$I_{FSM} / I_{TSM}$ [A] @10ms, Tvj max	$\int I_2 dt$ [A <sub>2</sub> s · 10 <sub>3</sub> ] @10ms, Tvj max	$V_{TO}$ [V] @Tvj max max	$r_T$ [mΩ] @Tvj max max	$(di_T/dt)_cr$ [A/μs] @DIN IEC 747- 6	$R_{th,JC}$ [K/W] @180° el sin max
<b>Rectifier Diode Modules - Baseplate = 60 mm - Pressure contact</b>											
DD710N16K	1600	150	Power Block 60 mm	Rectifier Diode	710/100	26000	2420	0.75	0.15	-	0.065
DD700N22K	2200	150	Power Block 60 mm	Rectifier Diode	700/100	21000	1805	0.78	0.19	-	0.065
DD600N18K	1800	150	Power Block 60 mm	Rectifier Diode	600/100	19000	1800	0.75	0.215	-	0.078
DD600N16K	1600	150	Power Block 60 mm	Rectifier Diode	600/100	19000	1800	0.75	0.215	-	0.078
DD600N14K	1400	150	Power Block 60 mm	Rectifier Diode	600/100	19000	1800	0.75	0.215	-	0.078
DD600N12K	1200	150	Power Block 60 mm	Rectifier Diode	600/100	19000	1800	0.75	0.215	-	0.078
DD540N26K	2600	150	Power Block 60 mm	Rectifier Diode	540/100	14000	980	0.78	0.31	-	0.078
DD540N22K	2200	150	Power Block 60 mm	Rectifier Diode	540/100	14000	980	0.78	0.31	-	0.078
DD435N40K	4000	150	Power Block 60 mm	Rectifier Diode	435/100	12000	720	0.84	0.6	-	0.078
DD435N36K	3600	150	Power Block 60 mm	Rectifier Diode	435/100	12000	720	0.84	0.6	-	0.078
DD435N34K	3400	150	Power Block 60 mm	Rectifier Diode	435/100	12000	720	0.84	0.6	-	0.078
DD435N28K	2800	150	Power Block 60 mm	Rectifier Diode	435/100	12000	720	0.84	0.6	-	0.078
<b>Rectifier Diode Modules - Baseplate = 70 mm - Pressure contact</b>											
DZ1100N22K	2200	150	Power Block 70 mm	Single Rectifier Diode	1100/100	48000	8000	0.75	0.073	-	0.048
DZ1070N22K	2200	150	Power Block 70 mm	Single Rectifier Diode	1100/100	41000	6125	0.75	0.073	-	0.045
DZ1070N18K	1800	150	Power Block 70 mm	Single Rectifier Diode	1100/100	41000	6125	0.75	0.073	-	0.045
DZ1070N28K	2800	160	Power Block 70 mm	Single Rectifier Diode	1070/100	35000	6125	0.8	0.17	-	0.045
DZ1070N26K	2600	160	Power Block 70 mm	Single Rectifier Diode	1070/100	35000	6125	0.8	0.17	-	0.045
DZ950N44K	4400	150	Power Block 70 mm	Single Rectifier Diode	950/100	29000	4205	0.85	0.28	-	0.042
DZ950N36K	3600	150	Power Block 70 mm	Single Rectifier Diode	950/100	29000	4205	0.85	0.28	-	0.042

# Bridge rectifier and AC-switches

Product	$V_{DRM}/V_{RRM}$ (V)	$I_{RMSM}$ [A]	$I_{(FSM)max}$ [A]	Housing	Configuration	Dimensions length [mm]	Dimensions width [mm]
<b>Diode Bridges</b>							
DDB6U205N16L	1600	205	1375	IsoPACK™	Diode Bridges	94	42
DDB6U215N16L	1600	215	1850	IsoPACK™	Diode Bridges	94	54
DDB6U144N16R	1600	144	1000	EconoBRIDGE™	Diode Bridges	107.5	45
DDB6U145N16L	1600	145	1000	IsoPACK™	Diode Bridges	94	42
DDB6U85N16L	1600	85	550	IsoPACK™	Diode Bridges	94	42
<b>Diode Bridges with Brake Chopper</b>							
DDB6U180N16RR_B37	1600	180	1600	EconoBRIDGE™	Diode Bridges with Brake Chopper	107.5	45
DDB6U180N16RR_B11	1600	180	1600	EconoBRIDGE™	Diode Bridges with Brake Chopper	107.5	45
<b>Diode Bridges with Brake Chopper and NTC</b>							
DDB6U134N16RR_B11	1600	134	550	EconoBRIDGE™	Diode Bridges with Brake Chopper and NTC	107.5	45
DDB6U104N16RR	1600	104	550	EconoBRIDGE™	Diode Bridges with Brake Chopper and NTC	107.5	45
DDB6U75N16W1R	1600	75	605	EasyBRIDGE 1	Diode Bridges with Brake Chopper and NTC	62.8	33.8
DDB6U75N16W1R_B11	1600	75	605	EasyBRIDGE 1	Diode Bridges with Brake Chopper and NTC	62.8	33.8
DDB6U134N16RR	1600	134	550	EconoBRIDGE™	Diode Bridges with Brake Chopper and NTC	107.5	45
<b>Diode Bridges with Brake Chopper and pre-applied Thermal Interface Material</b>							
DDB6U180N16RRP_B37	1600	180	1600	EconoBRIDGE™	Diode Bridges with Brake Chopper	107.5	45
<b>Diode Bridges with Brake Chopper, NTC and pre-applied Thermal Interface Material</b>							
DDB6U104N16RRP_B37	1600	104	550	EconoBRIDGE™	Diode Bridges with Brake Chopper and NTC	107.5	45
<b>Fully Controlled AC-Switches</b>							
TTW3C85N16LOF	1600	85	620	IsoPACK™	Fully Controlled AC-Switches	94	54
<b>Fully Controlled Bridges</b>							
TTB6C165N16LOF	1600	165	1050	IsoPACK™	Fully Controlled Bridges	94	54
TTB6C135N16LOF	1600	135	870	IsoPACK™	Fully Controlled Bridges	94	54
<b>Half Controlled Bridges</b>							
TDB6HK95N16LOF	1600	95	620	IsoPACK™	Half Controlled Bridges	94	54



Product	$V_{DRM}/V_{RRM}$ (V) [V]	$I_{RMSM}$ [A]	$I_{(FSM)max}$ [A]	Housing	Configuration	Dimensions length [mm]	Dimensions width [mm]
<b>Half Controlled Bridges with Brake Chopper and NTC</b>							
TDB6HK124N16RR	1600	124	550	EconoBRIDGE™	Half Controlled Bridges with Brake Chopper and NTC	107.5	45
<b>Half Controlled Bridges with Brake Chopper</b>							
TDB6HK180N16RR_B11	1600	180	1400	EconoBRIDGE™	Half Controlled Bridges with Brake Chopper	107.5	45
TDB6HK180N16RR	1600	180	1400	EconoBRIDGE™	Half Controlled Bridges with Brake Chopper	107.5	45
<b>Half Controlled Bridges with NTC</b>							
TDB6HK240N16P	1600	240	1800	EconoBRIDGE™	Half Controlled Bridges with NTC	130	70.6
TDB6HK360N16P	1600	360	2300	EconoBRIDGE™	Half Controlled Bridges with NTC	130	70.6

# Accessories

## Gate leads

Product	Product Group	Type	Terminal#	Terminal descr.
GATELEAD PB20 G1K1	Gateleads for Modules	PB20	5/4	G1/K1
GATELEAD PB20 G2K2	Gateleads for Modules	PB20	6/7	G2/K2
GATELEAD PB34-60 G1K1	Gateleads for Modules	PB34, PB50, PB50 (Single), PB60	5/4	G1/K1, G2/K2, G1/K1
GATELEAD PB34-70 G2K2	Gateleads for Modules	PB34, PB50, PB70 (Single), PB60	6/7, 5/4, 6/7	G2/K2



Solid state relays

## Photovoltaic isolators & relays

Our solid-state relay range consists of HEXFET® power MOSFET and IGBT output photovoltaic relays plus photovoltaic isolators that give designers the flexibility to create their own relays.

Photovoltaic isolators offer single- and dual-channel, optically isolated outputs that can be used for directly driving the gates of discrete power MOSFETs and/or IGBTs. This range of devices gives designers the flexibility to create custom solid-state relays capable of controlling loads in excess of 1000 V and 100 A.

[www.infineon.com/photovoltaic-isolators](http://www.infineon.com/photovoltaic-isolators)

The operating parameters of photovoltaic relays are ideal for switching low-level signal loads in instrumentation and data acquisition to medium power loads in industrial controls and process automation, i.e. from microvolts and microamps to 400 V (AC peak or DC) and up to 6.0 A of load current at a contact resistance as low as 15 milliohms.

[www.infineon.com/photovoltaic-relays](http://www.infineon.com/photovoltaic-relays)

# Photovoltaic Isolators

Product	Type	Package name	Isolation Voltage [Vrms]	Control Current nominal min [mA]	Short Circuit Current min [ $\mu$ A]	Output Voltage [V]	Outputs	Technology
PVI5033RS	2 Form A	SMT8	3750	10	5	5	2	MER
PVI5013RS	2 Form A	SMT8	3750	5	5	5	2	MER
PVI1050NS	2 Form A	SMT8	2500	10	1	5	2	MER
PVI5033R	2 Form A	DIP8	3750	5	5	5	2	MER
PVI5013R	2 Form A	DIP8	3750	5	1	5	2	MER
PVI1050N	2 Form A	DIP8	2500	10	5	5	-	MER
PVI5080NS	1 Form A	SMT8	4000	10	8	5	1	MER
PVI5080N	1 Form A	DIP8	4000	10	8	5	1	MER
PVI5050N	1 Form A	DIP8	4000	10	5	5	2	MER
PVI5050NS	1 Form A	SMT8	4000	10	8	5	1	MER

# Photovoltaic Relays

Product	Type	Package name	Isolation Voltage [Vrms]	Control Current nominal min [mA]	Load Current AC [mA]	Load Current DC [mA]	Load Voltage AC V(peak) max [V]	Load Voltage DC max [V]	Response Time On max [μs]	Response Time Off max [μs]	Thermal Offset [μV]	Technology
<b>20 V</b>												
PVN012	1 Form A	DIP6	4000	5	2500	4500	20	20	5000	500	-	MER
PVN012A	1 Form A	DIP6	4000	10	4000	6000	20	20	3000	500	-	MER
PVN012AS	1 Form A	SMT6	4000	10	4000	6000	20	20	3000	500	-	MER
PVN012S	1 Form A	SMT6	4000	5	2500	4500	20	20	5000	500	-	MER
PVN013	1 Form A	DIP6	4000	5	2500	4500	20	20	5000	500	-	MER
PVN013S	1 Form A	SMT6	4000	5	2500	4500	20	20	5000	500	-	MER
<b>60 V</b>												
PVAZ172N	1 Form A	DIP8	4000	10	1000	1000	60	60	2000	500	-	MER
PVAZ172NS	1 Form A	SMT8	4000	10	1000	1000	60	60	2000	500	-	MER
PVDZ172N	1 Form A	DIP8	4000	10	-	1500	-	60	2000	500	-	MER
PVDZ172NS	1 Form A	SMT8	4000	10	-	1500	-	60	2000	500	-	MER
PVG612	1 Form A	DIP6	4000	10	1000	2000	60	60	2000	500	-	MER
PVG612S	1 Form A	SMT6	4000	10	1000	2000	60	60	2000	500	-	MER
PVG612A	1 Form A	DIP6	4000	10	2000	4000	60	60	3500	500	-	MER
PVG612AS	1 Form A	SMT6	4000	10	2000	4000	60	60	3500	500	-	MER
PVG613	1 Form A	DIP6	4000	10	1000	2000	60	60	2000	500	0.2	MER
PVG613S	1 Form A	SMT6	4000	10	1000	2000	60	60	2000	500	-	MER

# Photovoltaic Relays

Product	Type	Package name	Isolation Voltage [Vrms]	Control Current nominal min [mA]	Load Current AC [mA]	Load Current DC [mA]	Load Voltage AC V(peak) max [V]	Load Voltage DC max [V]	Response Time On max [μs]	Response Time Off max [μs]	Thermal Offset [μV]	Technology
<b>100 V - 150 V</b>												
PVA1352N	1 Form A	DIP8	4000	5	375	375	100	100	150	125	0.2	MER
PVA1352NS	1 Form A	SMT8	4000	5	375	375	100	100	150	125	0.2	MER
PVA1354N	1 Form A	DIP8	4000	5	375	375	100	100	150	125	0.2	MER
PVA1354NS	1 Form A	SMT8	4000	5	375	375	100	100	150	125	0.2	MER
PVD1352N	1 Form A	DIP8	4000	5	-	550	-	100	150	125	0.2	MER
PVD1352NS	1 Form A	SMT8	4000	5	-	550	-	100	150	125	0.2	MER
PVD1354N	1 Form A	DIP8	4000	5	-	550	-	100	150	125	0.2	MER
PVD1354NS	1 Form A	SMT8	4000	5	-	550	-	100	150	125	0.2	MER
PVR1300N	2 Form A	DIP16	1500	5	360	660	100	100	150	125	0.2	MER
PVR1301N	2 Form A	DIP16	1500	5	360	660	100	100	150	125	0.2	MER
PVT212	1 Form A	DIP6	4000	5	550	825	150	150	3000	500	-	MER
PVT212S	1 Form A	SMT6	4000	5	550	825	150	150	3000	500	-	MER
<b>200 V - 250 V</b>												
PVA2352N	1 Form A	DIP8	4000	5	150	150	200	200	100	110	0.2	MER
PVA2352NS	1 Form A	SMT8	4000	5	150	150	200	200	100	110	0.2	MER
PVT312	1 Form A	DIP6	4000	5	190	320	250	250	3000	500	-	MER
PVT312S	1 Form A	SMT6	4000	5	190	320	250	250	3000	500	-	MER
PVT312L	1 Form A	DIP6	4000	5	170	300	250	250	3000	500	-	MER
PVT312LS	1 Form A	SMT6	4000	5	170	300	250	250	3000	500	-	MER
PVT322	2 Form A	DIP8	4000	5	170	170	250	250	3000	500	-	MER
PVT322S	2 Form A	SMT8	4000	5	170	170	250	250	3000	500	-	MER
PVT322A	2 Form A	DIP8	4000	5	170	170	250	250	3000	500	-	MER
PVT322AS	2 Form A	SMT8	4000	5	170	170	250	250	3000	500	-	MER


Product	Type	Package name	Isolation Voltage [Vrms]	Control Current nominal min [mA]	Load Current AC [mA]	Load Current DC [mA]	Load Voltage AC V(peak) max [V]	Load Voltage DC max [V]	Response Time On max [μs]	Response Time Off max [μs]	Thermal Offset [μV]	Technology
<b>300 V</b>												
PVA3054N	1 Form A	DIP8	4000	5	50	50	300	300	60	100	0.2	MER
PVA3054NS	1 Form A	SMT8	4000	5	50	50	300	300	60	100	0.2	MER
PVA3055N	1 Form A	DIP8	4000	5	50	50	300	300	60	100	0.2	MER
PVA3055NS	1 Form A	SMT8	4000	5	50	50	300	300	60	100	0.2	MER
PVA3324N	1 Form A	DIP8	4000	2	150	150	300	300	100	110	0.2	MER
PVA3324NS	1 Form A	SMT8	4000	2	150	150	300	300	100	110	0.2	MER
PVA3354N	1 Form A	DIP8	4000	5	150	150	300	300	100	110	0.2	MER
PVA3354NS	1 Form A	SMT8	4000	5	150	150	300	300	100	110	0.2	MER
<b>400 V</b>												
PVT412	1 Form A	DIP6	4000	5	140	210	400	400	2000	500	0.5	MER
PVT412S	1 Form A	SMT6	4000	5	140	210	400	400	2000	500		MER
PVT412A	1 Form A	DIP6	4000	5	240	360	400	400	3000	500	0.5	MER
PVT412AS	1 Form A	SMT6	4000	5	240	360	400	400	3000	500	0.5	MER
PVT412L	1 Form A	DIP6	4000	5	120	200	400	400	2000	500	0.5	MER
PVT412LS	1 Form A	SMT6	4000	5	120	200	400	400	2000	500	0.5	MER
PVT422	2 Form A	DIP8	4000	5	120	120	400	400	2000	2000	-	MER
PVT422S	2 Form A	SMT8	4000	5	120	120	400	400	2000	2000	-	MER
PVU414	1 Form A	DIP6	4000	5	140	210	400	400	500	200	0.2	MER
PVU414S	1 Form A	SMT6	4000	5	140	210	400	400	500	200	0.2	MER
PVX6012	1 Form A	DIP14	3750	5	1000	1000	400	400	7000	1000	-	MER











## Where to buy

Infineon distribution partners and sales offices:  
[www.infineon.com/WhereToBuy](http://www.infineon.com/WhereToBuy)

## Service hotline

Infineon offers its toll-free 0800/4001 service hotline as one central number, available 24/7 in English, Mandarin and German.

- > Germany ..... 0800 951 951 951 (German/English)
- > China, mainland ..... 4001 200 951 (Mandarin/English)
- > India ..... 000 800 4402 951 (English)
- > USA ..... 1-866 951 9519 (English/German)
- > Other countries ..... 00\* 800 951 951 951 (English/German)
- > Direct access ..... +49 89 234-0 (interconnection fee, German/English)

\* Please note: Some countries may require you to dial a code other than "00" to access this international number.  
Please visit [www.infineon.com/service](http://www.infineon.com/service) for your country!

[www.infineon.com](http://www.infineon.com)

Published by  
Infineon Technologies AG  
81726 Munich, Germany

© 2018 Infineon Technologies AG.  
All rights reserved.

Order number: B133-H9881-V4-7600-EU-EC-P  
Date: 05/2018

### Please note!

THIS DOCUMENT IS FOR INFORMATION PURPOSES ONLY AND ANY INFORMATION GIVEN HEREIN SHALL IN NO EVENT BE REGARDED AS A WARRANTY, GUARANTEE OR DESCRIPTION OF ANY FUNCTIONALITY, CONDITIONS AND/OR QUALITY OF OUR PRODUCTS OR ANY SUITABILITY FOR A PARTICULAR PURPOSE. WITH REGARD TO THE TECHNICAL SPECIFICATIONS OF OUR PRODUCTS, WE KINDLY ASK YOU TO REFER TO THE RELEVANT PRODUCT DATA SHEETS PROVIDED BY US. OUR CUSTOMERS AND THEIR TECHNICAL DEPARTMENTS ARE REQUIRED TO EVALUATE THE SUITABILITY OF OUR PRODUCTS FOR THE INTENDED APPLICATION.

WE RESERVE THE RIGHT TO CHANGE THIS DOCUMENT AND/OR THE INFORMATION GIVEN HEREIN AT ANY TIME.

### Additional information

For further information on technologies, our products, the application of our products, delivery terms and conditions and/or prices, please contact your nearest Infineon Technologies office ([www.infineon.com](http://www.infineon.com)).

### Warnings

Due to technical requirements, our products may contain dangerous substances. For information on the types in question, please contact your nearest Infineon Technologies office.

Except as otherwise explicitly approved by us in a written document signed by authorized representatives of Infineon Technologies, our products may not be used in any life-endangering applications, including but not limited to medical, nuclear, military, life-critical or any other applications where a failure of the product or any consequences of the use thereof can result in personal injury.

Модули, IGBT, Еурес, Infineon, купить в Минске tel. +375447584780  
www.fotorele.net www.tiristor.by радиодетали, электронные компоненты  
email minsk17@tut.by tel.+375 29 758 47 80 МТС

каталог, описание, технические, характеристики, datasheet, параметры, маркировка, габариты, фото

QR код

