VFB501 концевой выключатель, VF B501,
Заказ Минск тел.+375 44 7584780 email minsk17@tut.by www.fotorele.net
радиодетали, электронные компоненты, каталог, описание,
технические, характеристики,
datasheet, параметры, маркировка, габариты, фото, аналог, замена,



Main features

- Technopolymer housing
- Protection degree IP20 (terminals), IP40 (contacts)
- 14 contact blocks available
- Actuators with plastic or metal button
- contact block with positive opening ⊖
- For internal use in PA, PX, PC series foot switches

Markings and quality marks:

UL approval:	E131787
CCC approval:	2013010305600704
EAC approval:	RU C-IT ДМ94.В.01024

Technical data

Housing

Housing made of glass fiber reinforced technopolymer, self-extinguishing and shock-proof

Protection degree:	IP20 (terminals), IP40 (contacts) according to EN 60529

General data

Ambient temperature:	-40°C … +80°C
Safety parameters:	
B_{10d}:	40,000,000 for NC contacts
Max. actuation frequency:	3600 operating cycles[1]/hour
Mechanical endurance:	20 million operating cycles[1]
Max. actuation speed:	0.5 m/s
Min. actuation speed:	1 mm/s (slow action) 0.01 mm/s (snap action)
Tightening torques screws contact blocks:	0.6 … 0.8 Nm

(1) One operation cycle means two movements, one to close and one to open contacts, as defined in EN 60947-5-1

Cable cross section (flexible copper strands)

Contact blocks 5, 6, 7, 9, 10, 11, 12, 13, 14, 15, 18, 37, 66, 67: min.1 x 0.5 mm² (1 x AWG 20)
max.2 x 2.5 mm² (2 x AWG 14)

In conformity with standards:
IEC 60947-5-1, EN 60947-5-1, EN 60947-1, IEC 60204-1, EN 60204-1, EN ISO 14119, EN ISO 12100, IEC 60529, EN 60529, UL 508, CSA 22.2 No.14.
Approvals:
UL 508, CSA 22.2 No.14, EN 60947-1, EN 60947-5-1

In conformity with the requirements of:
Low Voltage Directive 2006/95/EC, Machinery Directive 2006/42/EC and EMC Directive 2004/108/EC.
Positive contact opening in conformity with standards:
IEC 60947-5-1, EN 60947-5-1.

Installation for safety applications:
Use only switches marked with the symbol ⊖ aside the product code. Always connect the safety circuit to the **NC contacts** (normally closed contacts: 11-12, 21-22 or 31-32) as stated in **standard EN 60947-5-1, encl. K, par. 2**. Actuate the switch **at least up to the positive opening travel** shown in the travel diagrams. Operate the switch **at least with the positive opening force**, indicated between brackets below each article, aside the minimum force value.

Electrical data

Thermal current (Ith):	10 A
Rated insulation voltage (Ui):	500 Vac 600 Vdc
Rated impulse withstand voltage (U_{imp}):	6 kV
Conditional short circuit current:	1000 A according to EN 60947-5-1
Protection against short circuits:	type aM fuse 10 A 500 V
Pollution degree:	3

Utilization category

Alternating current: AC15 (50÷60 Hz)

Ue (V)	250	400	500
Ie (A)	6	4	1

Direct current: DC13

Ue (V)	24	125	250
Ie (A)	6	1.1	0.4

Characteristics approved by UL

Utilization categories Q300 (69 VA, 125 … 250 Vdc)
A600 (720 VA, 120 … 600 Vac)
Characteristics of the housing: open type
For all contact blocks use 60 or 75 °C copper (Cu) conductor, rigid or flexible, wire size AWG 12-14. Terminal tightening torque of 7.1 lb in (0.8 Nm).

In conformity with standard: UL 508, CSA 22.2 N.14

Please contact our technical service for the list of approved products.

Description

Contact blocks with captive screws, finger protection and self-lifting clamping screw plates. With NC contacts with positive opening for safety applications. Fitted with twin bridge contacts, they are particularly suitale for high-reliability applications.
Suitable for the installation inside foot switches series PA, PX and PC.

Dimensional drawings

All measures in the drawings are in mm

Contact type:

- R = snap action
- L = slow action
- LO = slow action overlapped
- LS = slow action shifted
- LV = slow action shifted and spaced
- LA = slow action closer

Technopolymer button

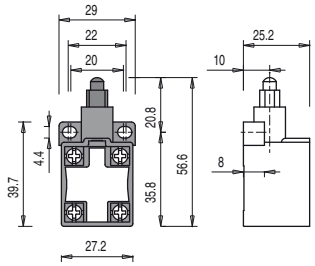

Metal button

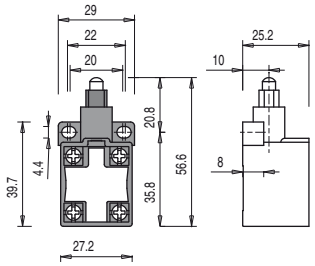

Contact blocks		Technopolymer button		Metal button		Travel diagrams
5	R	VF B501	⊖ 1NO+1NC	VF B502	⊖ 1NO+1NC	
6	L	VF B601	⊖ 1NO+1NC	VF B602	⊖ 1NO+1NC	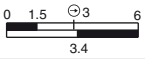
7	LO	VF B701	⊖ 1NO+1NC	VF B702	⊖ 1NO+1NC	
9	L	VF B901	⊖ 2NC	VF B902	⊖ 2NC	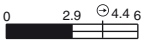
10	L	VF B1001	2NO	VF B1002	2NO	
11	R	VF B1101	⊖ 2NC	VF B1102	⊖ 2NC	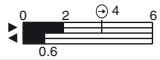
12	R	VF B1201	2NO	VF B1202	2NO	
13	LV	VF B1301	⊖ 2NC	VF B1302	⊖ 2NC	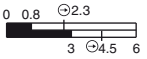
14	LS	VF B1401	⊖ 2NC	VF B1402	⊖ 2NC	
15	LS	VF B1501	2NO	VF B1502	2NO	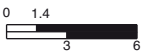
18	LA	VF B1801	⊖ 1NO+1NC	VF B1802	⊖ 1NO+1NC	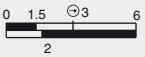
37	L	VF B3701	⊖ 1NO+1NC	VF B3702	⊖ 1NO+1NC	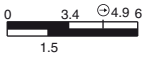
66	L	VF B6601	⊖ 1NC	VF B6602	⊖ 1NC	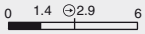
67	L	VF B6701	1NO	VF B6702	1NO	
Max. speed		0,5 m/s		0,5 m/s		
Min. force		8 N (20 N ⊖)		8 N (20 N ⊖)		

Legend

Closed contact | Open contact | ⊖ Positive opening travel according to IEC 60947-5-1 | ▶ Pushing the switch / ◀ Releasing the switch

Code structure

article — options

VF B501-G

Contact blocks	
5	1NO+1NC, snap action
6	1NO+1NC, slow action
7	1NO+1NC, slow action, overlapped
9	2NC, slow action
10	2NO, slow action
11	2NC, snap action
12	2NO, snap action
...	.....

Contact type	
	silver contacts (standard)
G	silver contacts with 1 µm gold coating

Actuators	
01	with technopolymer button
02	with metal button

Items with code on **green** background are stock items

➔ The 2D/3D files are available at **www.pizzato.com**

VFB501 концевой выключатель, VF B501,
Заказ Минск тел.+375 44 7584780 email minsk17@tut.by www.fotorele.net
радиодетали, электронные компоненты, каталог, описание, технические, характеристики,
datasheet, параметры, маркировка, габариты, фото, аналог, замена,