

Выключатель концевой, путевой Минск т.80447584780

www.fotorele.net www.tiristor.by радиодетали, электронные компоненты

email minsk17@tut.by tel.+375 29 758 47 80 МТС

каталог, описание, технические, характеристики, datasheet, параметры, маркировка, габариты, фото, даташит,



QR код

www.tiristor.by

LS Series Limit Switches

Foot Switches

Separate Elements

1SBC141127C0201




www.tiristor.by



Main Catalogue

LS Series Limit Switches Foot Switches

Separate Elements

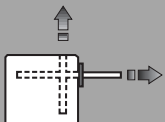
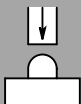
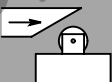







*The complete products are assembled in factory,
depicted and referenced in main catalogue (Ref. 1SBC 0016 99 R1002)*

30 mm Width

LS30P...
LS31P...
LS32P...
LS33P...
LS35P...

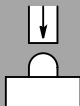
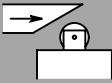

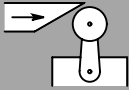






Type	LS...P16	LS...P11	LS...P13	LS...P31
CENELEC conformity	—	EN 50047	EN 50047	EN 50047
Actuator	Key translation movement	Plain plunger	Roller plunger	Roller lever
Action type				
Positive opening operation				

40 mm Width

LS40P...
LS43P...
LS45P...



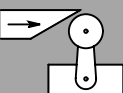
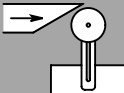
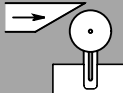


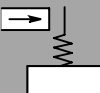






Type	LS...P11	LS...P13	LS...P31	LS...P41
CENELEC conformity	EN 50041	EN 50041	—	EN 50041
Actuator	Plain plunger	Roller plunger	Roller lever	Roller lever
Action type				
Positive opening operation				

Casing IP65 - 30 and 40 mm Width




Roller lever	Adjustable roller lever	Adjustable roller lever



LS...P44	LS...P51	LS...P54	LS...P61	LS...P72	LS...P91
-	-	-	-	EN 50041	-
Roller lever	Adjustable roller levers		Adjustable flexible and rigid rod levers		Flexible rod
					
					

40 mm Width


LS40M...
LS43M...
LS45M...



Type	LS...M11	LS...M13	LS...M21	LS...M22	LS...M31
CENELEC conformity	EN 50041	EN 50041	EN 50041	EN 50041	—
Actuator	Plain plunger	Roller plunger	Plain plunger	Roller plunger	Roller lever
Action type					
Positive opening operation					

60 mm Width

LS60M...
LS63M...
LS65M...



Type	LS...M11	LS...M13	LS...M21	LS...M22	LS...M31
CENELEC conformity	—	—	—	—	—
Actuator	Plain plunger	Roller lever	Plain plunger	Roller plunger	Roller lever
Action type					
Positive opening operation					

Switches

- 40 and 60 mm Width



LS...M41	LS...M51	LS...M54	LS...M61	LS...M72	LS...M91
EN 50041	—	—	—	EN 50041	—
Roller lever	Adjustable roller levers		Adjustable flexible and rigid rod levers		Flexible rod



LS...M41	LS...M51	LS...M54	LS...M61	LS...M72	LS...M91
—	—	—	—	—	—
Roller lever	Adjustable roller levers		Adjustable flexible and rigid rod levers		Flexible rod



ABB
LS40M00B11
Ump 6 V Li 60V
AC-15 24V 3A ~
DC-13 24V 2.5A ~
IEC 60947-5-1 / EN 60947-5-1
EN 50042
CE
MADE IN ITALY 0119

ABB
LS60M00B11
Ump 6 V Li 60V
AC-15 24V 3A ~
DC-13 24V 2.5A ~
IEC 60947-5-1 / EN 60947-5-1
EN 50042
CE
MADE IN ITALY 0119

ABB
LS40P00B11
Ump 6 V Li 60V
AC-15 24V 3A ~
DC-13 24V 2.5A ~
IEC 60947-5-1 / EN 60947-5-1
EN 50042
CE
MADE IN ITALY 0119

ABB
LS30P60B11
Ump 6 V Li 60V
AC-15 24V 3A ~
DC-13 24V 2.5A ~
IEC 60947-5-1 / EN 60947-5-1
EN 50042
CE
MADE IN ITALY 0119

13 NO 14
21 NC 22
Zb
240V-3A
0119



LS Series Limit Switches Separate Elements

Contents

LS30P ... LS35P and LS40P ... LS45P Limit Switches, Plastic Casing

Description of Complete Device	8
Implementation	9

LS30P ... LS35P Limit Switches

Type of Separate Elements	10
Synoptic of Separate Elements	11
Ordering Details of Separate Elements	12
Operation Diagrams	14
Dimensions of Complete Device	15

LS40P ... LS45P Limit Switches

Type of Separate Elements	16
Synoptic of Separate Elements	17
Ordering Details of Separate Elements	19
Operation Diagrams	22
Dimensions of Complete Device	23

LS40M ... LS45M and LS60M ... LS65M Limit Switches, Metal Casing

Description of Complete Device	24
Implementation	25

LS40M ... LS45M Limit Switches

Type of Separate Elements	26
Synoptic of Separate Elements	27
Ordering Details of Separate Elements	29
Operation Diagrams	32
Dimensions of Complete Device	33

LS60M ... LS65M Limit Switches

Type of Separate Elements	35
Synoptic of Separate Elements	36
Ordering Details of Separate Elements	38
Operation Diagrams	41
Dimensions of Complete Device	42

Index

Classification by Order Code	49
Classification by Type	50



LS30P ... LS35P and LS40P ... LS45P

Limit Switches

Description of Complete Device

Applications

Easy to use, electromechanical limit switches offer specific qualities:

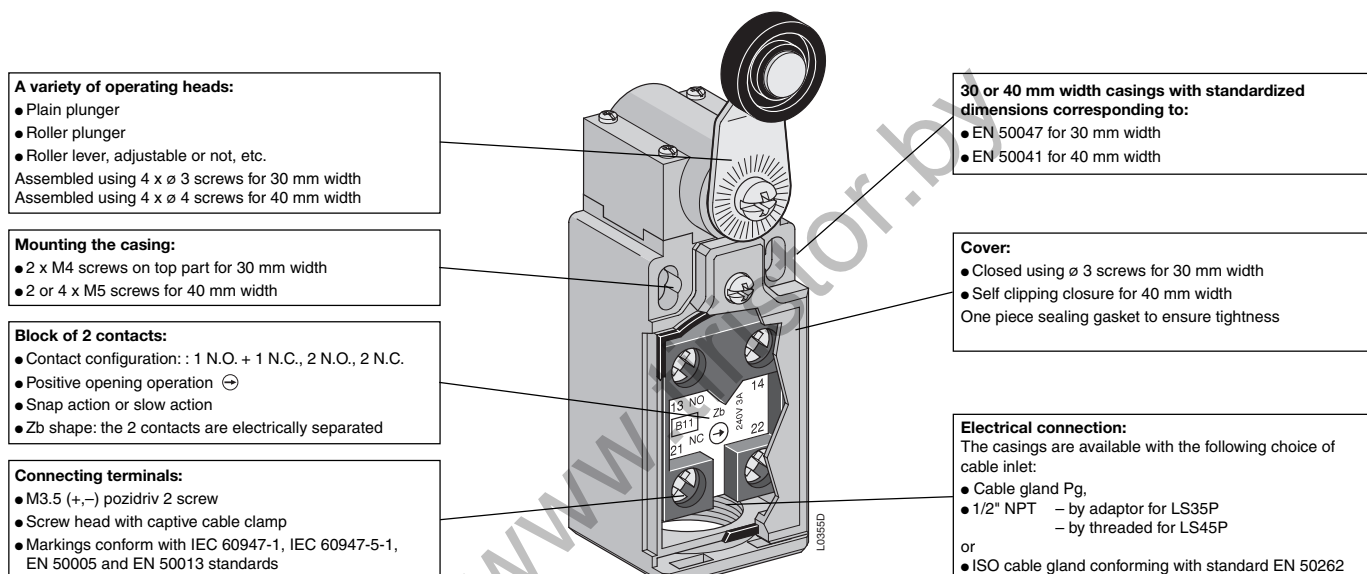
- Visible operation.
- Able to switch strong currents (10 A conventional thermal current).
- Contact blocks with positive opening operation of the "N.C." normally closed contact(s) (symbol ⊖).
- Electrically separated contacts (Zb shape).
- Precise operating points (consistency).
- Immune to electromagnetic disturbances.

They are purpose-built detection devices thanks to these characteristics:

- Presence/absence.
- Positioning and travel limit.
- Objects passing/counting.

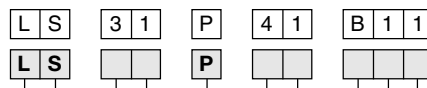
Description

Limit switches, which are made of reinforced UL-V0 thermoplastic fibre-glass, offer double insulation  and an IP65 degree of protection.



Type

Example :



Limit Switch	LS
Casing width: 30 mm	3
1 cable inlet for Pg 13.5 cable gland	0
1 cable inlet for Pg 11 cable gland	1
1 cable inlet M16 x 1.5 for ISO 16 cable gland	2
1 cable inlet M20 x 1.5 for ISO 20 cable gland	3
1 cable inlet by 1/2" NPT plastic adaptor delivered not mounted	5
Casing width: 40 mm	4
1 cable inlet for Pg 13.5 cable gland	0
1 cable inlet M20 x 1.5 for ISO 20 cable gland	3
1 cable inlet for 1/2" NPT	5
Plastic casing	P

Contact types:

11	1 N.O. + 1 N.C. contacts
20	2 N.O. contacts
02	2 N.C. contacts

Snap action:

B	Zb Snap
---------	---------

Dependent (slow) action:


L	Zb Slow / Simultaneous
D	Zb Non-overlapping late make
C	Zb Overlapping early make

Operating heads:
10 ... 93 Codes

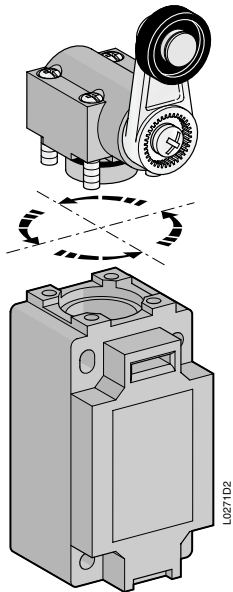
>> Type of Separate Elements pages 10, 16
>> Ordering Details for Separate Elements pages 12, 19

>> Operation Diagrams pages 14, 22
>> Dimensions of Complete Device pages 15, 23


LS30P ... LS35P and LS40P ... LS45P Limit Switches Implementation



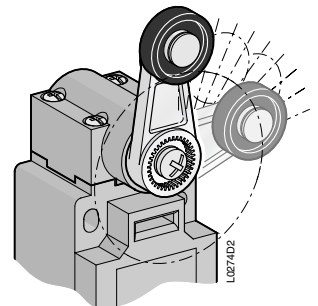
Lever round turning:
LS30P ... LS35P and LS40P ... LS45P



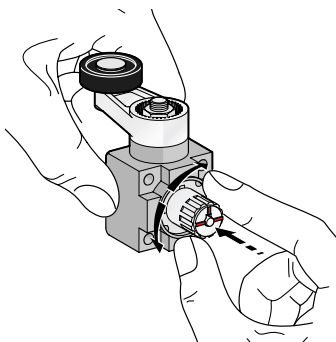
Head orientation:
LS30P ... LS35P and LS40P ... LS45P



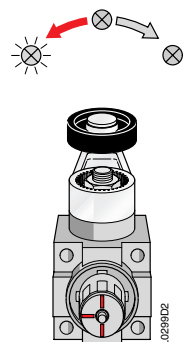
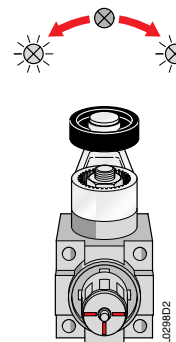
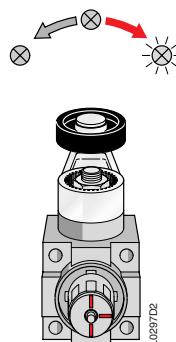
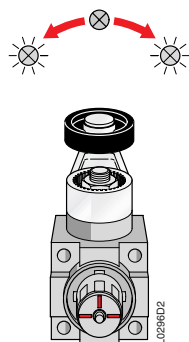
Free position adjustment
10 in 10° of lever:
LS30P ... LS35P



Free position adjustment
9 in 9° of lever:
LS40P ... LS45P



LS40P ... LSP45P Operating mode selection only



LS30P ... LS35P Limit Switches

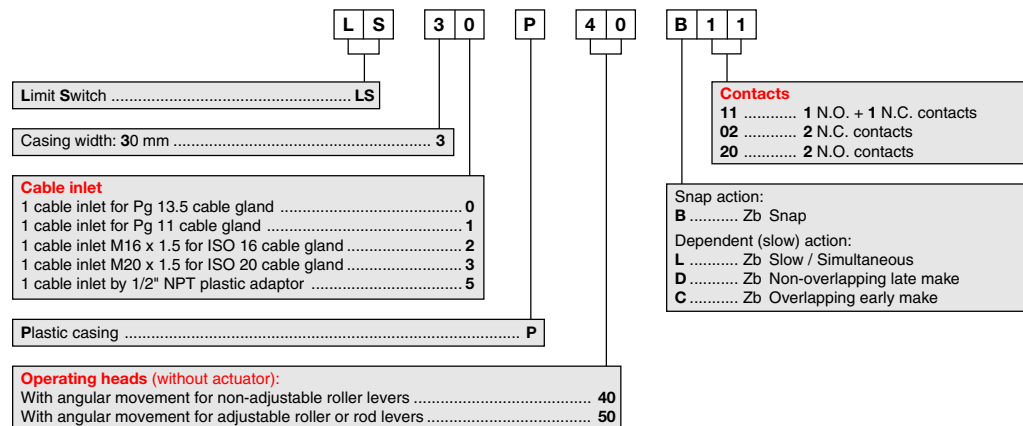
Double Insulation - Plastic Casing IP65 - 30 mm Width

Type of Separate Elements

Casings with Contact Block and Angular Motion Head (without actuator)



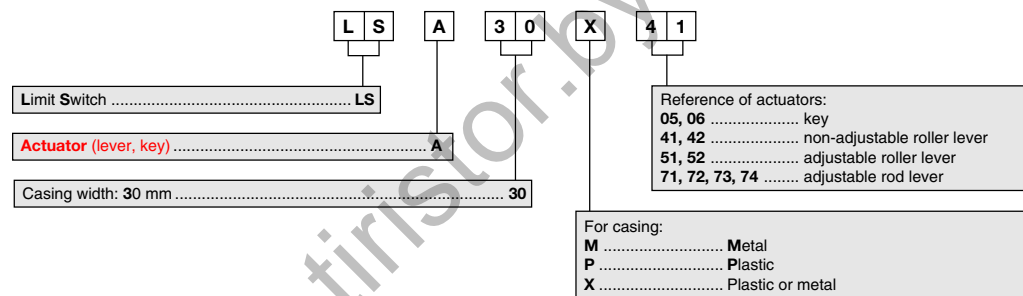
LS30P40B11



Separate Actuators (lever, key)



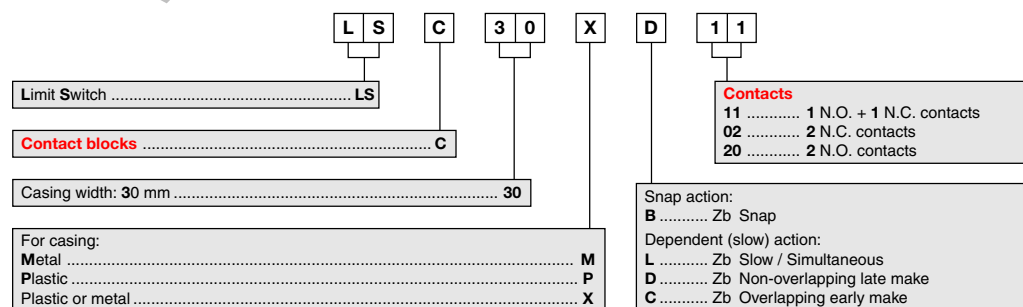
LSA30X41



Separate Contact Blocks



LSC30XD11

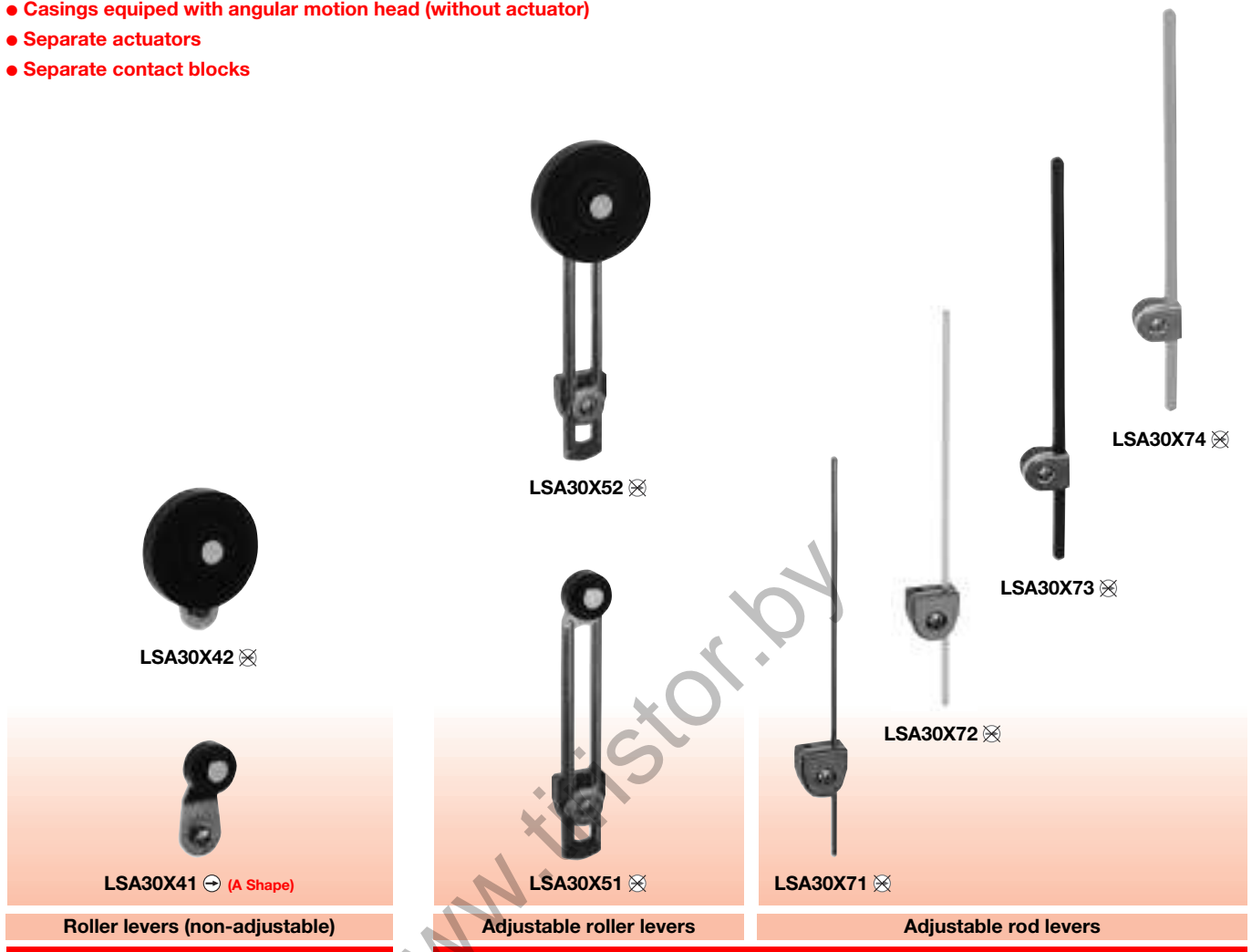


LS30P ... LS35P Limit Switches

Double Insulation - Plastic Casing IP65 - 30 mm Width

Synoptic of Separate Elements

- Casings equipped with angular motion head (without actuator)
- Separate actuators
- Separate contact blocks



LS30P40 ... LS35P40 casings equipped with angular motion head for roller levers (non-adjustable)

- ⊕ LS30P40B11, LS30P40D11, LS30P40C11, LS30P40L02, LS30P40B02
- LS31P40B11, LS31P40D11, LS31P40C11, LS31P40L02, LS31P40B02
- LS32P40B11, LS32P40D11, LS32P40C11, LS32P40L02, LS32P40B02
- LS33P40B11, LS33P40D11, LS33P40C11, LS33P40L02, LS33P40B02
- LS35P40B11, LS35P40D11, LS35P40C11, LS35P40L02, LS35P40B02
- ⊗ LS30P40L20, LS31P40L20, LS32P40L20, LS33P40L20, LS35P40L20

LS30P50 ... LS35P50 casings equipped with angular motion head for adjustable roller or rod levers

- ⊗ LS30P50B11, LS30P50D11, LS30P50C11, LS30P50L02, LS30P50L20, LS30P50B02
- LS31P50B11, LS31P50D11, LS31P50C11, LS31P50L02, LS31P50L20, LS31P50B02
- LS32P50B11, LS32P50D11, LS32P50C11, LS32P50L02, LS32P50L20, LS32P50B02
- LS33P50B11, LS33P50D11, LS33P50C11, LS33P50L02, LS33P50L20, LS33P50B02
- LS35P50B11, LS35P50D11, LS35P50C11, LS35P50L02, LS35P50L20, LS35P50B02

Contact blocks

- ⊕ LSC30XB11, LSC30XD11, LSC30XC11, LSC30XL02, LSC30XB02
- ⊗ LSC30XL20

⊕ : Suitable for positive opening operation (IEC 60947-5-1 and EN 50041).

Warning! The positive opening operation of limit switch is only guaranteed if the elements noted with ⊕ are fitted.

LS30P ... LS35P Limit Switches

Double Insulation - Plastic Casing IP65 - 30 mm Width Separate Elements

⊖ "N.C." contact with positive opening operation or element (subassembly, head, lever) suitable for positive opening operation.

Warning! The positive opening operation of limit switch is only guaranteed if the elements noted with ⊖ are fitted.



LS30P40B11



LS30P50B11

LS30P with 1 cable inlet for Pg 13.5 cable gland.
LS31P with 1 cable inlet for Pg 11 cable gland.
LS32P with 1 cable inlet M16 x 1.5 for ISO 16 cable gland.
LS33P with 1 cable inlet M20 x 1.5 for ISO 20 cable gland.
LS35P with 1 cable inlet by 1/2" NPT plastic adaptor.

Ordering Details

Contact blocks						Positive opening operation	Actuation speed max. m/s	Type	Order code	Unit weight kg
B11	D11	C11	L02	L20	B02					

Casings with angular motion head for non-adjustable roller levers, delivered without actuator

1						⊖	1.5	LS30P40B11	1SBV 01 0240 R1211	0.085
	1					⊖	1.5	LS30P40D11	1SBV 01 0240 R1411	0.085
		1				⊖	1.5	LS30P40C11	1SBV 01 0240 R1511	0.085
			1			⊖	1.5	LS30P40L02	1SBV 01 0240 R1302	0.085
				1		⊗	1.5	LS30P40L20	1SBV 01 0240 R1320	0.085
					1	⊖	1.5	LS30P40B02	1SBV 01 0240 R1202	0.085
1						⊖	1.5	LS31P40B11	1SBV 01 0140 R1211	0.085
	1					⊖	1.5	LS31P40D11	1SBV 01 0140 R1411	0.085
		1				⊖	1.5	LS31P40C11	1SBV 01 0140 R1511	0.085
			1			⊖	1.5	LS31P40L02	1SBV 01 0140 R1302	0.085
				1		⊗	1.5	LS31P40L20	1SBV 01 0140 R1320	0.085
					1	⊖	1.5	LS31P40B02	1SBV 01 0140 R1202	0.085
1						⊖	1.5	LS32P40B11	1SBV 01 0340 R1211	0.085
	1					⊖	1.5	LS32P40D11	1SBV 01 0340 R1411	0.085
		1				⊖	1.5	LS32P40C11	1SBV 01 0340 R1511	0.085
			1			⊖	1.5	LS32P40L02	1SBV 01 0340 R1302	0.085
				1		⊗	1.5	LS32P40L20	1SBV 01 0340 R1320	0.085
					1	⊖	1.5	LS32P40B02	1SBV 01 0340 R1202	0.085
1						⊖	1.5	LS33P40B11	1SBV 01 2240 R1211	0.085
	1					⊖	1.5	LS33P40D11	1SBV 01 2240 R1411	0.085
		1				⊖	1.5	LS33P40C11	1SBV 01 2240 R1511	0.085
			1			⊖	1.5	LS33P40L02	1SBV 01 2240 R1302	0.085
				1		⊗	1.5	LS33P40L20	1SBV 01 2240 R1320	0.085
					1	⊖	1.5	LS33P40B02	1SBV 01 2240 R1202	0.085
1						⊖	1.5	LS35P40B11	1SBV 01 2140 R1211	0.092
	1					⊖	1.5	LS35P40D11	1SBV 01 2140 R1411	0.092
		1				⊖	1.5	LS35P40C11	1SBV 01 2140 R1511	0.092
			1			⊖	1.5	LS35P40L02	1SBV 01 2140 R1302	0.092
				1		⊗	1.5	LS35P40L20	1SBV 01 2140 R1320	0.092
					1	⊖	1.5	LS35P40B02	1SBV 01 2140 R1202	0.092

Casings with angular motion head for adjustable rod or roller levers, delivered without actuator

1						⊗	1.5	LS30P50B11	1SBV 01 0250 R1211	0.085
	1					⊗	1.5	LS30P50D11	1SBV 01 0250 R1411	0.085
		1				⊗	1.5	LS30P50C11	1SBV 01 0250 R1511	0.085
			1			⊗	1.5	LS30P50L02	1SBV 01 0250 R1302	0.085
				1		⊗	1.5	LS30P50L20	1SBV 01 0250 R1320	0.085
					1	⊗	1.5	LS30P50B02	1SBV 01 0250 R1202	0.085
1						⊗	1.5	LS31P50B11	1SBV 01 0150 R1211	0.085
	1					⊗	1.5	LS31P50D11	1SBV 01 0150 R1411	0.085
		1				⊗	1.5	LS31P50C11	1SBV 01 0150 R1511	0.085
			1			⊗	1.5	LS31P50L02	1SBV 01 0150 R1302	0.085
				1		⊗	1.5	LS31P50L20	1SBV 01 0150 R1320	0.085
					1	⊗	1.5	LS31P50B02	1SBV 01 0150 R1202	0.085
1						⊗	1.5	LS32P50B11	1SBV 01 0350 R1211	0.085
	1					⊗	1.5	LS32P50D11	1SBV 01 0350 R1411	0.085
		1				⊗	1.5	LS32P50C11	1SBV 01 0350 R1511	0.085
			1			⊗	1.5	LS32P50L02	1SBV 01 0350 R1302	0.085
				1		⊗	1.5	LS32P50L20	1SBV 01 0350 R1320	0.085
					1	⊗	1.5	LS32P50B02	1SBV 01 0350 R1202	0.085

LS30P ... LS35P Limit Switches

Double Insulation - Plastic Casing IP65 - 30 mm Width
Separate Elements

→ "N.C." contact with positive opening operation or element (subassembly, head, lever) suitable for positive opening operation.
Warning! The positive opening operation of limit switch is only guaranteed if the elements noted with ⊕ are fitted.



LS30P50B11



LSA30X41



LSA30X42



LSA30X51



LSA30X71



LSA30P05



LSA30P06



LSC30XD11



LSR1305

Ordering Details

Contact blocks						Positive opening operation	Actuation speed max. m/s	Type	Order code	Unit weight kg
B11	D11	C11	L02	L20	B02					

Casings with angular motion head for adjustable rod or roller levers, delivered without actuator

1						⊗	1.5	LS33P50B11	1SBV 01 2250 R1211	0.085
1						⊗	1.5	LS33P50D11	1SBV 01 2250 R1411	0.085
	1					⊗	1.5	LS33P50C11	1SBV 01 2250 R1511	0.085
		1				⊗	1.5	LS33P50L02	1SBV 01 2250 R1302	0.085
			1			⊗	1.5	LS33P50L20	1SBV 01 2250 R1320	0.085
				1		⊗	1.5	LS33P50B02	1SBV 01 2250 R1202	0.085
1						⊗	1.5	LS35P50B11	1SBV 01 2150 R1211	0.092
1						⊗	1.5	LS35P50D11	1SBV 01 2150 R1411	0.092
	1					⊗	1.5	LS35P50C11	1SBV 01 2150 R1511	0.092
		1				⊗	1.5	LS35P50L02	1SBV 01 2150 R1302	0.092
			1			⊗	1.5	LS35P50L20	1SBV 01 2150 R1320	0.092
				1		⊗	1.5	LS35P50B02	1SBV 01 2150 R1202	0.092

Actuators for LS30P40 ... LS35P40 (delivered with M3.5 screw)

To be actuated by 30° cam

∅ 18 mm polyamide roller lever (1)	⊕	—	LSA30X41	1SBV 04 8641 R1000	0.012
∅ 45 mm rubber roller lever (1)	⊗	—	LSA30X42	1SBV 04 8642 R1000	0.026

Actuators for LS30P50 ... LS35P50 (delivered with M3.5 screw and adaptation parts)

To be actuated by 30° cam

Adjustable ∅ 18 mm polyamide roller lever (1)	⊗	—	LSA30X51	1SBV 04 8651 R1000	0.022
Adjustable ∅ 45 mm rubber roller lever (1)	⊗	—	LSA30X52	1SBV 04 8652 R1000	0.035

To be actuated by fully directional translation movement

Adjustable ∅ 3 mm inox rod lever 170 mm length (1)	⊗	—	LSA30X71	1SBV 04 8671 R1000	0.021
Adjustable ∅ 3 mm fibre-glass rod lever, 170 mm length (1)	⊗	—	LSA30X72	1SBV 04 8672 R1000	0.015
Adjustable ∅ 6 mm polyamide rod lever, 195 mm length (1)	⊗	—	LSA30X73	1SBV 04 8673 R1000	0.018
Adjustable ∅ 6 mm fibre-glass rod lever, 195 mm length (1)	⊗	—	LSA30X74	1SBV 04 8674 R1000	0.022

Right angle key for LS30P15 ... LS35P15

Right angle key (fixing 13 mm)	⊕	—	LSA30P05	1SBV 04 8605 R1000	0.013
--------------------------------	---	---	----------	--------------------	-------

Straight key for LS30P16 ... LS35P16

Straight key (fixing 13 mm)	⊕	—	LSA30P06	1SBV 04 8606 R1000	0.013
-----------------------------	---	---	----------	--------------------	-------

Separate contact blocks

1 N.C. + 1 N.O. 2-pole snap action	⊕	—	LSC30XB11	1SBV 04 9500 R1211	0.025
1 N.C. + 1 N.O. 2-pole non-overlapping slow action	⊕	—	LSC30XD11	1SBV 04 9500 R1411	0.025
1 N.O. + 1 N.C. 2-pole overlapping slow action	⊕	—	LSC30XC11	1SBV 04 9500 R1511	0.025
2 N.C. 2-pole simultaneous slow action	⊕	—	LSC30XL02	1SBV 04 9500 R1302	0.025
2 N.O. 2-pole simultaneous slow action	⊗	—	LSC30XL20	1SBV 04 9500 R1320	0.025
2 N.C. 2-pole snap action	⊕	—	LSC30XB02	1SBV 04 9500 R1202	0.025

1/2" NPT plastic adaptors

1 piece	—	—	LSR1305	1SBV 04 7500 R1305	0.007
10 pieces	—	—	LSR1305	1SBV 04 7500 T1305	0.070
50 pieces	—	—	LSR1305	1SBV 04 7500 W1305	0.350

(1) Free position adjustment of lever 10° by 10° over 360°.

>> Synoptic of Separate Elements page 11

>> Implementation page 9

LS30P ... LS35P Limit Switches

Double Insulation - Plastic Casing IP65 - 30 mm Width

Operation Diagrams (Body and Attached Head)

Contact blocks					
Snap action B11 	Non-overlapping slow action D11 	Overlapping slow action C11 	Simultaneous slow action L02 	Simultaneous slow action L20 	Snap action B02

Casings with angular motion head for non-adjustable roller levers, delivered without actuator

The casings with contact block marked with give positive opening.

LS30P40B11 LS31P40B11 LS32P40B11 LS33P40B11 LS35P40B11	LS30P40D11 LS31P40D11 LS32P40D11 LS33P40D11 LS35P40D11	LS30P40C11 LS31P40C11 LS32P40C11 LS33P40C11 LS35P40C11	LS30P40L02 LS31P40L02 LS32P40L02 LS33P40L02 LS35P40L02	LS30P40L20 LS31P40L20 LS32P40L20 LS33P40L20 LS35P40L20	LS30P40B02 LS31P40B02 LS32P40B02 LS33P40B02 LS35P40B02

Casings with angular motion head for adjustable rod or roller levers, delivered without actuator

These casings with contact block do not give positive opening.

LS30P50B11 LS31P50B11 LS32P50B11 LS33P50B11 LS35P50B11	LS30P50D11 LS31P50D11 LS32P50D11 LS33P50D11 LS35P50D11	LS30P50C11 LS31P50C11 LS32P50C11 LS33P50C11 LS35P50C11	LS30P50L02 LS31P50L02 LS32P50L02 LS33P50L02 LS35P50L02	LS30P50L20 LS31P50L20 LS32P50L20 LS33P50L20 LS35P50L20	LS30P50B02 LS31P50B02 LS32P50B02 LS33P50B02 LS35P50B02

Note: Contacts position

 21/22 Contact closed
 21/22 Contact open

Positive opening position

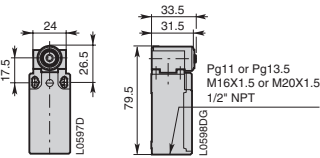
Warning! The positive opening operation of limit switch is only guaranteed if the elements noted with are fitted.

LS30P ... LS35P Limit Switches

Double Insulation - Plastic Casing IP65 - 30 mm Width

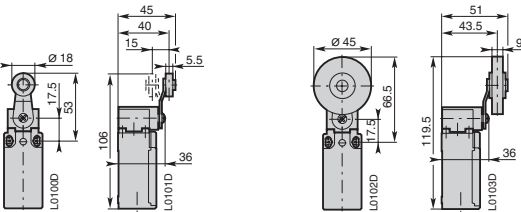
Dimensions (in mm) - Complete Device

● Casings with angular motion head for non-adjustable roller levers



LS30P40 ... LS35P40

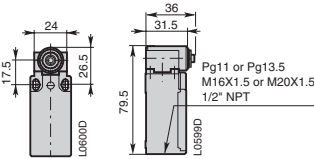
Casings equipped with head + actuator LSA30X...



LSA30X41

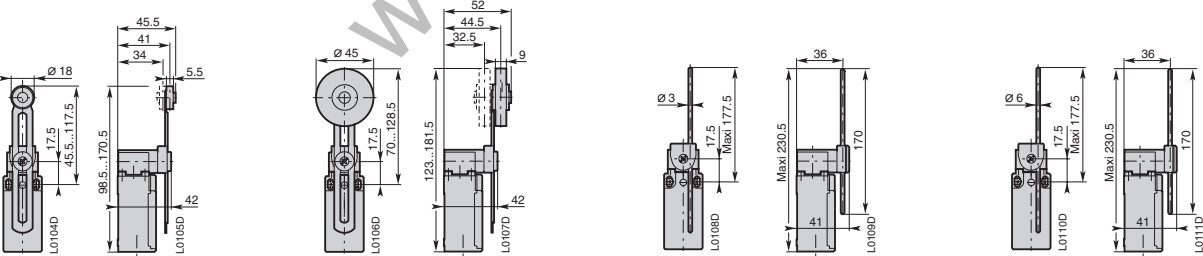
LSA30X42

● Casings with angular motion head for adjustable rod or roller levers



LS30P50 ... LS35P50

Casings equipped with head + actuator LSA30X...



LSA30X51

LSA30X52

LSA30X71, LSA30X72

LSA30X73, LSA30X74

Note: The reference LSA30X... under each picture, corresponds to the actuator only. The pictures show the complete device.

LS40P ... LS45P Limit Switches

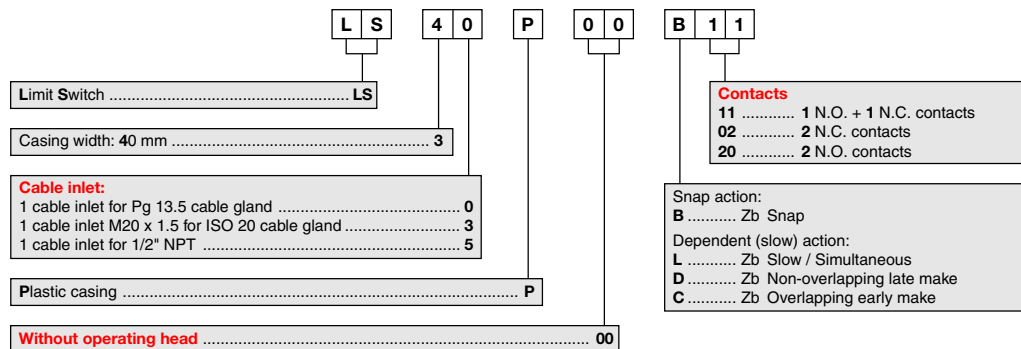
Double Insulation - Plastic Casing IP65 - 40 mm Width

Type of Separate Elements

Bodies with Contact Block for Rectilinear or Angular Motion Heads



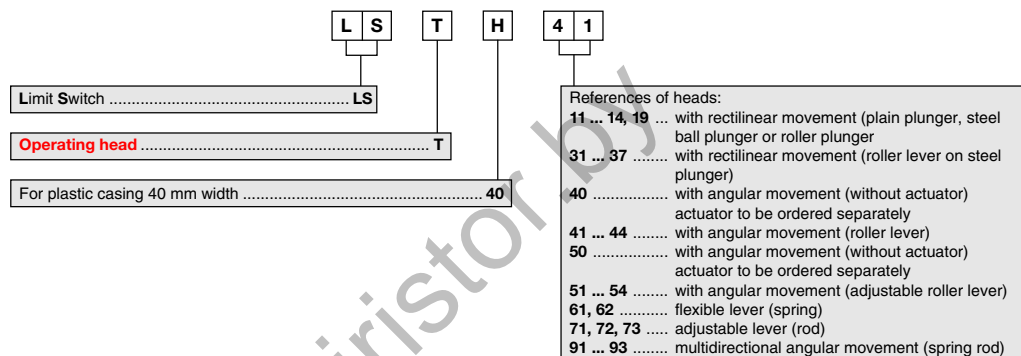
LS40P00B11




Operating Heads



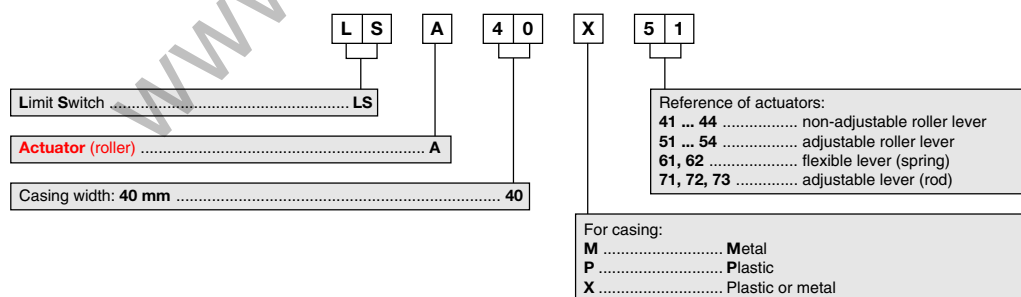
LSTH41



Separate Actuators (Roller Lever, Adjustable Roller or Rod Levers, etc.)



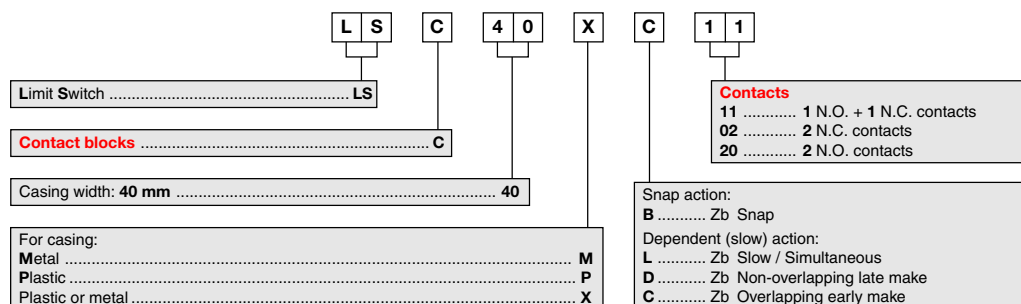
LSA40X51



Separate Contact Blocks



LSC40XC11



>> Implementation page 9
 >> Ordering Details for Separate Elements page 19

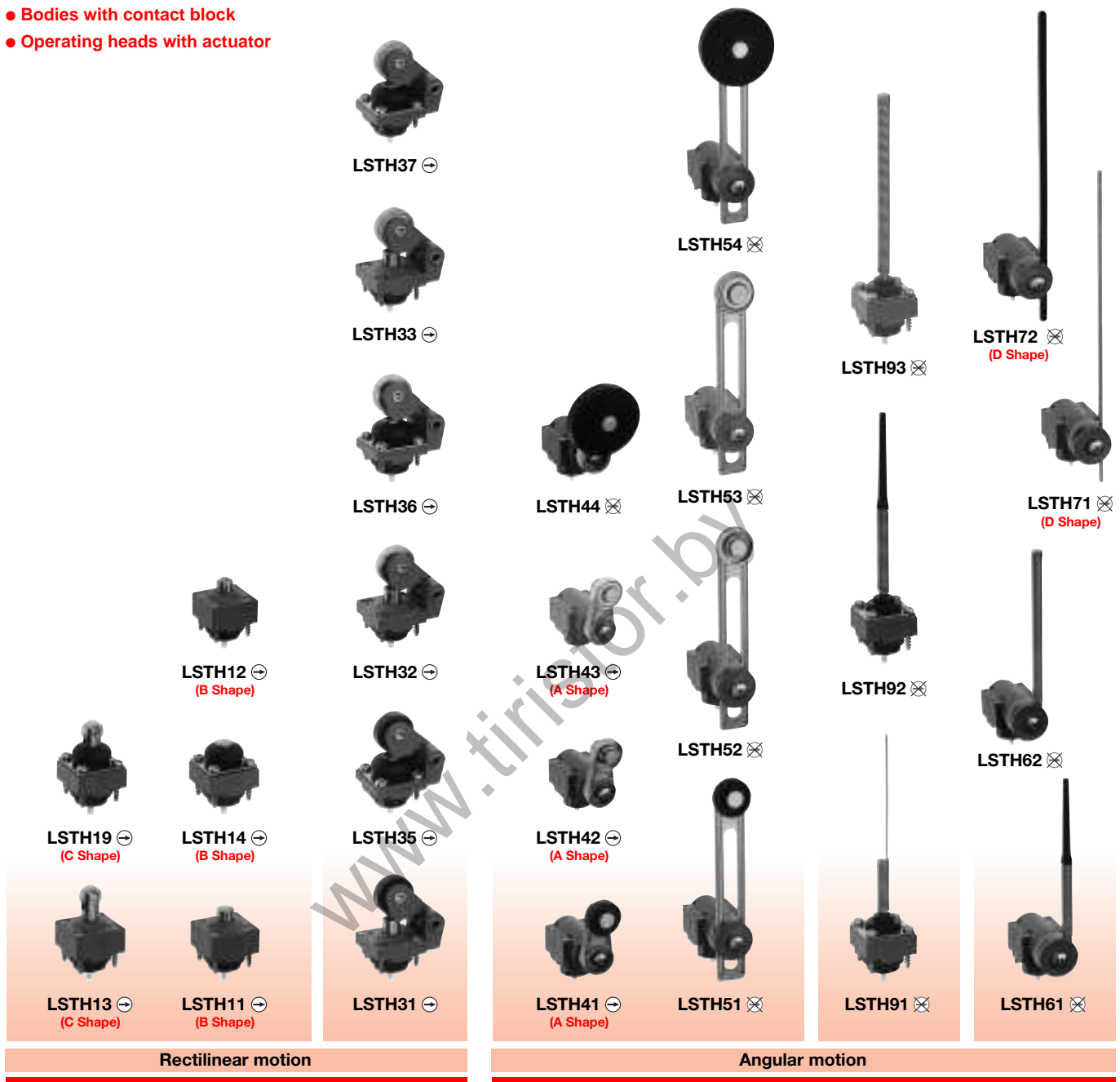
>> Operation Diagrams page 22
 >> Dimensions of Complete Device page 23

LS40P ... LS45P Limit Switches

Double Insulation - Plastic Casing IP65 - 40 mm Width

Synoptic of Separate Elements

- Bodies with contact block
- Operating heads with actuator



LSTH... rectilinear motion heads

- To be actuated from end.
With plunger (plain or with ball): LSTH11, LSTH12 and LSTH14.
- To be actuated by 30° cam translation.
With roller plunger: LSTH13, LSTH19.
- To be actuated unidirectionally by 30° cam translation.
With roller lever on steel plunger: LSTH31 ... LSTH37.

LSTH... angular motion heads

- To be actuated by 30° cam translation.
With roller lever: LSTH41 ... LSTH54.
- To be actuated by fully directional translation movement.
With rod or spring lever: LSTH61 ... LSTH72.
- To be actuated multidirectionally.
With spring rod: LSTH91 ... LSTH93.



Bodies with contact block

- LS40P00B11, LS40P00D11, LS40P00C11, LS40P00L02, LS40P00B02
- LS43P00B11, LS43P00D11, LS43P00C11, LS43P00L02, LS43P00B02
- LS45P00B11, LS45P00D11, LS45P00C11, LS45P00L02, LS45P00B02
- ⊗ LS40P00L20, LS43P00L20, LS45P00L20

⊙ : Suitable for positive opening operation (IEC 60947-5-1 and EN 50041).

Warning! The positive opening operation of limit switch is only guaranteed if the elements noted with ⊙ are fitted.

>> Panorama of Complete Device page 2

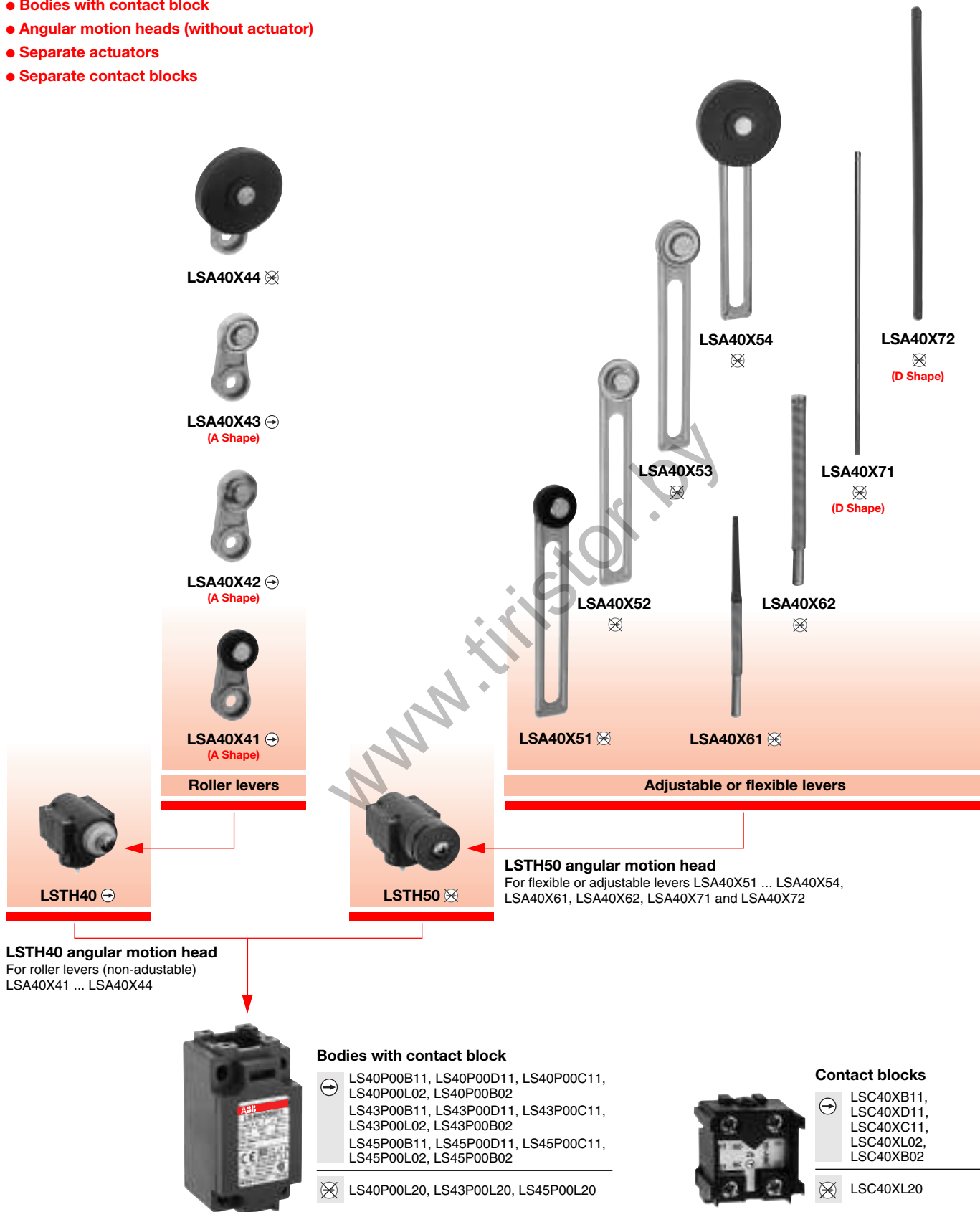
>> Ordering Details for Separate Elements page 19

LS40P ... LS45P Limit Switches

Double Insulation - Plastic Casing IP65 - 40 mm Width

Synoptic of Separate Elements (continued)

- Bodies with contact block
- Angular motion heads (without actuator)
- Separate actuators
- Separate contact blocks



⊕ : Suitable for positive opening operation (IEC 60947-5-1 and EN 50041)

Warning! The positive opening operation of limit switch is only guaranteed if the elements noted with ⊕ are fitted.

>> Panorama of Complete Device page 2

>> Ordering Details for Separate Elements page 19

LS40P ... LS45P Limit Switches

Double Insulation - Plastic Casing IP65 - 40 mm Width
Separate Elements

→ "N.C." contact with positive opening operation or element (subassembly, head, lever) suitable for positive opening operation.

Warning! The positive opening operation of limit switch is only guaranteed if the elements noted with ⊖ are fitted.



LS40P00B11



LSTH11



LSTH19



LSTH31



LSTH37

LS40P with 1 cable inlet for Pg 13.5 cable gland.
LS43P with 1 cable inlet M20 x 1.5 for ISO 20 cable gland.
LS45P with 1 cable inlet for 1/2" NPT.

Ordering Details

Contact blocks						Positive opening operation	Actuation speed max. m/s	Type	Order code	Unit weight kg	Packing 1 piece
B11	D11	C11	L02	L20	B02						

Bodies with contact block for rectilinear or angular motion heads

1						⊕	—	LS40P00B11	1SBV 01 0500 R1211	0.108	
	1					⊕	—	LS40P00D11	1SBV 01 0500 R1411	0.108	
		1				⊕	—	LS40P00C11	1SBV 01 0500 R1511	0.108	
			1			⊕	—	LS40P00L02	1SBV 01 0500 R1302	0.108	
				1		⊗	—	LS40P00L20	1SBV 01 0500 R1320	0.108	
					1	⊕	—	LS40P00B02	1SBV 01 0500 R1202	0.108	
1						⊕	—	LS43P00B11	1SBV 01 0700 R1211	0.108	
	1					⊕	—	LS43P00D11	1SBV 01 0700 R1411	0.108	
		1				⊕	—	LS43P00C11	1SBV 01 0700 R1511	0.108	
			1			⊕	—	LS43P00L02	1SBV 01 0700 R1302	0.108	
				1		⊗	—	LS43P00L20	1SBV 01 0700 R1320	0.108	
					1	⊕	—	LS43P00B02	1SBV 01 0700 R1202	0.108	
1						⊕	—	LS45P00B11	1SBV 01 2400 R1211	0.108	
	1					⊕	—	LS45P00D11	1SBV 01 2400 R1411	0.108	
		1				⊕	—	LS45P00C11	1SBV 01 2400 R1511	0.108	
			1			⊕	—	LS45P00L02	1SBV 01 2400 R1302	0.108	
				1		⊗	—	LS45P00L20	1SBV 01 2400 R1320	0.108	
					1	⊕	—	LS45P00B02	1SBV 01 2400 R1202	0.108	

Rectilinear motion heads with actuator

To be actuated from end

Steel plain plunger (zinc-plated)	⊕	0.5	LSTH11	1SBV 04 9111 R1000	0.042
Steel plain plunger (zinc-plated) and dust protection cup	⊕	0.5	LSTH14	1SBV 04 9114 R1000	0.043
Steel ball plunger	⊕	0.5	LSTH12	1SBV 04 9112 R1000	0.042

To be actuated by 30° cam

Steel roller plunger (zinc-plated)	⊕	0.5	LSTH13	1SBV 04 9113 R1000	0.048
Steel roller plunger (zinc-plated) and dust protection cup	⊕	0.5	LSTH19	1SBV 04 9119 R1000	0.048

To be actuated unidirectionally by 30° cam

ø 22 mm polyamide roller lever on steel plunger (zinc-plated)	⊕	1.5	LSTH31	1SBV 04 9131 R1000	0.046
ø 22 mm polyamide roller lever on steel plunger (zinc-plated) and dust protection cup	⊕	1.5	LSTH35	1SBV 04 9135 R1000	0.049
ø 22 mm stainless steel roller lever on steel plunger (zinc-plated)	⊕	1.5	LSTH32	1SBV 04 9132 R1000	0.055
ø 22 mm stainless steel roller lever on steel plunger (zinc-plated) and dust protection cup	⊕	1.5	LSTH36	1SBV 04 9136 R1000	0.058
ø 22 mm steel ball-bearing roller lever on steel plunger (zinc-plated)	⊕	1.5	LSTH33	1SBV 04 9133 R1000	0.057
ø 22 mm steel ball-bearing roller lever on steel plunger (zinc-plated) and dust protection cup	⊕	1.5	LSTH37	1SBV 04 9137 R1000	0.060

LS40P ... LS45P Limit Switches

Double Insulation - Plastic Casing IP65 - 40 mm Width

Separate Elements

⊖ "N.C." contact with positive opening operation or element (subassembly, head, lever) suitable for positive opening operation.

Warning! The positive opening operation of limit switch is only guaranteed if the elements noted with ⊖ are fitted.



LSTH41



LSTH51



LSTH92



LSTH40



LSA40X41



LSA40X43

LS40P with 1 cable inlet for Pg 13.5 cable gland.
LS43P with 1 cable inlet M20 x 1.5 for ISO 20 cable gland.
LS45P with 1 cable inlet for 1/2" NPT.

Ordering Details

Contact blocks	Positive opening operation	Actuation speed max. m/s	Type	Order code	Unit weight kg	Packing 1 piece
B11 D11 C11 L02 L20 B02	⊖					

Angular motion heads with actuator To be actuated by 30° cam

ø 22 mm polyamide roller lever (1)	⊖	1.5	LSTH41	1SBV 04 9141 R1000	0.082
ø 22 mm stainless steel roller lever (1)	⊖	1.5	LSTH42	1SBV 04 9142 R1000	0.091
ø 22 mm steel ball-bearing roller lever (1)	⊖	1.5	LSTH43	1SBV 04 9143 R1000	0.093
ø 45 mm rubber roller lever (1)	⊗	1.5	LSTH44	1SBV 04 9144 R1000	0.098
Adjustable ø 22 mm polyamide roller lever (1)	⊗	1.5	LSTH51	1SBV 04 9151 R1000	0.088
Adjustable ø 22 mm stainless steel roller lever (1)	⊗	1.5	LSTH52	1SBV 04 9152 R1000	0.098
Adjustable ø 22 mm steel ball-bearing roller lever (1)	⊗	1.5	LSTH53	1SBV 04 9153 R1000	0.100
Adjustable ø 45 mm rubber roller lever (1)	⊗	1.5	LSTH54	1SBV 04 9154 R1000	0.105

To be actuated by fully directional translation movement

Stainless steel flexible lever with insulated end (1)	⊗	1	LSTH61	1SBV 04 9161 R1000	0.083
Stainless steel coil spring lever (1)	⊗	1	LSTH62	1SBV 04 9162 R1000	0.089
Adjustable ø 3 mm stainless steel rod lever, 195 mm length (1)	⊗	1	LSTH71	1SBV 04 9171 R1000	0.087
Adjustable ø 6 mm polyamide rod lever, 195 mm length (1)	⊗	1	LSTH72	1SBV 04 9172 R1000	0.083
Adjustable ø 6 mm fibre-glass rod lever, 195 mm length (1)	⊗	1	LSTH73	1SBV 04 9173 R1000	0.087

Multidirectional angular motion heads (to be actuated by fully directional translation movement)

Stainless steel spring rod	⊗	1	LSTH91	1SBV 04 9191 R1000	0.046
Stainless steel flexible rod with insulated end	⊗	1	LSTH92	1SBV 04 9192 R1000	0.049
Stainless steel coil spring rod	⊗	1	LSTH93	1SBV 04 9193 R1000	0.055

Angular motion head without actuator, for non-adjustable roller levers (delivered with M5 screw and washer)

	⊖	1.5	LSTH40	1SBV 04 9140 R1000	0.050
--	---	-----	--------	--------------------	-------

Actuators for angular motion head LSTH40

ø 22 mm polyamide roller lever (1)	⊖	–	LSA40X41	1SBV 04 8841 R1000	0.032
ø 22 mm stainless steel roller lever (1)	⊖	–	LSA40X42	1SBV 04 8842 R1000	0.042
ø 22 mm steel ball-bearing roller lever (1)	⊖	–	LSA40X43	1SBV 04 8843 R1000	0.044
ø 45 mm rubber roller lever (1)	⊗	–	LSA40X44	1SBV 04 8844 R1000	0.050

(1) Free position adjustment of lever 9° by 9° over 360°.

>> Synoptic of Separate Elements page 17

>> Implementation page 9

LS40P ... LS45P Limit Switches

Double Insulation - Plastic Casing IP65 - 40 mm Width
Separate Elements

→ "N.C." contact with positive opening operation or element (subassembly, head, lever) suitable for positive opening operation.

Warning! The positive opening operation of limit switch is only guaranteed if the elements noted with → are fitted.



LSTH50



LSA40X72



LSA40X51



LSC40XB11

LS40P with 1 cable inlet for Pg 13.5 cable gland.
LS43P with 1 cable inlet M20 x 1.5 for ISO 20 cable gland.
LS45P with 1 cable inlet for 1/2" NPT.

Ordering Details

Contact blocks	Positive opening operation	Actuation speed max. m/s	Type	Order code	Unit weight kg
B11 D11 C11 L02 L20 B02	→				Packing 1 piece

Angular motion head without actuator, for flexible or adjustable levers

(delivered with M5 screw, washer and adaptation parts)

	→	–	LSTH50	1SBV 04 9150 R1000	0.058
--	---	---	--------	--------------------	-------

Actuators for angular motion head LSTH50

Adjustable ø 22 mm polyamide roller lever (1)	→	–	LSA40X51	1SBV 04 8851 R1000	0.023
Adjustable ø 22 mm stainless steel roller lever (1)	→	–	LSA40X52	1SBV 04 8852 R1000	0.032
Adjustable ø 22 mm steel ball-bearing roller lever (1)	→	–	LSA40X53	1SBV 04 8853 R1000	0.034
Adjustable ø 45 mm rubber roller lever (1)	→	–	LSA40X54	1SBV 04 8854 R1000	0.039
Stainless steel flexible lever with insulated end (1)	→	–	LSA40X61	1SBV 04 8861 R1000	0.017
Stainless steel coil spring lever (1)	→	–	LSA40X62	1SBV 04 8862 R1000	0.023
Adjustable ø 3 mm stainless steel rod lever, 195 mm length (1)	→	–	LSA40X71	1SBV 04 8871 R1000	0.014
Adjustable ø 6 mm polyamide rod lever, 195 mm length (1)	→	–	LSA40X72	1SBV 04 8872 R1000	0.010
Adjustable ø 6 mm fibre-glass rod lever, 195 mm length (1)	→	–	LSA40X73	1SBV 04 8873 R1000	0.014

Contact blocks (with adaptor)

1 N.C. + 1 N.O. 2-pole snap action	→	–	LSC40XB11	1SBV 04 9600 R1211	0.032
1 N.C. + 1 N.O. 2-pole non-overlapping slow action	→	–	LSC40XD11	1SBV 04 9600 R1411	0.032
1 N.O. + 1 N.C. 2-pole overlapping slow action	→	–	LSC40XC11	1SBV 04 9600 R1511	0.032
2 N.C. 2-pole simultaneous slow action	→	–	LSC40XL02	1SBV 04 9600 R1302	0.032
2 N.O. 2-pole simultaneous slow action	→	–	LSC40XL20	1SBV 04 9600 R1320	0.032
2 N.C. 2-pole snap action	→	–	LSC40XB02	1SBV 04 9600 R1202	0.032

(1) Free position adjustment of lever 9° by 9° over 360°.

>> Synoptic of Separate Elements page 17

>> Implementation page 9

LS40P ... LS45P Limit Switches

Double Insulation - Plastic Casing IP65 - 40 mm Width

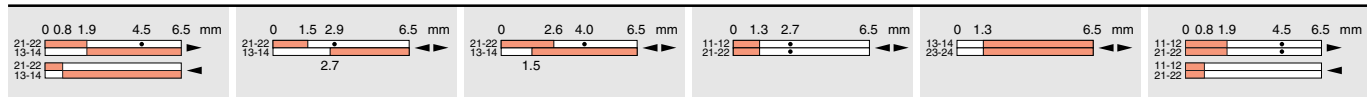
Operation Diagrams (Body and Attached Head)

Contact blocks					
Snap action B11 	Non-overlapping slow action D11 	Overlapping slow action C11 	Simultaneous slow action L02 	Simultaneous slow action L20 	Snap action B02

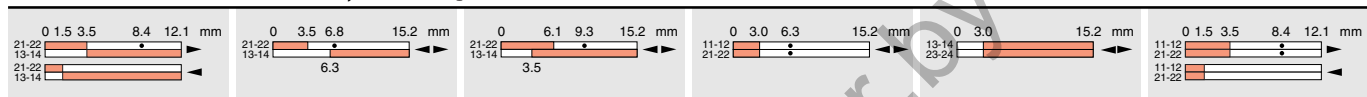
Bodies with contact block

LS40P00B11 LS43P00B11 LS45P00B11	LS40P00D11 LS43P00D11 LS45P00D11	LS40P00C11 LS43P00C11 LS45P00C11	LS40P00L02 LS43P00L02 LS45P00L02	LS40P00L20 LS43P00L20 LS45P00L20	LS40P00B02 LS43P00B02 LS45P00B02
---	---	---	---	---	---

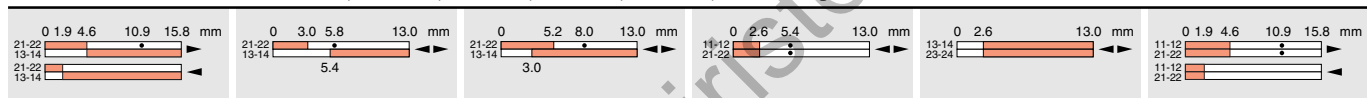
Rectilinear motion heads LSTH11, LSTH12, LSTH14.



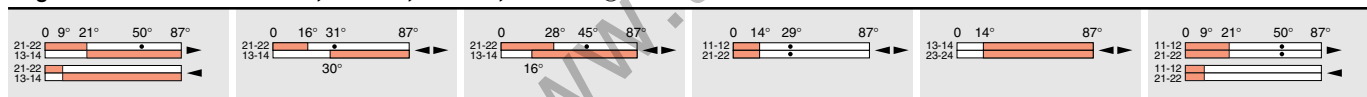
Rectilinear motion heads LSTH13, LSTH19.



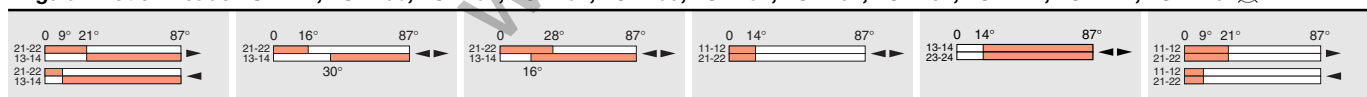
Rectilinear motion heads LSTH31, LSTH32, LSTH33, LSTH35, LSTH36, LSTH37.



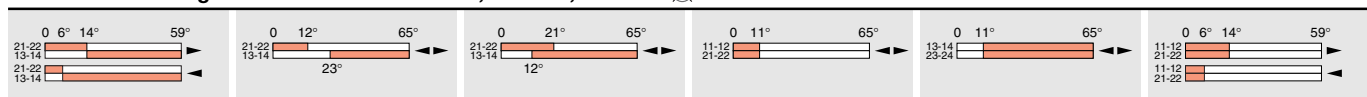
Angular motion heads LSTH40, LSTH41, LSTH42, LSTH43.



Angular motion heads LSTH44, LSTH50, LSTH51, LSTH52, LSTH53, LSTH54, LSTH61, LSTH62, LSTH71, LSTH72, LSTH73.



Multidirectional angular motion heads LSTH91, LSTH92, LSTH93.



Note: Contacts position

 21/22 Contact closed
 21/22 Contact open

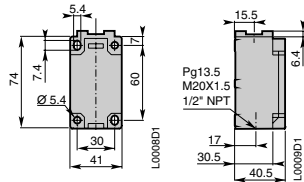
Positive opening position
Warning! The positive opening operation of limit switch is only guaranteed if the elements noted with are fitted.

LS40P ... LS45P Limit Switches

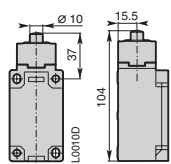
Double Insulation - Plastic Casing IP65 - 40 mm Width

Dimensions (in mm) - Complete Device

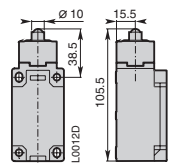
Bodies with contact block LS40P00..., LS43P00... or LS45P00...



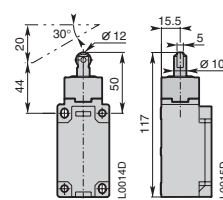
Body and fitted rectilinear motion head LSTH...



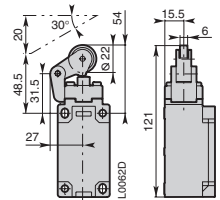
LSTH11, LSTH14



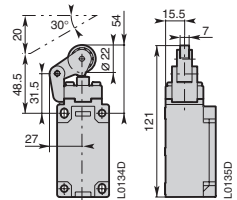
LSTH12



LSTH13, LSTH19

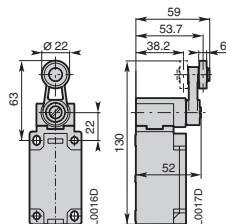


LSTH31, LSTH35,
LSTH32, LSTH36

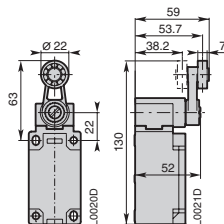


LSTH33, LSTH37

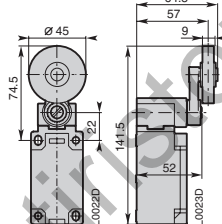
Body and fitted angular motion head LSTH...



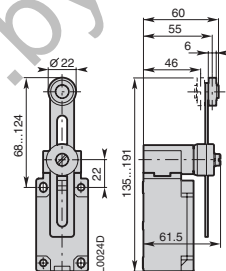
LSTH41, LSTH42



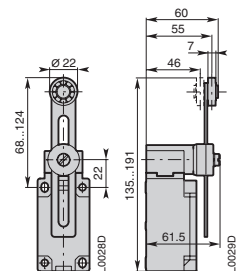
LSTH43



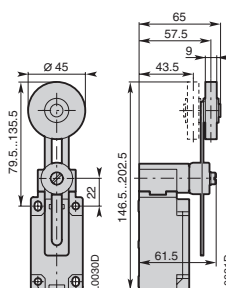
LSTH44



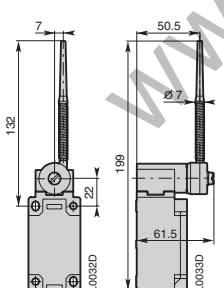
LSTH51, LSTH52



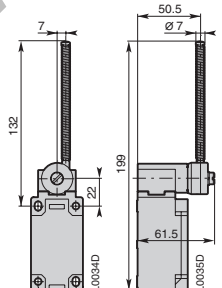
LSTH53



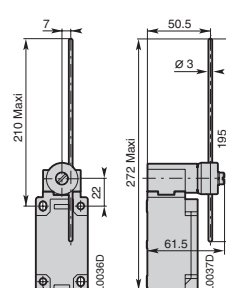
LSTH54



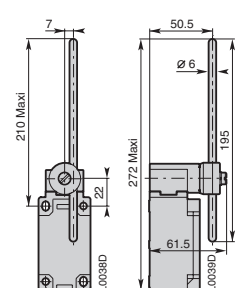
LSTH61



LSTH62

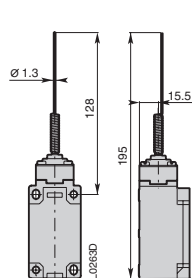


LSTH71

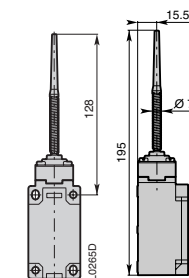


LSTH72, LSTH73

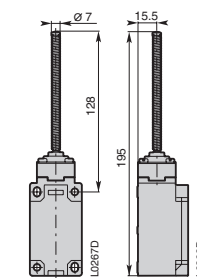
Body and fitted multidirectional angular motion head LSTH...



LSTH91



LSTH92



LSTH93

Note: The reference LSTH... under each picture, corresponds to the head only. The pictures show the complete device.

>> Description of Complete Device page 8

>> Implementation page 9

LS40M ... LS45M and LS60M ... LS65M

Limit Switches

Description of Complete Device

Applications

Easy to use, electromechanical limit switches offer specific qualities:

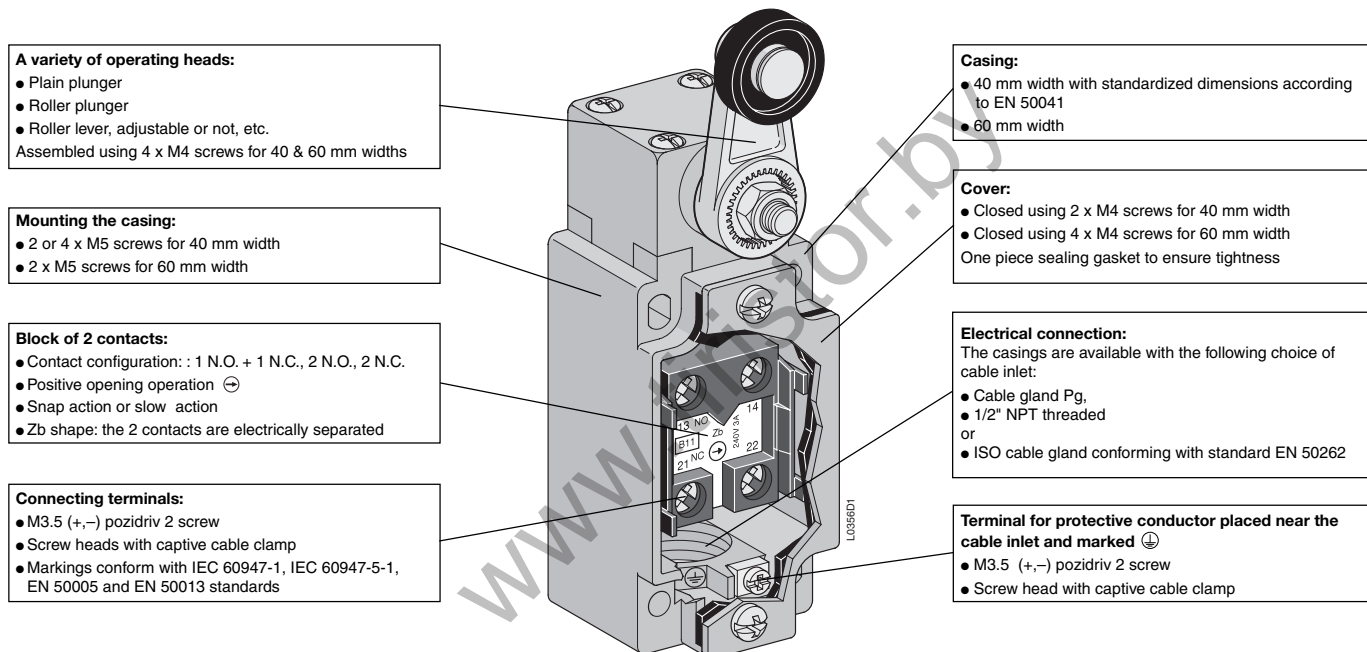
- Visible operation.
- Able to switch strong currents (10 A conventional thermal current).
- Contact blocks with positive opening operation of the "N.C." normally closed contact(s) (symbol ⊖).
- Electrically separated contacts (Zb shape).
- Precise operating points (consistency).
- Immune to electromagnetic disturbances.

They are purpose-built detection devices thanks to these characteristics:

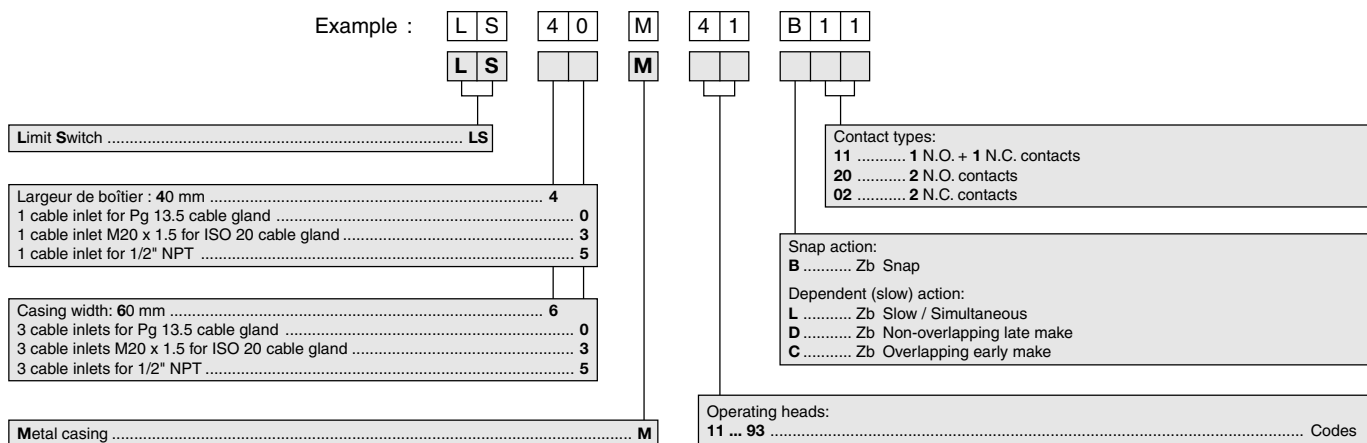
- Presence/absence.
- Positioning and travel limit.
- Objects passing/counting.

Description

Limit switches, which are made of aluminium alloy, have an IP66 degree of protection.



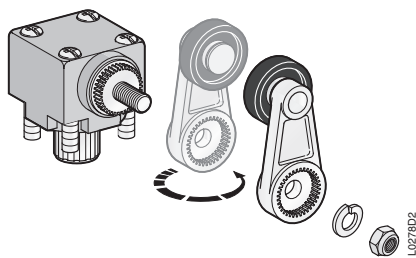
Type



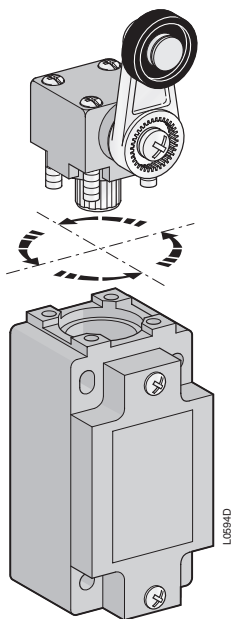
>> Type of Separate Elements pages 26, 35
 >> Ordering Details for Separate Elements pages 29, 38

>> Operation Diagrams pages 32, 41
 >> Dimensions of Complete Device pages 33, 42

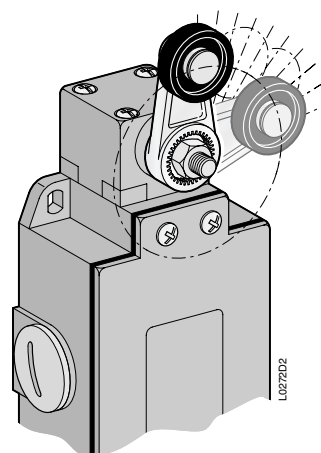
LS40M ... LS45M and LS60M ... LS65M Limit Switches Implementation



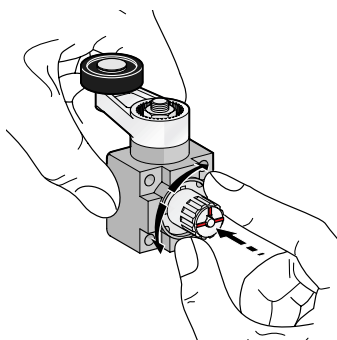
Lever round turning



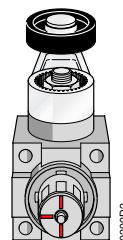
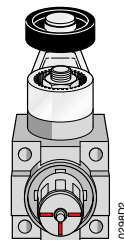
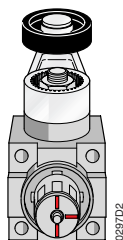
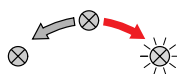
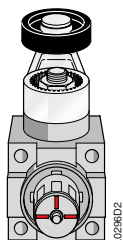
Head orientation



Free position adjustment 9 in 9° of lever



Operating mode selection



LS40M ... LS45M Limit Switches

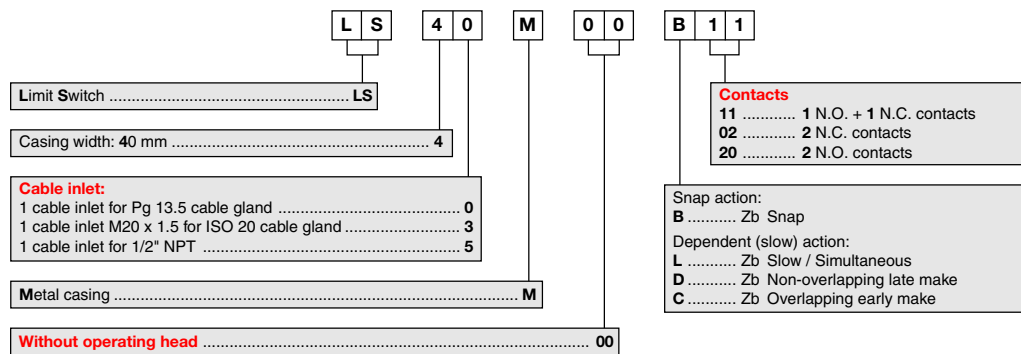
Metal Casing IP66 - 40 mm Width

Type of Separate Elements



LS40M00B11

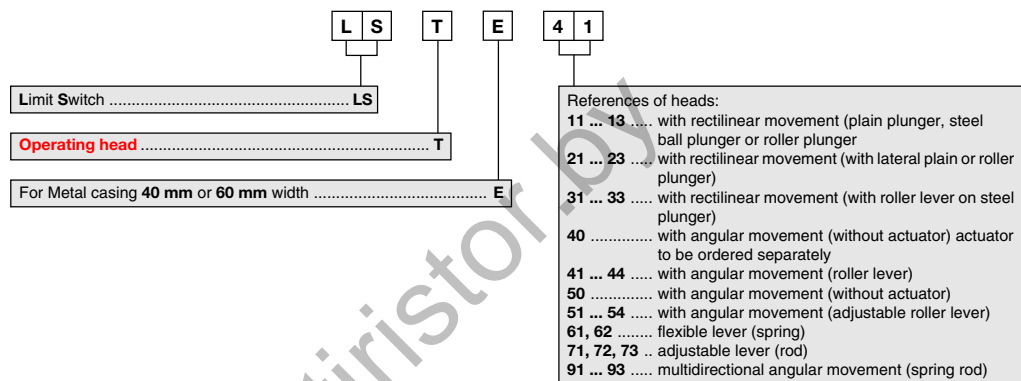
Bodies with Contact Block for Rectilinear or Angular Motion Heads



Operating Heads



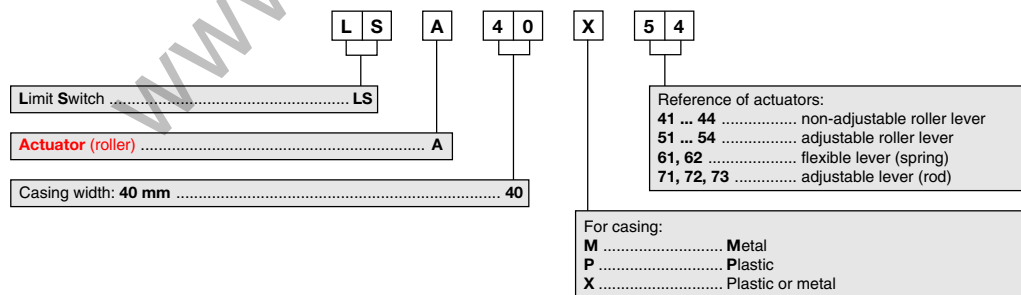
LSTE41



Separate Actuators (Roller Lever, Adjustable Roller or Rod Levers, etc.)



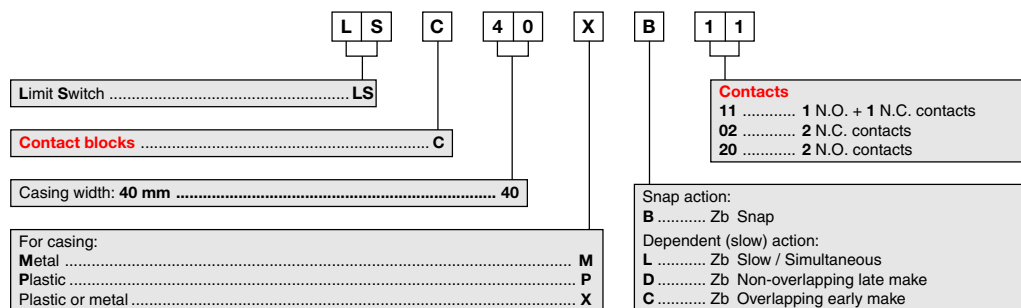
LSA40X54



Separate Contact Blocks



LSC40XB11



>> Implementation page 25

>> Ordering Details for Separate Elements page 29

>> Operation Diagrams page 32

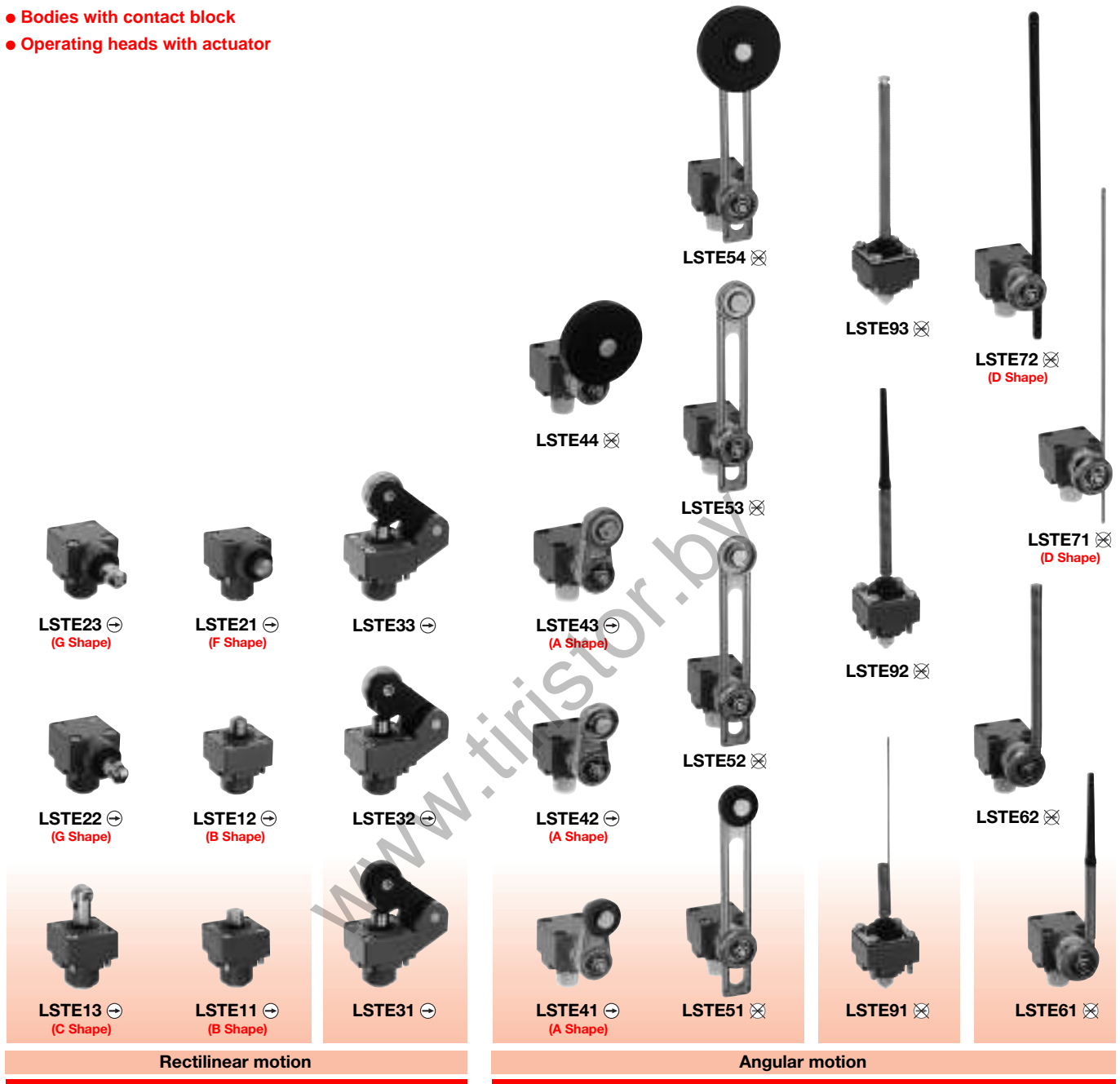
>> Dimensions of Complete Device page 33

LS40M ... LS45M Limit Switches

Metal Casing IP66 - 40 mm Width

Synoptic of Separate Elements

- Bodies with contact block
- Operating heads with actuator



LSTE... rectilinear motion heads

- To be actuated from end. With plunger (plain, lateral plain or ball): LSTE11, LSTE12 and LSTE21.
- To be actuated by 30° cam translation. With roller plunger: LSTE13, LSTE22 and LSTE23.
- To be actuated unidirectionally by 30° cam translation. With roller lever on stainless steel plunger: LSTE31 ... LSTE33.

LSTE... angular motion heads

- To be actuated by 30° cam translation. With roller lever: LSTE41 ... LSTE54.
- To be actuated by fully directional translation movement. With rod or spring lever: LSTE61 ... LSTE72.
- To be actuated multidirectionally. With spring rod: LSTE91 ... LSTE93.

Bodies with contact block

- ⊕ LS40M00B11, LS40M00D11, LS40M00C11, LS40M00L02, LS40M00B02
- ⊕ LS43M00B11, LS43M00D11, LS43M00C11, LS43M00L02, LS43M00B02
- ⊕ LS45M00B11, LS45M00D11, LS45M00C11, LS45M00L02, LS45M00B02

- ⊗ LS40M00L20, LS43M00L20, LS45M00L20

⊕ : Suitable for positive opening operation (IEC 60947-5-1 and EN 50041).

Warning! The positive opening operation of limit switch is only guaranteed if the elements noted with ⊕ are fitted.

>> Panorama of Complete Device page 4

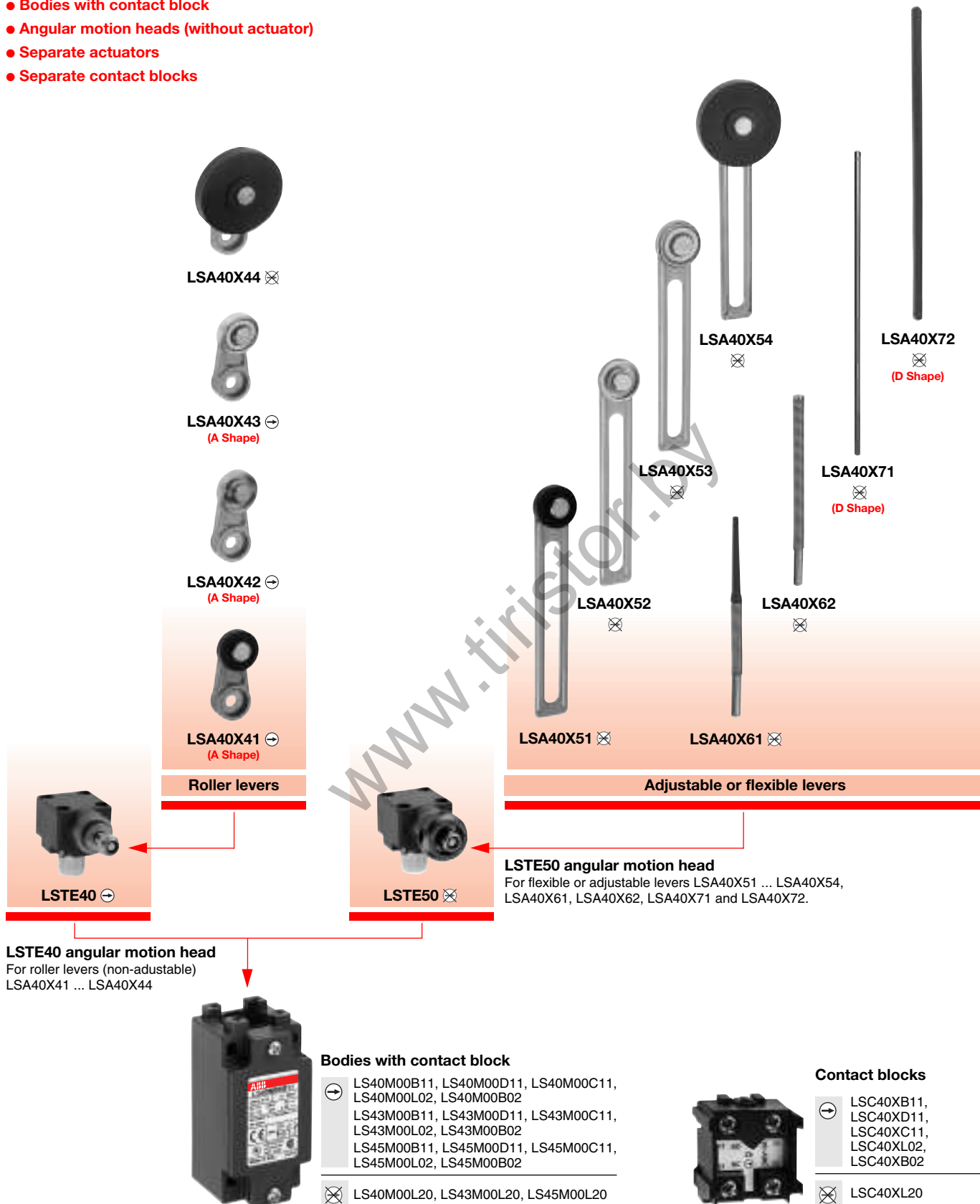
>> Ordering Details for Separate Elements page 29

LS40M ... LS45M Limit Switches

Metal Casing IP66 - 40 mm Width

Synoptic of Separate Elements (continued)

- Bodies with contact block
- Angular motion heads (without actuator)
- Separate actuators
- Separate contact blocks



⊕ : Suitable for positive opening operation (IEC 60947-5-1 and EN 50041)

Warning! The positive opening operation of limit switch is only guaranteed if the elements noted with ⊕ are fitted.

>> Panorama of Complete Device page 4

>> Ordering Details for Separate Elements page 29

LS40M ... LS45M Limit Switches

Metal Casing IP66 - 40 mm Width

Separate Elements

→ "N.C." contact with positive opening operation or element (subassembly, head, lever) suitable for positive opening operation.

Warning! The positive opening operation of limit switch is only guaranteed if the elements noted with ⊕ are fitted.



LS40M00B11



LSTE11



LSTE21



LSTE13



LSTE22



LSTE32

LS40M with 1 cable inlet for Pg 13.5 cable gland.
LS43M with 1 cable inlet M20 x 1.5 for ISO 20 cable gland.
LS45M with 1 cable inlet for 1/2" NPT.

Ordering Details

Contact blocks						Positive opening operation	Actuation speed max. m/s	Type	Order code	Unit weight kg	Packing 1 piece
B11	D11	C11	L02	L20	B02						

Bodies with contact block for rectilinear or angular motion heads

1						⊕	—	LS40M00B11	1SBV 01 1100 R1211	0.168	
	1					⊕	—	LS40M00D11	1SBV 01 1100 R1411	0.168	
		1				⊕	—	LS40M00C11	1SBV 01 1100 R1511	0.168	
			1			⊕	—	LS40M00L02	1SBV 01 1100 R1302	0.168	
				1		⊗	—	LS40M00L20	1SBV 01 1100 R1320	0.168	
					1	⊕	—	LS40M00B02	1SBV 01 1100 R1202	0.168	
1						⊕	—	LS43M00B11	1SBV 01 1600 R1211	0.168	
	1					⊕	—	LS43M00D11	1SBV 01 1600 R1411	0.168	
		1				⊕	—	LS43M00C11	1SBV 01 1600 R1511	0.168	
			1			⊕	—	LS43M00L02	1SBV 01 1600 R1302	0.168	
				1		⊗	—	LS43M00L20	1SBV 01 1600 R1320	0.168	
					1	⊕	—	LS43M00B02	1SBV 01 1600 R1202	0.168	
1						⊕	—	LS45M00B11	1SBV 01 3100 R1211	0.168	
	1					⊕	—	LS45M00D11	1SBV 01 3100 R1411	0.168	
		1				⊕	—	LS45M00C11	1SBV 01 3100 R1511	0.168	
			1			⊕	—	LS45M00L02	1SBV 01 3100 R1302	0.168	
				1		⊗	—	LS45M00L20	1SBV 01 3100 R1320	0.168	
					1	⊕	—	LS45M00B02	1SBV 01 3100 R1202	0.168	

Rectilinear motion heads with actuator

To be actuated from end

Stainless steel plain plunger	⊕	0.5	LSTE11	1SBV 04 9311 R1000	0.077
Stainless steel ball plunger	⊕	0.5	LSTE12	1SBV 04 9312 R1000	0.076
Stainless steel lateral plain plunger	⊕	0.5	LSTE21	1SBV 04 9321 R1000	0.093

To be actuated by 30° cam

Stainless steel roller plunger	⊕	0.5	LSTE13	1SBV 04 9313 R1000	0.084
Stainless steel lateral plunger with vertical roller	⊕	0.5	LSTE22	1SBV 04 9322 R1000	0.098
Stainless steel lateral plunger with horizontal roller	⊕	0.5	LSTE23	1SBV 04 9323 R1000	0.098

To be actuated unidirectionally by 30° cam

ø 22 mm polyamide roller lever on stainless steel plunger	⊕	1.5	LSTE31	1SBV 04 9331 R1000	0.111
ø 22 mm stainless steel roller lever on stainless steel plunger	⊕	1.5	LSTE32	1SBV 04 9332 R1000	0.121
ø 22 mm steel ball-bearing roller lever on stainless steel plunger	⊕	1.5	LSTE33	1SBV 04 9333 R1000	0.122

LS40M ... LS45M Limit Switches

Metal Casing IP66 - 40 mm Width

Separate Elements

⊖ "N.C." contact with positive opening operation or element (subassembly, head, lever) suitable for positive opening operation.

Warning! The positive opening operation of limit switch is only guaranteed if the elements noted with ⊖ are fitted.



LSTE41



LSTE52



LSTE72



LSTE91



LSTE40



LSA40X41

LS40M with 1 cable inlet for Pg 13.5 cable gland.
LS43M with 1 cable inlet M20 x 1.5 for ISO 20 cable gland.
LS45M with 1 cable inlet for 1/2" NPT.

Ordering Details

Contact blocks	Positive opening operation	Actuation speed max. m/s	Type	Order code	Unit weight kg
B11					Packing 1 piece
D11					
C11					
L02					
L20					
B02					

Angular motion heads with actuator

To be actuated by 30° cam

ø 22 mm polyamide roller lever (1)	⊖	1.5	LSTE41	1SBV 04 9341 R1000	0.134
ø 22 mm stainless steel roller lever (1)	⊖	1.5	LSTE42	1SBV 04 9342 R1000	0.142
ø 22 mm steel ball-bearing roller lever (1)	⊖	1.5	LSTE43	1SBV 04 9343 R1000	0.145
ø 45 mm rubber roller lever (1)	⊗	1.5	LSTE44	1SBV 04 9344 R1000	0.162
Adjustable ø 22 mm polyamide roller lever (1)	⊗	1.5	LSTE51	1SBV 04 9351 R1000	0.152
Adjustable ø 22 mm stainless steel roller lever (1)	⊗	1.5	LSTE52	1SBV 04 9352 R1000	0.161
Adjustable ø 22 mm steel ball-bearing roller lever (1)	⊗	1.5	LSTE53	1SBV 04 9353 R1000	0.163
Adjustable ø 45 mm rubber roller lever (1)	⊗	1.5	LSTE54	1SBV 04 9354 R1000	0.168

To be actuated by fully directional translation movement

Stainless steel flexible lever with insulated end (1)	⊗	1	LSTE61	1SBV 04 9361 R1000	0.145
Stainless steel coil spring lever (1)	⊗	1	LSTE62	1SBV 04 9362 R1000	0.152
Adjustable ø 3 mm stainless steel rod lever, 195 mm length (1)	⊗	1	LSTE71	1SBV 04 9371 R1000	0.150
Adjustable ø 6 mm polyamide rod lever, 195 mm length (1)	⊗	1	LSTE72	1SBV 04 9372 R1000	0.145
Adjustable ø 6 mm fibre-glass rod lever, 195 mm length (1)	⊗	1	LSTE73	1SBV 04 9373 R1000	0.149

Multidirectional angular motion heads (to be actuated by fully directional translation movement)

Stainless steel spring rod	⊗	1	LSTE91	1SBV 04 9391 R1000	0.066
Stainless steel flexible rod with insulated end	⊗	1	LSTE92	1SBV 04 9392 R1000	0.068
Stainless steel coil spring rod	⊗	1	LSTE93	1SBV 04 9393 R1000	0.075

Angular motion head without actuator, for non-adjustable roller levers (delivered with M5 nylon stop nut)

	⊖	1.5	LSTE40	1SBV 04 9340 R1000	0.102
--	---	-----	--------	--------------------	-------

Actuators for angular motion head LSTE40

ø 22 mm polyamide roller lever (1)	⊖	–	LSA40X41	1SBV 04 8841 R1000	0.032
ø 22 mm stainless steel roller lever (1)	⊖	–	LSA40X42	1SBV 04 8842 R1000	0.042
ø 22 mm steel ball-bearing roller lever (1)	⊖	–	LSA40X43	1SBV 04 8843 R1000	0.044
ø 45 mm rubber roller lever (1)	⊗	–	LSA40X44	1SBV 04 8844 R1000	0.050

(1) Free position adjustment of lever 9° by 9° over 360°.

>> Synoptic of Separate Elements page 27

>> Implementation page 25

LS40M ... LS45M Limit Switches

Metal Casing IP66 - 40 mm Width

Separate Elements

→ "N.C." contact with positive opening operation or element (subassembly, head, lever) suitable for positive opening operation.

Warning! The positive opening operation of limit switch is only guaranteed if the elements noted with ⊕ are fitted.



LSTE50



LSA40X52



LSA40X71



LSA40X61



LSC40XB11

LS40M with 1 cable inlet for Pg 13.5 cable gland.
LS43M with 1 cable inlet M20 x 1.5 for ISO 20 cable gland.
LS45M with 1 cable inlet for 1/2" NPT.

Ordering Details

Contact blocks	Positive opening operation	Actuation speed max. m/s	Type	Order code	Unit weight kg
B11 D11 C11 L02 L20 B02	⊕				Packing 1 piece

Angular motion head without actuator, for flexible or adjustable levers (delivered with M5 nylostop nut and adaptation parts)

⊗	1 to 1.5 acc. to lever	LSTE50	1SBV 04 9350 R1000	0.121
---	------------------------	--------	--------------------	-------

Actuators for angular motion head LSTE50

Adjustable ø 22 mm polyamide roller lever (1)	⊗	—	LSA40X51	1SBV 04 8851 R1000	0.023
Adjustable ø 22 mm stainless steel roller lever (1)	⊗	—	LSA40X52	1SBV 04 8852 R1000	0.032
Adjustable ø 22 mm steel ball-bearing roller lever (1)	⊗	—	LSA40X53	1SBV 04 8853 R1000	0.034
Adjustable ø 45 mm rubber roller lever (1)	⊗	—	LSA40X54	1SBV 04 8854 R1000	0.039
Stainless steel flexible lever with insulated end (1)	⊗	—	LSA40X61	1SBV 04 8861 R1000	0.017
Stainless steel coil spring lever (1)	⊗	—	LSA40X62	1SBV 04 8862 R1000	0.023
Adjustable ø 3 mm stainless steel rod lever, 195 mm length (1)	⊗	—	LSA40X71	1SBV 04 8871 R1000	0.014
Adjustable ø 6 mm polyamide rod lever, 195 mm length (1)	⊗	—	LSA40X72	1SBV 04 8872 R1000	0.010
Adjustable ø 6 mm fibre-glass rod lever, 195 mm length (1)	⊗	—	LSA40X73	1SBV 04 8873 R1000	0.014

Contact blocks (with adaptor)

1 N.C. + 1 N.O. 2-pole snap action	⊕	—	LSC40XB11	1SBV 04 9600 R1211	0.032
1 N.C. + 1 N.O. 2-pole non-overlapping slow action	⊕	—	LSC40XD11	1SBV 04 9600 R1411	0.032
1 N.O. + 1 N.C. 2-pole overlapping slow action	⊕	—	LSC40XC11	1SBV 04 9600 R1511	0.032
2 N.C. 2-pole simultaneous slow action	⊕	—	LSC40XL02	1SBV 04 9600 R1302	0.032
2 N.O. 2-pole simultaneous slow action	⊗	—	LSC40XL20	1SBV 04 9600 R1320	0.032
Bipolaire 2 N.C. 2-pole snap action	⊕	—	LSC40XB02	1SBV 04 9600 R1202	0.032

(1) Free position adjustment of lever 9° by 9° over 360°.

>> Synoptic of Separate Elements page 27

>> Implementation page 25

LS40M ... LS45M Limit Switches

Metal Casing IP66 - 40 mm Width

Operation Diagrams (Body and Attached Head)

Contact blocks					
Snap action B11 	Non-overlapping slow action D11 	Overlapping slow action C11 	Simultaneous slow action L02 	Simultaneous slow action L20 	Snap action B02

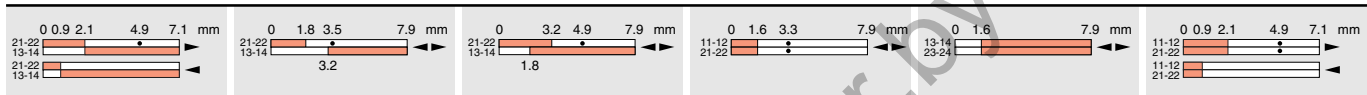
Bodies with contact block

LS40M00B11 LS43M00B11 LS45M00B11	LS40M00D11 LS43M00D11 LS45M00D11	LS40M00C11 LS43M00C11 LS45M00C11	LS40M00L02 LS43M00L02 LS45M00L02	LS40M00L20 LS43M00L20 LS45M00L20	LS40M00B02 LS43M00B02 LS45M00B02
---	---	---	---	---	---

Rectilinear motion heads LSTE11, LSTE12. ⊕



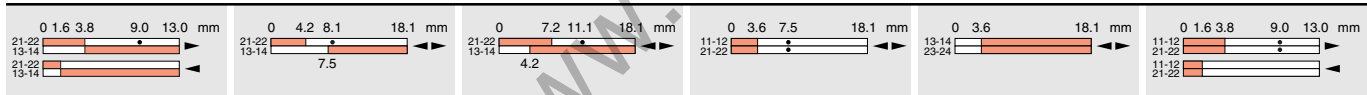
Rectilinear motion head LSTE21. ⊕



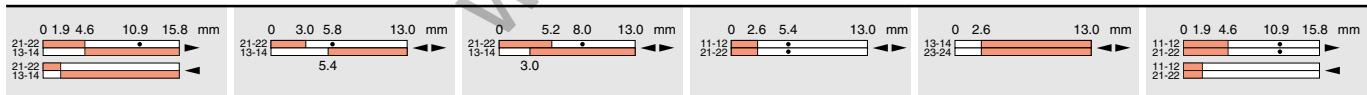
Rectilinear motion head LSTE13. ⊕



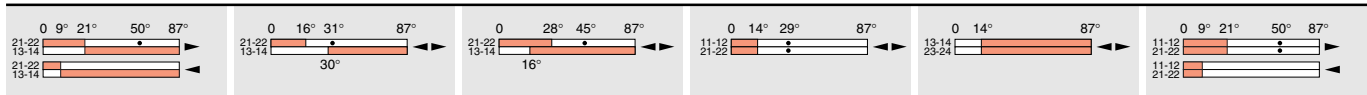
Rectilinear motion heads LSTE22, LSTE23. ⊕



Rectilinear motion heads LSTE31, LSTE32, LSTE33. ⊕



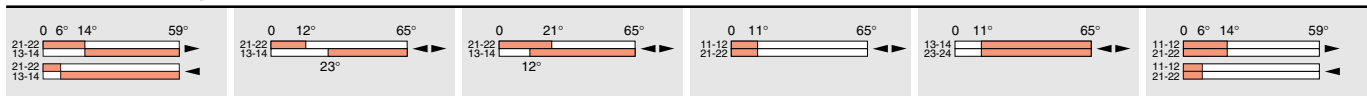
Angular motion heads LSTE40, LSTE41, LSTE42, LSTE43. ⊕



Angular motion heads LSTE44, LSTE50, LSTE51, LSTE52, LSTE53, LSTE54, LSTE61, LSTE62, LSTE71, LSTE72, LSTE73. ⊗

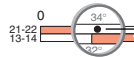


Multidirectional angular motion heads LSTE91, LSTE92, LSTE93. ⊗



Note: Contacts position

 21/22 Contact closed
 21/22 Contact open



Positive opening position

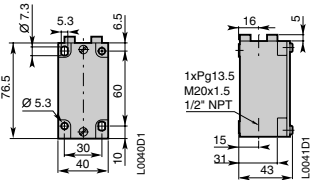
Warning! The positive opening operation of limit switch is only guaranteed if the elements noted with ⊗ are fitted.

LS40M ... LS45M Limit Switches

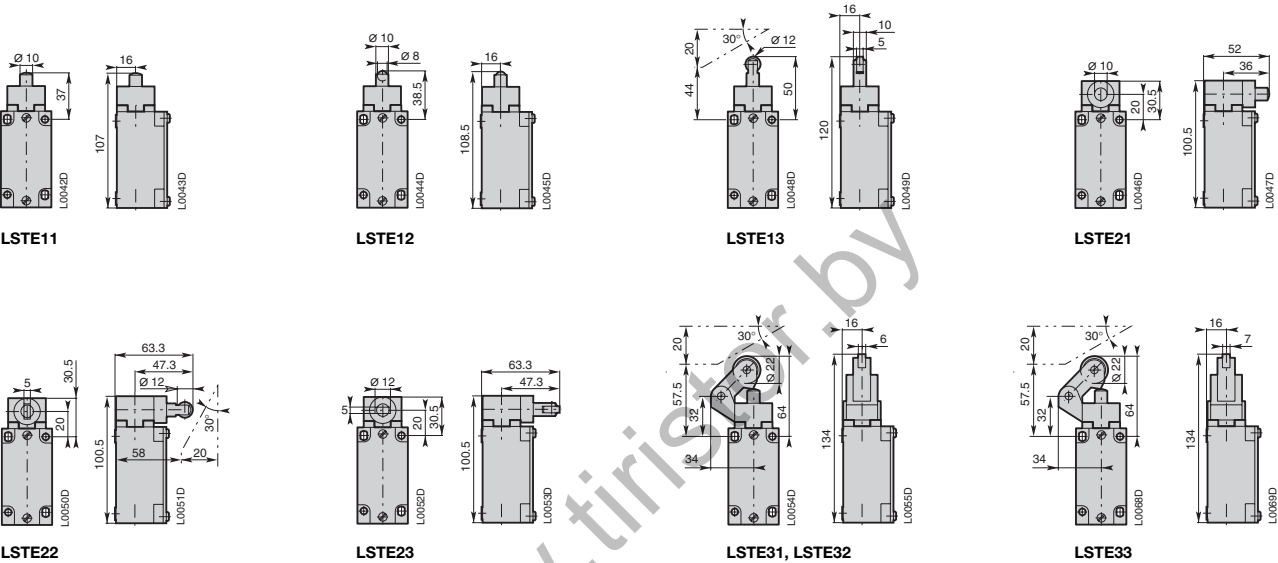
Metal Casing IP66 - 40 mm Width

Dimensions (in mm) - Complete Device

Bodies with contact block LS40M00..., LS43M00... or LS45M00



Body and fitted rectilinear motion head LSTE...



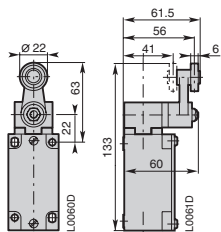
Note: The reference LSTE... under each picture, corresponds to the head only. The pictures show the complete device.

LS40M ... LS45M Limit Switches

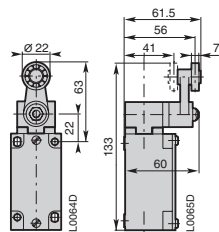
Metal Casing IP66 - 40 mm Width

Dimensions (in mm) - Complete Device

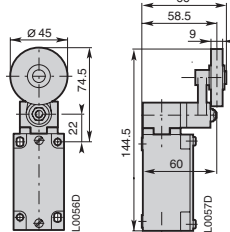
Body and fitted angular motion head LSTE...



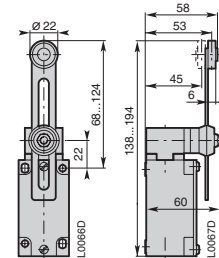
LSTE41, LSTE42



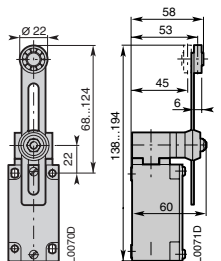
LSTE43



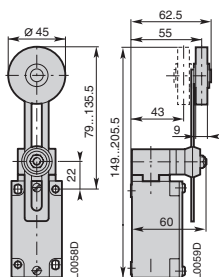
LSTE44



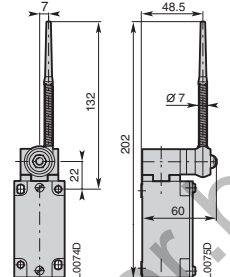
LSTE51, LSTE52



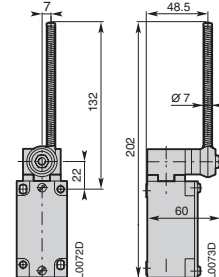
LSTE53



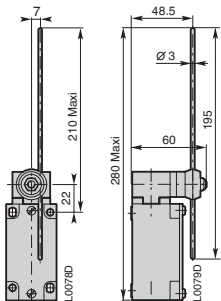
LSTE54



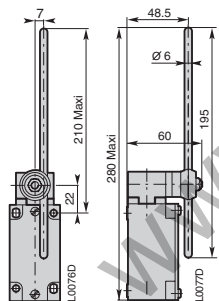
LSTE61



LSTE62

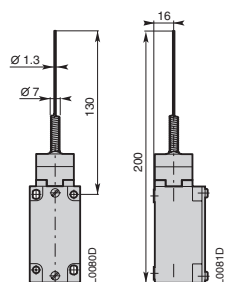


LSTE71

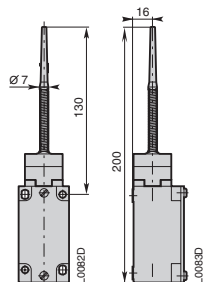


LSTE72, LSTE73

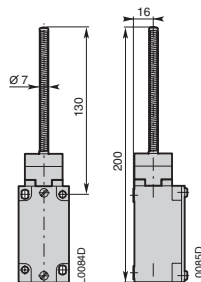
Body and fitted multidirectional angular motion head LSTE...



LSTE91



LSTE92



LSTE93

Note: The reference LSTE... under each picture, corresponds to the head only. The pictures show the complete device.

LS60M ... LS65M Limit Switches

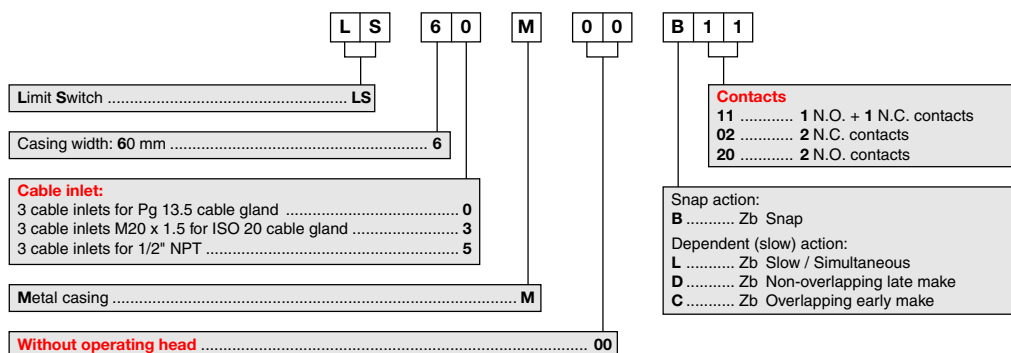
Metal Casing IP66 - 60 mm Width

Type of Separate Elements




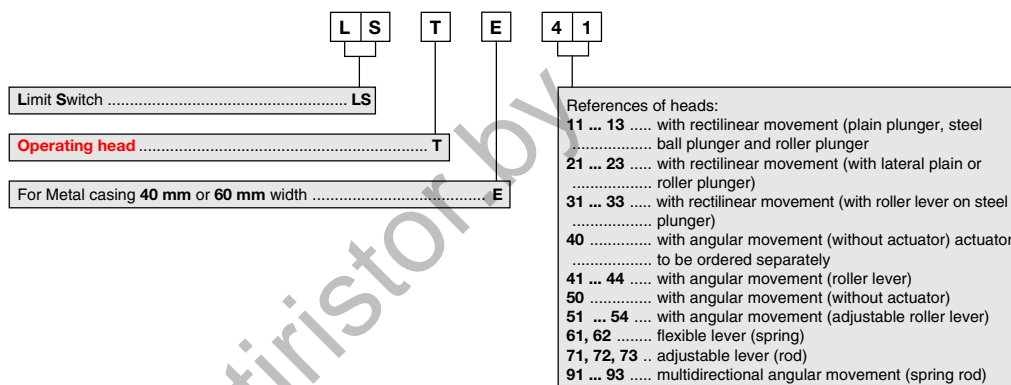
LS60M00B11

Bodies with Contact Block for Rectilinear or Angular Motion Heads



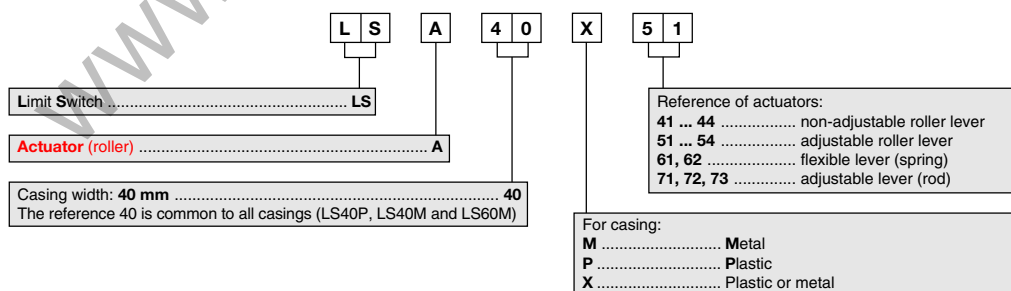
LSTE41

Operating Heads



LSA40X51

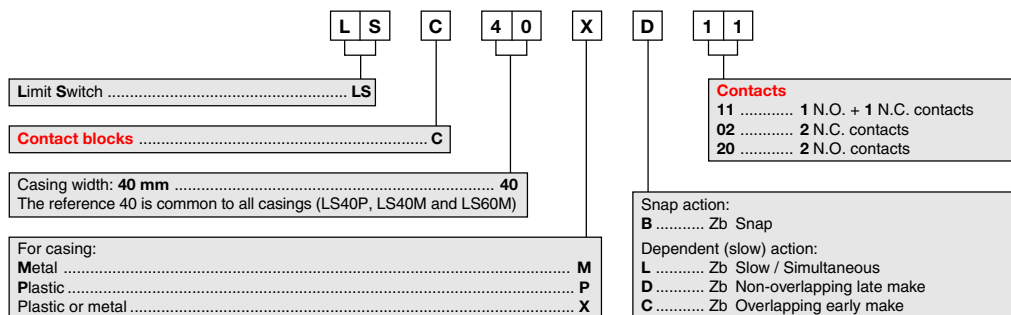
Separate Actuators (Roller Lever, Adjustable Roller or Rod Levers, etc.)



Separate Contact Blocks



LSC40XD11



>> Implementation page 25
 >> Ordering Details for Separate Elements page 38

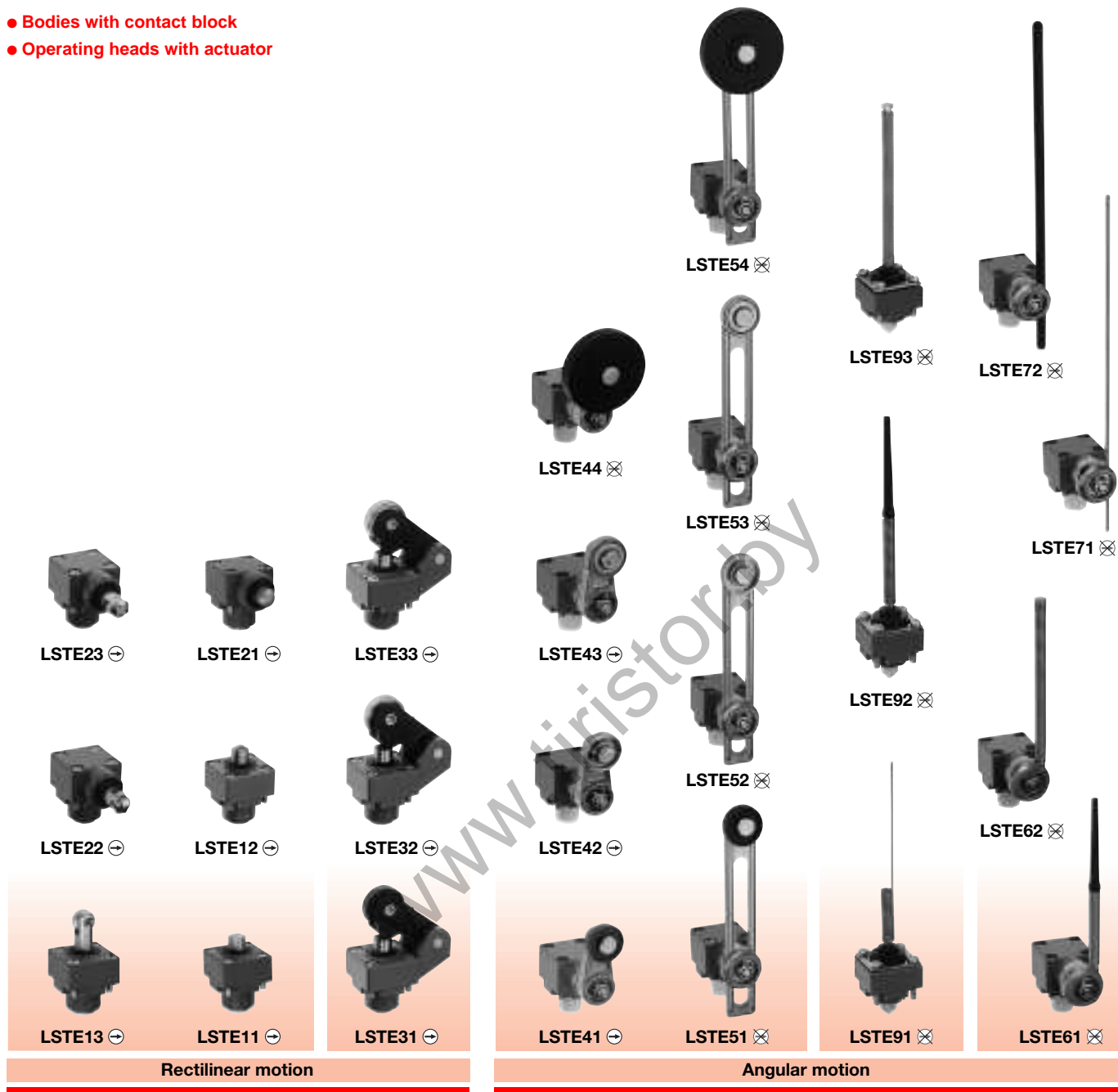
>> Operation Diagrams page 41
 >> Dimensions of Complete Device page 42

LS60M ... LS65M Limit Switches

Metal Casing IP66 - 60 mm Width

Synoptic of Separate Elements

- Bodies with contact block
- Operating heads with actuator



LSTE... rectilinear motion heads

- To be actuated from end. With plunger (plain, lateral plain or ball): LSTE11, LSTE12 and LSTE21.
- To be actuated by 30° cam translation. With roller plunger: LSTE13, LSTE22 and LSTE23.
- To be actuated unidirectionally by 30° cam translation. With roller lever on stainless steel plunger: LSTE31 ... LSTE33.

LSTE... angular motion heads

- To be actuated by 30° cam translation. With roller lever: LSTE41 ... LSTE54.
- To be actuated by fully directional translation movement. With rod or spring lever: LSTE61 ... LSTE72.
- To be actuated multidirectionally. With spring rod: LSTE91 ... LSTE93.

Bodies with contact block

- ⊕ LS60M00B11, LS60M00D11, LS60M00C11, LS60M00L02, LS60M00B02
- ⊕ LS63M00B11, LS63M00D11, LS63M00C11, LS63M00L02, LS63M00B02
- ⊕ LS65M00B11, LS65M00D11, LS65M00C11, LS65M00L02, LS65M00B02

- ⊗ LS60M00L20, LS63M00L20, LS65M00L20

⊕ : Suitable for positive opening operation (IEC 60947-5-1).

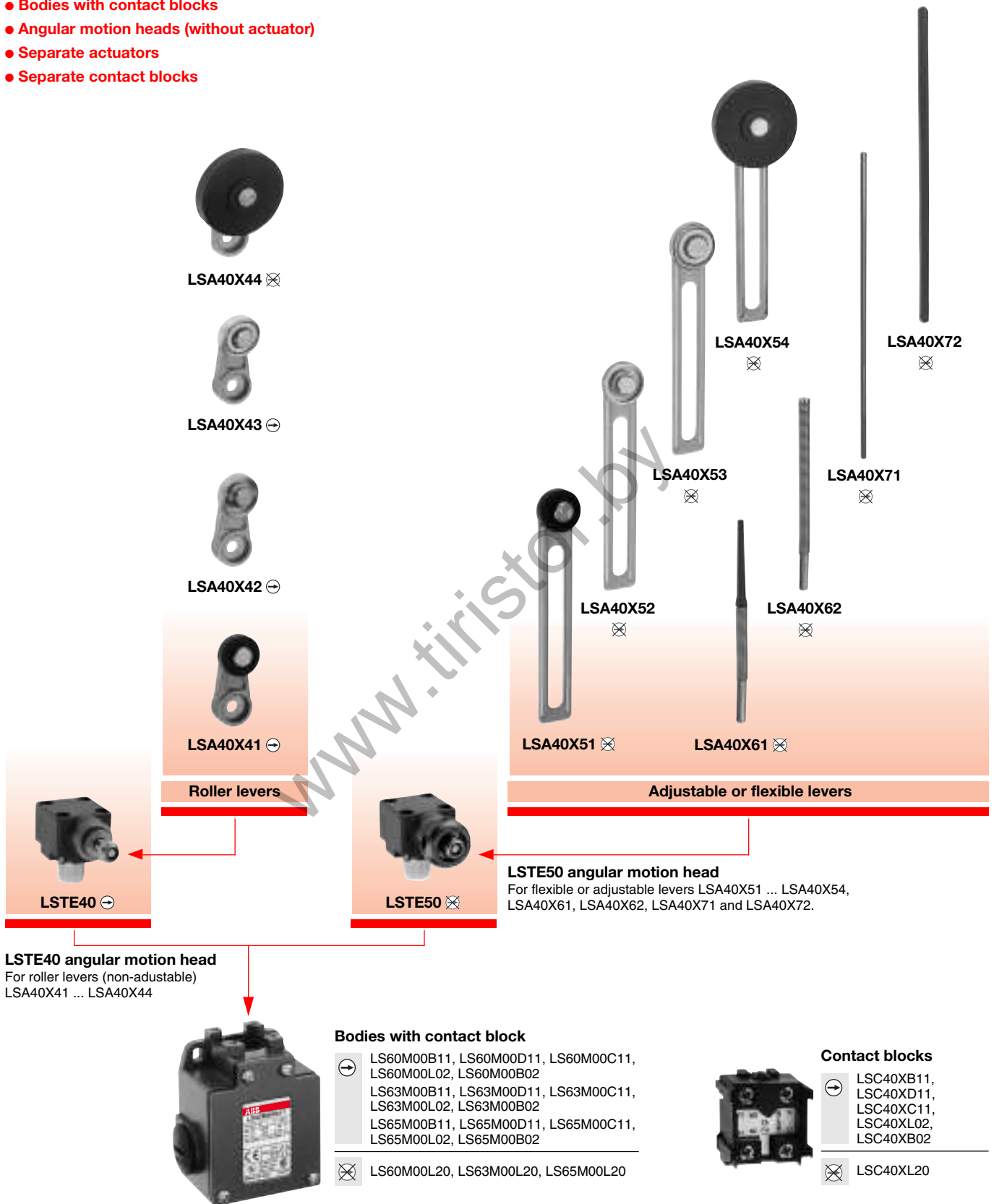
Warning! The positive opening operation of limit switch is only guaranteed if the elements noted with ⊕ are fitted.

LS60M ... LS65M Limit Switches

Metal Casing IP66 - 60 mm Width

Synoptic of Separate Elements (continued)

- Bodies with contact blocks
- Angular motion heads (without actuator)
- Separate actuators
- Separate contact blocks



⊕ : Suitable for positive opening operation (IEC 60947-5-1)

Warning! The positive opening operation of limit switch is only guaranteed if the elements noted with ⊕ are fitted.

>> Panorama of Complete Device page 4

>> Ordering Details for Separate Elements page 38

LS60M ... LS65M Limit Switches

Metal Casing IP66 - 60 mm Width

Separate Elements

⊖ "N.C." contact with positive opening operation or element (subassembly, head, lever) suitable for positive opening operation.

Warning! The positive opening operation of limit switch is only guaranteed if the elements noted with ⊖ are fitted.



LS60M00B11

SB837254



LSTE11

SB830353



LSTE13

SB830353



LSTE12

SB844253



LSTE23

SB839553



LSTE31

SB836553



LSTE42

SB836053



LSTE54

SB836553



LSTE52

SB836452

LS60M with 3 cable inlets for Pg 13.5 cable gland.
LS63M with 3 cable inlets M20 x 1.5 for ISO 20 cable gland.
LS65M with 3 cable inlets for 1/2" NPT.

Ordering Details

Contact blocks	Positive opening operation	Actuation speed max. m/s	Type	Order code	Unit weight kg
B11	⊖				Packing 1 piece
D11					
C11					
L02					
L20					
B02					

Bodies with contact block for rectilinear or angular motion heads

1					⊖	—	LS60M00B11	1SBV 01 1300 R1211	0.198
	1				⊖	—	LS60M00D11	1SBV 01 1300 R1411	0.198
		1			⊖	—	LS60M00C11	1SBV 01 1300 R1511	0.198
			1		⊖	—	LS60M00L02	1SBV 01 1300 R1302	0.198
				1	⊗	—	LS60M00L20	1SBV 01 1300 R1320	0.198
					⊖	—	LS60M00B02	1SBV 01 1300 R1202	0.198
1					⊖	—	LS63M00B11	1SBV 01 1500 R1211	0.198
	1				⊖	—	LS63M00D11	1SBV 01 1500 R1411	0.198
		1			⊖	—	LS63M00C11	1SBV 01 1500 R1511	0.198
			1		⊖	—	LS63M00L02	1SBV 01 1500 R1302	0.198
				1	⊗	—	LS63M00L20	1SBV 01 1500 R1320	0.198
					⊖	—	LS63M00B02	1SBV 01 1500 R1202	0.198
1					⊖	—	LS65M00B11	1SBV 01 3300 R1211	0.198
	1				⊖	—	LS65M00D11	1SBV 01 3300 R1411	0.198
		1			⊖	—	LS65M00C11	1SBV 01 3300 R1511	0.198
			1		⊖	—	LS65M00L02	1SBV 01 3300 R1302	0.198
				1	⊗	—	LS65M00L20	1SBV 01 3300 R1320	0.198
					⊖	—	LS65M00B02	1SBV 01 3300 R1202	0.198

Rectilinear motion heads

To be actuated from end

Stainless steel plain plunger	⊖	0.5	LSTE11	1SBV 04 9311 R1000	0.077
Stainless steel ball plunger	⊖	0.5	LSTE12	1SBV 04 9312 R1000	0.076
Stainless steel lateral plain plunger	⊖	0.5	LSTE21	1SBV 04 9321 R1000	0.093

To be actuated by 30° cam

Stainless steel roller plunger	⊖	0.5	LSTE13	1SBV 04 9313 R1000	0.084
Stainless steel lateral plunger with vertical roller	⊖	0.5	LSTE22	1SBV 04 9322 R1000	0.098
Stainless steel lateral plunger with horizontal roller	⊖	0.5	LSTE23	1SBV 04 9323 R1000	0.098

To be actuated unidirectionally by 30° cam

ø 22 mm polyamide roller lever on stainless steel plunger	⊖	1.5	LSTE31	1SBV 04 9331 R1000	0.111
ø 22 mm stainless steel roller lever on stainless steel plunger	⊖	1.5	LSTE32	1SBV 04 9332 R1000	0.121
ø 22 mm steel ball-bearing roller lever on stainless steel plunger	⊖	1.5	LSTE33	1SBV 04 9333 R1000	0.122

Angular motion heads with actuator

To be actuated by 30° cam

ø 22 mm polyamide roller lever (1)	⊖	1.5	LSTE41	1SBV 04 9341 R1000	0.134
ø 22 mm stainless steel roller lever (1)	⊖	1.5	LSTE42	1SBV 04 9342 R1000	0.142
ø 22 mm steel ball-bearing roller lever (1)	⊖	1.5	LSTE43	1SBV 04 9343 R1000	0.145
ø 45 mm rubber roller lever (1)	⊗	1.5	LSTE44	1SBV 04 9344 R1000	0.162
Adjustable ø 22 mm polyamide roller lever (1)	⊗	1.5	LSTE51	1SBV 04 9351 R1000	0.152
Adjustable ø 22 mm stainless steel roller lever (1)	⊗	1.5	LSTE52	1SBV 04 9352 R1000	0.161
ø 22 mm steel ball-bearing roller lever (1)	⊗	1.5	LSTE53	1SBV 04 9353 R1000	0.163
Adjustable ø 45 mm rubber roller lever (1)	⊗	1.5	LSTE54	1SBV 04 9354 R1000	0.168

(1) Free position adjustment of lever 9° by 9° over 360°.

>> Synoptic of Separate Elements page 36

>> Implementation page 25


LS60M ... LS65M Limit Switches

Metal Casing IP66 - 60 mm Width

Separate Elements

→ "N.C." contact with positive opening operation or element (subassembly, head, lever) suitable for positive opening operation.

Warning! The positive opening operation of limit switch is only guaranteed if the elements noted with → are fitted.



LS60M with 3 cable inlets for Pg 13.5 cable gland.
LS63M with 3 cable inlets M20 x 1.5 for ISO 20 cable gland.
LS65M with 3 cable inlets for 1/2" NPT.

Ordering Details

Contact blocks	Positive opening operation	Actuation speed max. m/s	Type	Order code	Unit weight kg
B11	→				Packing 1 piece
D11					
C11					
L02					
L20					
B02					

To be actuated by fully directional translation movement

Stainless steel flexible lever with insulated end (1)	☒	1	LSTE61	1SBV 04 9361 R1000	0.145
Stainless steel coil spring lever (1)	☒	1	LSTE62	1SBV 04 9362 R1000	0.152
Adjustable ø 3 mm stainless steel rod lever, 195 mm length (1)	☒	1	LSTE71	1SBV 04 9371 R1000	0.150
Lever réglable à tige polyamide ø 6 mm, 195 mm length (1)	☒	1	LSTE72	1SBV 04 9372 R1000	0.145
Adjustable ø 6 mm fibre-glass rod lever (1)	☒	1	LSTE73	1SBV 04 9373 R1000	0.149

Multidirectional angular motion head (to be actuated by fully directional translation movement)

Stainless steel spring rod	☒	1	LSTE91	1SBV 04 9391 R1000	0.066
Stainless steel flexible rod with insulated end	☒	1	LSTE92	1SBV 04 9392 R1000	0.068
Stainless steel coil spring rod	☒	1	LSTE93	1SBV 04 9393 R1000	0.075

Angular motion head without actuator, for non-adjustable roller levers (delivered with M5 nylon stop nut)

	→	1.5	LSTE40	1SBV 04 9340 R1000	0.102
--	---	-----	--------	--------------------	-------

Actuator for angular motion head LSTE40

ø 22 mm polyamide roller lever (1)	→	–	LSA40X41	1SBV 04 8841 R1000	0.032
ø 22 mm stainless steel roller lever (1)	→	–	LSA40X42	1SBV 04 8842 R1000	0.042
ø 22 mm steel ball-bearing roller lever (1)	→	–	LSA40X43	1SBV 04 8843 R1000	0.044
ø 45 mm rubber roller lever (1)	☒	–	LSA40X44	1SBV 04 8844 R1000	0.050

Angular motion head without actuator, for flexible or adjustable levers

(delivered with M5 nylon stop nut and adaptation parts)

	☒	1 to 1.5 acc. to lever	LSTE50	1SBV 04 9350 R1000	0.121
--	---	------------------------	--------	--------------------	-------

Actuators for angular motion head LSTE50

Adjustable ø 22 mm polyamide roller lever (1)	☒	–	LSA40X51	1SBV 04 8851 R1000	0.023
Adjustable ø 22 mm stainless steel roller lever (1)	☒	–	LSA40X52	1SBV 04 8852 R1000	0.032
Adjustable ø 22 mm steel ball-bearing roller lever (1)	☒	–	LSA40X53	1SBV 04 8853 R1000	0.034
Adjustable ø 45 mm rubber roller lever (1)	☒	–	LSA40X54	1SBV 04 8854 R1000	0.039
Stainless steel flexible lever with insulated end (1)	☒	–	LSA40X61	1SBV 04 8861 R1000	0.017
Stainless steel coil spring lever (1)	☒	–	LSA40X62	1SBV 04 8862 R1000	0.023
Adjustable ø 3 mm stainless steel rod lever, 195 mm length (1)	☒	–	LSA40X71	1SBV 04 8871 R1000	0.014
Adjustable ø 6 mm polyamide rod lever, 195 mm length (1)	☒	–	LSA40X72	1SBV 04 8872 R1000	0.010
Adjustable ø 6 mm fibre-glass rod lever, 195 mm length (1)	☒	–	LSA40X73	1SBV 04 8873 R1000	0.014

(1) Free position adjustment of lever 9° by 9° over 360°.

>> Synoptic of Separate Elements page 36

>> Implementation page 25

LS60M ... LS65M Limit Switches

Metal Casing IP66 - 60 mm Width

Separate Elements

⊖ "N.C." contact with positive opening operation or element (subassembly, head, lever) suitable for positive opening operation.

Warning! The positive opening operation of limit switch is only guaranteed if the elements noted with ⊖ are fitted.



LSC40XB11

5B180653

LS60M with 3 cable inlets for Pg 13.5 cable gland.
LS63M with 3 cable inlets M20 x 1.5 for ISO 20 cable gland.
LS65M with 3 cable inlets for 1/2" NPT.

Ordering Details

Contact blocks						Positive opening operation	Actuation speed max. m/s	Type	Order code	Unit weight kg	Packing 1 piece
B11	D11	C11	L02	L20	B02						
Contact blocks (with adaptor)											
1 N.C. + 1 N.O. 2-pole snap action						⊖	—	LSC40XB11	1SBV 04 9600 R1211	0.032	
1 N.C. + 1 N.O. 2-pole non-overlapping slow action						⊖	—	LSC40XD11	1SBV 04 9600 R1411	0.032	
1 N.O. + 1 N.C. 2-pole overlapping slow action						⊖	—	LSC40XC11	1SBV 04 9600 R1511	0.032	
2 N.C. 2-pole simultaneous slow action						⊖	—	LSC40XL02	1SBV 04 9600 R1302	0.032	
2 N.O. 2-pole simultaneous slow action						⊗	—	LSC40XL20	1SBV 04 9600 R1320	0.032	
2 N.C. 2-pole snap action						⊖	—	LSC40XB02	1SBV 04 9600 R1202	0.032	

(1) Free position adjustment of lever 9° by 9° over 360°.

>> Synoptic of Separate Elements page 36

>> Implementation page 25

LS60M ... LS65M Limit Switches

Metal Casing IP66 - 60 mm Width

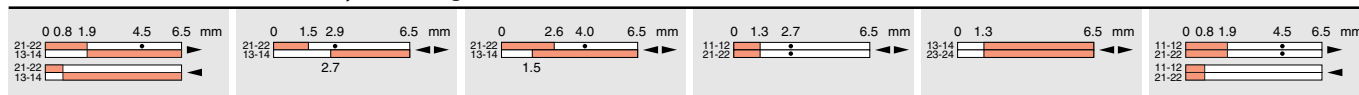
Operation Diagrams (Body and Attached Head)

Contact blocks					
Snap action B11 	Non-overlapping slow action D11 	Overlapping slow action C11 	Simultaneous slow action L02 	Simultaneous slow action L20 	Snap action B02

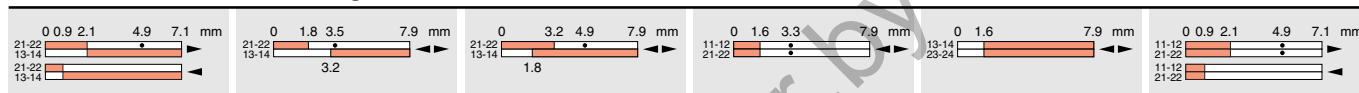
Bodies with contact block

LS60M00B11 LS63M00B11 LS65M00B11	LS60M00D11 LS63M00D11 LS65M00D11	LS60M00C11 LS63M00C11 LS65M00C11	LS60M00L02 LS63M00L02 LS65M00L02	LS60M00L20 LS63M00L20 LS65M00L20	LS60M00B02 LS63M00B02 LS65M00B02
---	---	---	---	---	---

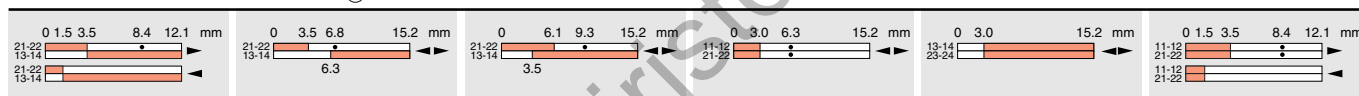
Rectilinear motion heads LSTE11, LSTE12.



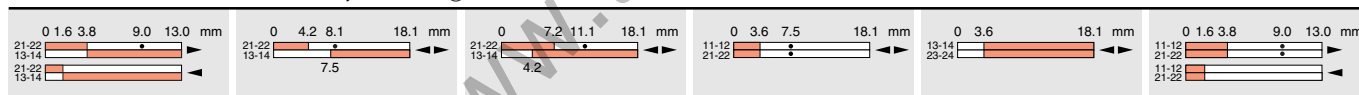
Rectilinear motion head LSTE21.



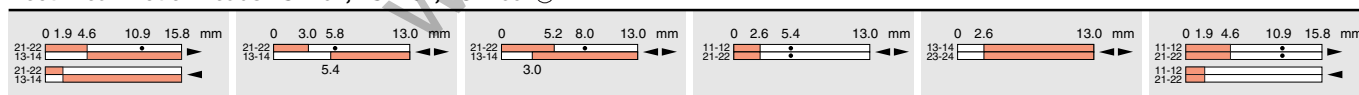
Rectilinear motion head LSTE13.



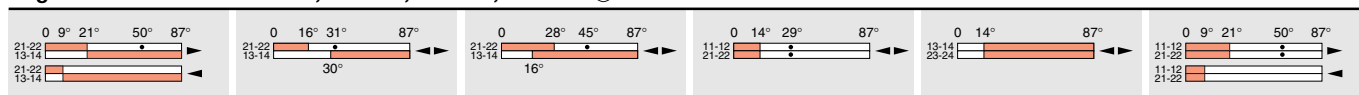
Rectilinear motion heads LSTE22, LSTE23.



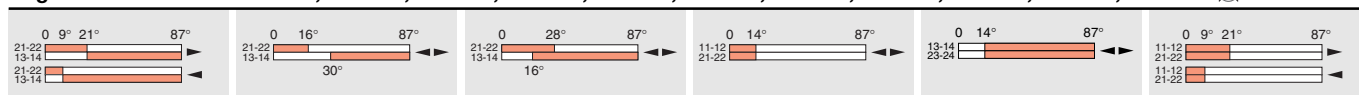
Rectilinear motion heads LSTE31, LSTE32, LSTE33.



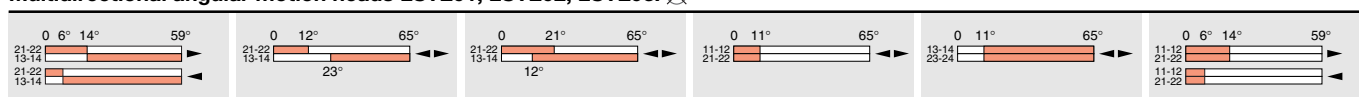
Angular motion heads LSTE40, LSTE41, LSTE42, LSTE43.



Angular motion heads LSTE44, LSTE50, LSTE51, LSTE52, LSTE53, LSTE54, LSTE61, LSTE62, LSTE71, LSTE72, LSTH73.



Multidirectional angular motion heads LSTE91, LSTE92, LSTE93.



Note: Contacts position

 contacts identification (example)

Positive opening position

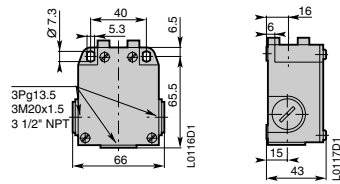
Warning! The positive opening operation of limit switch is only guaranteed if the elements noted with are fitted.

LS60M ... LS65M Limit Switches

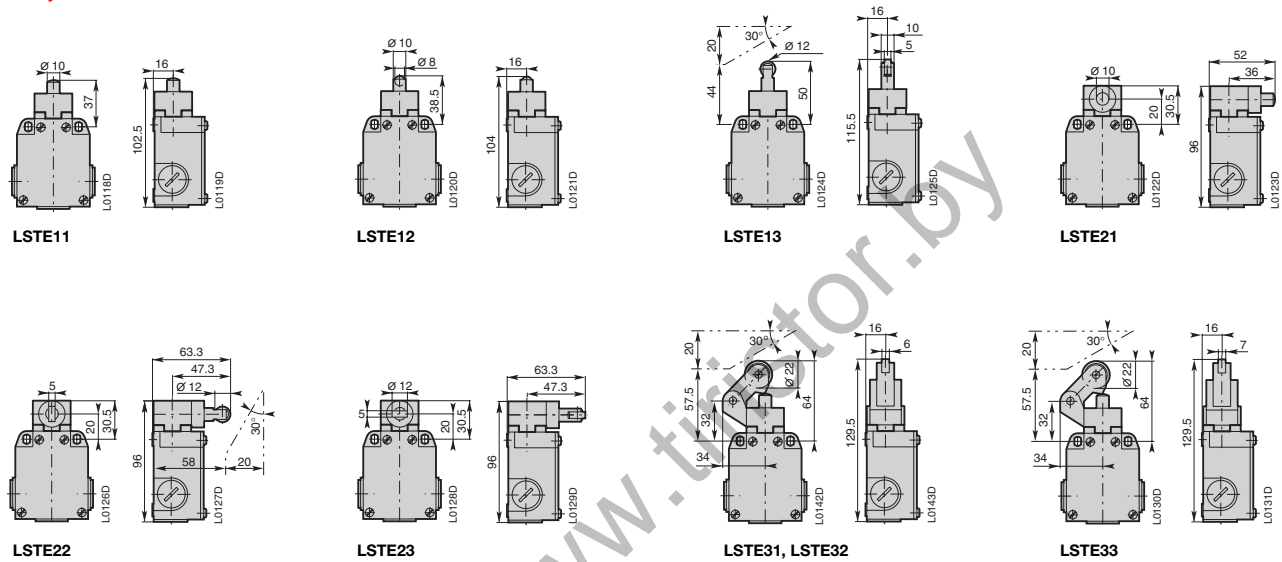
Metal Casing IP66 - 60 mm Width

Dimensions (in mm) - Complete Device

Bodies with contact blocks LS60M00..., LS63M00... or LS65M00



Body and fitted rectilinear motion head LSTE...



Note: The reference LSTE... under each picture, corresponds to the head only. The pictures show the complete device.

>> Description of Complete Device page 24

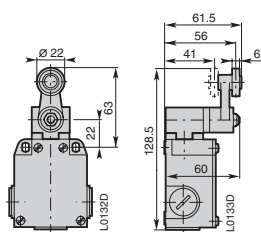
>> Implementation page 25

LS60M ... LS65M Limit Switches

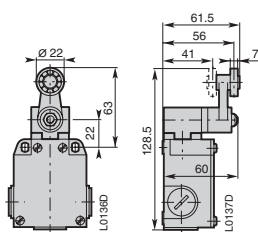
Metal Casing IP66 - 60 mm Width

Dimensions (in mm) - Complete Device

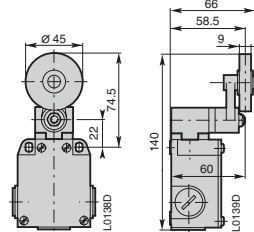
Body and fitted angular motion head LSTE...



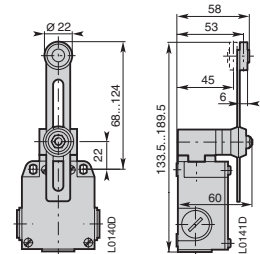
LSTE41, LSTE42



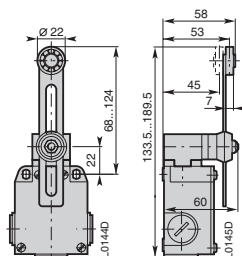
LSTE43



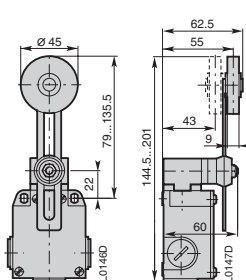
LSTE44



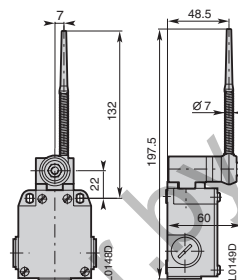
LSTE51, LSTE52



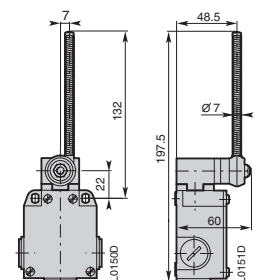
LSTE53



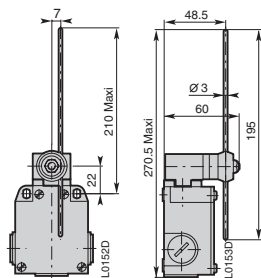
LSTE54



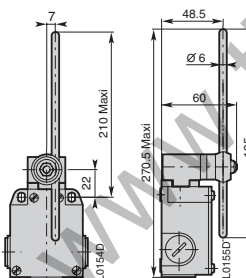
LSTE61



LSTE62

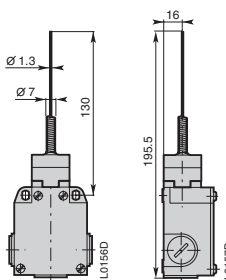


LSTE71

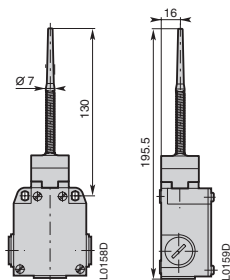


LSTE72, LSTE73

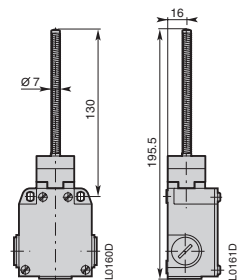
Body and fitted multidirectional angular motion head LSTE...



LSTE91



LSTE92




LSTE93

Note : The reference LSTE... under each picture, corresponds to the head only. The pictures show the complete device.

>> Description of Complete Device page 24

>> Implementation page 25





Foot Switches Separate Elements



Contents

Foot Switches

Protection Cover for Foot Switch	46
Contact Block for IPS... Foot Switches	46
Enclosed Emergency Stop Push-button	46
Steel Frame with Support Tube, and Enclosed Emergency Stop Push-button	47
Steel Frame with Support Tube, and Unenclosed Emergency Stop Push-button	47
Steel Frame for 2 Foot Switches with Carrying Handle	47
Steel Frame for 2 Foot Switches without Carrying Handle	47

Index

Classification by Order Code	49
Classification by Type	50

IPS... Foot Switches with Covers

Double Insulation - Protection Cover in ABS - IP65


Separate Elements and Accessories

⊖ "N.C." contact with positive opening operation.



IPSXG

SB8504S3



IPXZ

SB8513S2



IPSXBP01

SB8521S3



IPXCA11

SB8519S3



IPXCD11

SB8520S3

Ordering Details

Contact blocks			Positive opening operation	Actuation speed max. m/s	Type	Order code	Unit weight kg
A11	D11	P01					
							Packing 1 piece
Protection cover for foot switch							
Grey cover	—	—	—	—	IPSXG	1SBV 00 4640 R1000	
Yellow cover	—	—	—	—	IPSXY	1SBV 00 4641 R1000	
Red cover	—	—	—	—	IPSXR	1SBV 00 4642 R1000	
Half red cover	—	—	—	—	IPXZ	1SBV 00 4643 R1000	
Contact block for IPS... foot switches							
"1 N.C. / 1 N.O." (Za) snap action							
1	—	—	⊖	—	IPXCA11	1SBV 00 4750 R1111	
"1N.C. + 1 N.O." (Zb) slow action non-overlapping late make							
—	1	—	⊖	—	IPXCD11	1SBV 00 4750 R1411	
Enclosed emergency stop push-button							
—	—	1	⊖	—	IPSXBP01	1SBV 00 4860 R1901	

IPS... Foot Switches with Covers

Double Insulation - Protection Cover in ABS - IP65

Separate Elements and Accessories

Ordering Details

	Type	Order code	Unit weight kg Packing 1 piece
--	------	------------	---

Steel frame to mount 1 to 4 foot switches with support tube, and enclosed emergency stop push-button

Steel frame for 1 foot switch	IPSXP1B	1SBV 00 4520 R1901	
Steel frame for 2 foot switches	IPSXP2B	1SBV 00 4521 R1901	
Steel frame for 3 foot switches	IPSXP3B	1SBV 00 4522 R1901	
Steel frame for 4 foot switches	IPSXP4B	1SBV 00 4523 R1901	

Steel frame to mount 1 to 4 foot switches with support tube, and unenclosed emergency stop push-button

Steel frame for 1 foot switch	IPSXP1	1SBV 00 4524 R1000	
Steel frame for 2 foot switches	IPSXP2	1SBV 00 4525 R1000	
Steel frame for 3 foot switches	IPSXP3	1SBV 00 4526 R1000	
Steel frame for 4 foot switches	IPSXP4	1SBV 00 4527 R1000	

Steel frame to mount 2 foot switches

Steel frame for 2 foot switches with carrying handle	IPSXP5	1SBV 00 4528 R1000	
Steel frame for 2 foot switches without carrying handle	IPSXP6	1SBV 00 4529 R1000	




IPSXP2B

SB8510S4



IPSXP2

SB8507S4



IPSXP5

SB8514S3

Notes

www.tiristor.by

Index

Classification by Order Code

Order Code	Type	Page
1SBV 00 4520 R...		
1SBV 00 4520 R1901	IPSXP1B	46
1SBV 00 4521 R1901	IPSXP2B	46
1SBV 00 4522 R1901	IPSXP3B	46
1SBV 00 4523 R1901	IPSXP4B	46
1SBV 00 4524 R1000	IPSXP1	46
1SBV 00 4525 R1000	IPSXP2	46
1SBV 00 4526 R1000	IPSXP3	46
1SBV 00 4527 R1000	IPSXP4	46
1SBV 00 4528 R1000	IPSXP5	46
1SBV 00 4529 R1000	IPSXP6	46

1SBV 00 4640 R...		
1SBV 00 4640 R1000	IPSXG	46
1SBV 00 4641 R1000	IPSXY	46
1SBV 00 4642 R1000	IPSXR	46
1SBV 00 4643 R1000	IPSXZ	46

1SBV 00 4750 R...		
1SBV 00 4750 R1111	IPSXCA11	46
1SBV 00 4750 R1411	IPSXCD11	46

1SBV 00 4860 R...		
1SBV 00 4860 R1000	IPSXP01	46

1SBV 01 0140 R...		
1SBV 01 0140 R1202	LS31P40B02	12
1SBV 01 0140 R1211	LS31P40B11	12
1SBV 01 0140 R1302	LS31P40L02	12
1SBV 01 0140 R1320	LS31P40L20	12
1SBV 01 0140 R1411	LS31P40D11	12
1SBV 01 0140 R1511	LS31P40C11	12

1SBV 01 0150 R...		
1SBV 01 0150 R1202	LS31P50B02	12
1SBV 01 0150 R1211	LS31P50B11	12
1SBV 01 0150 R1302	LS31P50L02	12
1SBV 01 0150 R1320	LS31P50L20	12
1SBV 01 0150 R1411	LS31P50D11	12
1SBV 01 0150 R1511	LS31P50C11	12

1SBV 01 0240 R...		
1SBV 01 0240 R1202	LS30P40B02	12
1SBV 01 0240 R1211	LS30P40B11	12
1SBV 01 0240 R1302	LS30P40L02	12
1SBV 01 0240 R1320	LS30P40L20	12
1SBV 01 0240 R1411	LS30P40D11	12
1SBV 01 0240 R1511	LS30P40C11	12

1SBV 01 0250 R...		
1SBV 01 0250 R1202	LS30P50B02	12
1SBV 01 0250 R1211	LS30P50B11	12
1SBV 01 0250 R1302	LS30P50L02	12
1SBV 01 0250 R1320	LS30P50L20	12
1SBV 01 0250 R1411	LS30P50D11	12
1SBV 01 0250 R1511	LS30P50C11	12

1SBV 01 0340 R...		
1SBV 01 0340 R1202	LS32P40B02	12
1SBV 01 0340 R1211	LS32P40B11	12
1SBV 01 0340 R1302	LS32P40L02	12
1SBV 01 0340 R1320	LS32P40L20	12
1SBV 01 0340 R1411	LS32P40D11	12
1SBV 01 0340 R1511	LS32P40C11	12

1SBV 01 0350 R...		
1SBV 01 0350 R1202	LS32P50B02	12
1SBV 01 0350 R1211	LS32P50B11	12
1SBV 01 0350 R1302	LS32P50L02	12
1SBV 01 0350 R1320	LS32P50L20	12
1SBV 01 0350 R1411	LS32P50D11	12
1SBV 01 0350 R1511	LS32P50C11	12

1SBV 01 0500 R...		
1SBV 01 0500 R1202	LS40P00B02	19

Order Code	Type	Page
1SBV 01 0500 R...		
1SBV 01 0500 R1211	LS40P00B11	19
1SBV 01 0500 R1302	LS40P00L02	19
1SBV 01 0500 R1320	LS40P00L20	19
1SBV 01 0500 R1411	LS40P00D11	19
1SBV 01 0500 R1511	LS40P00C11	19

1SBV 01 0700 R...		
1SBV 01 0700 R1202	LS43P00B02	19
1SBV 01 0700 R1211	LS43P00B11	19
1SBV 01 0700 R1302	LS43P00L02	19
1SBV 01 0700 R1320	LS43P00L20	19
1SBV 01 0700 R1411	LS43P00D11	19
1SBV 01 0700 R1511	LS43P00C11	19

1SBV 01 1100 R...		
1SBV 01 1100 R1202	LS40M00B02	29
1SBV 01 1100 R1211	LS40M00B11	29
1SBV 01 1100 R1302	LS40M00L02	29
1SBV 01 1100 R1320	LS40M00L20	29
1SBV 01 1100 R1411	LS40M00D11	29
1SBV 01 1100 R1511	LS40M00C11	29

1SBV 01 1300 R...		
1SBV 01 1300 R1202	LS60M00B02	38
1SBV 01 1300 R1211	LS60M00B11	38
1SBV 01 1300 R1302	LS60M00L02	38
1SBV 01 1300 R1320	LS60M00L20	38
1SBV 01 1300 R1411	LS60M00D11	38
1SBV 01 1300 R1511	LS60M00C11	38

1SBV 01 1500 R...		
1SBV 01 1500 R1202	LS63M00B02	38
1SBV 01 1500 R1211	LS63M00B11	38
1SBV 01 1500 R1302	LS63M00L02	38
1SBV 01 1500 R1320	LS63M00L20	38
1SBV 01 1500 R1411	LS63M00D11	38
1SBV 01 1500 R1511	LS63M00C11	38

1SBV 01 1600 R...		
1SBV 01 1600 R1202	LS43M00B02	29
1SBV 01 1600 R1211	LS43M00B11	29
1SBV 01 1600 R1302	LS43M00L02	29
1SBV 01 1600 R1320	LS43M00L20	29
1SBV 01 1600 R1411	LS43M00D11	29
1SBV 01 1600 R1511	LS43M00C11	29

1SBV 01 2140 R...		
1SBV 01 2140 R1202	LS35P40B02	12
1SBV 01 2140 R1211	LS35P40B11	12
1SBV 01 2140 R1302	LS35P40L02	12
1SBV 01 2140 R1320	LS35P40L20	12
1SBV 01 2140 R1411	LS35P40D11	12
1SBV 01 2140 R1511	LS35P40C11	12

1SBV 01 2150 R...		
1SBV 01 2150 R1202	LS35P50B02	13
1SBV 01 2150 R1211	LS35P50B11	13
1SBV 01 2150 R1302	LS35P50L02	13
1SBV 01 2150 R1320	LS35P50L20	13
1SBV 01 2150 R1411	LS35P50D11	13
1SBV 01 2150 R1511	LS35P50C11	13

1SBV 01 2240 R...		
1SBV 01 2240 R1202	LS33P40B02	12
1SBV 01 2240 R1211	LS33P40B11	12
1SBV 01 2240 R1302	LS33P40L02	12
1SBV 01 2240 R1320	LS33P40L20	12
1SBV 01 2240 R1411	LS33P40D11	12
1SBV 01 2240 R1511	LS33P40C11	12

1SBV 01 2250 R...		
1SBV 01 2250 R1202	LS33P50B02	13
1SBV 01 2250 R1211	LS33P50B11	13
1SBV 01 2250 R1302	LS33P50L02	13
1SBV 01 2250 R1320	LS33P50L20	13

Order Code	Type	Page
1SBV 01 2250 R...		
1SBV 01 2250 R1411	LS33P50D11	13
1SBV 01 2250 R1511	LS33P50C11	13

1SBV 01 2400 R...		
1SBV 01 2400 R1202	LS45P00B02	19
1SBV 01 2400 R1211	LS45P00B11	19
1SBV 01 2400 R1302	LS45P00L02	19
1SBV 01 2400 R1320	LS45P00L20	19
1SBV 01 2400 R1411	LS45P00D11	19
1SBV 01 2400 R1511	LS45P00C11	19

1SBV 01 3100 R...		
1SBV 01 3100 R1202	LS45M00B02	29
1SBV 01 3100 R1211	LS45M00B11	29
1SBV 01 3100 R1302	LS45M00L02	29
1SBV 01 3100 R1320	LS45M00L20	29
1SBV 01 3100 R1411	LS45M00D11	29
1SBV 01 3100 R1511	LS45M00C11	29

1SBV 01 3300 R...		
1SBV 01 3300 R1202	LS65M00B02	38
1SBV 01 3300 R1211	LS65M00B11	38
1SBV 01 3300 R1302	LS65M00L02	38
1SBV 01 3300 R1320	LS65M00L20	38
1SBV 01 3300 R1411	LS65M00D11	38
1SBV 01 3300 R1511	LS65M00C11	38

1SBV 04 7500...		
1SBV 04 7500 R1305	LSR1305	13
1SBV 04 7500 T1305	LSR1305	13
1SBV 04 7500 W1305	LSR1305	13

1SBV 04 8600 R...		
1SBV 04 8605 R1000	LSA30P05	13
1SBV 04 8606 R1000	LSA30P06	13
1SBV 04 8641 R1000	LSA30X41	13
1SBV 04 8642 R1000	LSA30X42	13
1SBV 04 8651 R1000	LSA30X51	13
1SBV 04 8652 R1000	LSA30X52	13
1SBV 04 8671 R1000	LSA30X71	13
1SBV 04 8672 R1000	LSA30X72	13
1SBV 04 8673 R1000	LSA30X73	13
1SBV 04 8674 R1000	LSA30X74	13

1SBV 04 8840 R...		
1SBV 04 8841 R1000	LSA40X41	20
1SBV 04 8841 R1000	LSA40X41	30
1SBV 04 8841 R1000	LSA40X41	39
1SBV 04 8842 R1000	LSA40X42	20
1SBV 04 8842 R1000	LSA40X42	30
1SBV 04 8842 R1000	LSA40X42	39
1SBV 04 8843 R1000	LSA40X43	20
1SBV 04 8843 R1000	LSA40X43	30
1SBV 04 8843 R1000	LSA40X43	39
1SBV 04 8844 R1000	LSA40X44	20
1SBV 04 8844 R1000	LSA40X44	30
1SBV 04 8844 R1000	LSA40X44	39

1SBV 04 8850 R...		
1SBV 04 8851 R1000	LSA40X51	21
1SBV 04 8851 R1000	LSA40X51	31
1SBV 04 8851 R1000	LSA40X51	39
1SBV 04 8852 R1000	LSA40X52	21
1SBV 04 8852 R1000	LSA40X52	31
1SBV 04 8852 R1000	LSA40X52	39
1SBV 04 8853 R1000	LSA40X53	21
1SBV 04 8853 R1000	LSA40X53	31
1SBV 04 8853 R1000	LSA40X53	39
1SBV 04 8854 R1000	LSA40X54	21
1SBV 04 8854 R1000	LSA40X54	31
1SBV 04 8854 R1000	LSA40X54	39

1SBV 04 8860 R...		
1SBV 04 8861 R1000	LSA40X61	21
1SBV 04 8861 R1000	LSA40X61	31
1SBV 04 8861 R1000	LSA40X61	39

Index

Classification by Order Code

Order Code	Type	Page
1SBV 04 8860 R...		
1SBV 04 8862 R1000	LSA40X62	21
1SBV 04 8862 R1000	LSA40X62	31
1SBV 04 8862 R1000	LSA40X62	39

1SBV 04 8870 R...		
1SBV 04 8871 R1000	LSA40X71	21
1SBV 04 8871 R1000	LSA40X71	31
1SBV 04 8871 R1000	LSA40X71	39
1SBV 04 8872 R1000	LSA40X72	21
1SBV 04 8872 R1000	LSA40X72	31
1SBV 04 8872 R1000	LSA40X72	39
1SBV 04 8873 R1000	LSA40X73	21
1SBV 04 8873 R1000	LSA40X73	31
1SBV 04 8873 R1000	LSA40X73	39

1SBV 04 9110 R...		
1SBV 04 9111 R1000	LSTH11	19
1SBV 04 9112 R1000	LSTH12	19
1SBV 04 9113 R1000	LSTH13	19
1SBV 04 9114 R1000	LSTH14	19
1SBV 04 9119 R1000	LSTH19	19

1SBV 04 9130 R...		
1SBV 04 9131 R1000	LSTH31	19
1SBV 04 9132 R1000	LSTH32	19
1SBV 04 9133 R1000	LSTH33	19
1SBV 04 9135 R1000	LSTH35	19
1SBV 04 9136 R1000	LSTH36	19
1SBV 04 9137 R1000	LSTH37	19

1SBV 04 9140 R...		
1SBV 04 9140 R1000	LSTH40	20
1SBV 04 9141 R1000	LSTH41	20
1SBV 04 9142 R1000	LSTH42	20
1SBV 04 9143 R1000	LSTH43	20
1SBV 04 9144 R1000	LSTH44	20

1SBV 04 9150 R...		
1SBV 04 9150 R1000	LSTH50	20
1SBV 04 9151 R1000	LSTH51	20
1SBV 04 9152 R1000	LSTH52	20
1SBV 04 9153 R1000	LSTH53	20
1SBV 04 9154 R1000	LSTH54	20

1SBV 04 9160 R...		
1SBV 04 9161 R1000	LSTH61	20
1SBV 04 9162 R1000	LSTH62	20

1SBV 04 9170 R...		
1SBV 04 9171 R1000	LSTH71	20
1SBV 04 9172 R1000	LSTH72	20
1SBV 04 9173 R1000	LSTH73	20

1SBV 04 9190 R...		
1SBV 04 9191 R1000	LSTH91	20
1SBV 04 9192 R1000	LSTH92	20
1SBV 04 9193 R1000	LSTH93	20

1SBV 04 9310 R...		
1SBV 04 9311 R1000	LSTE11	29
1SBV 04 9311 R1000	LSTE11	38
1SBV 04 9312 R1000	LSTE12	29
1SBV 04 9312 R1000	LSTE12	38
1SBV 04 9313 R1000	LSTE13	29
1SBV 04 9313 R1000	LSTE13	38

1SBV 04 9320 R...		
1SBV 04 9321 R1000	LSTE21	29
1SBV 04 9321 R1000	LSTE21	38
1SBV 04 9322 R1000	LSTE22	29
1SBV 04 9322 R1000	LSTE22	38
1SBV 04 9323 R1000	LSTE23	29
1SBV 04 9323 R1000	LSTE23	38

Order Code	Type	Page
1SBV 04 9330 R...		
1SBV 04 9331 R1000	LSTE31	29
1SBV 04 9331 R1000	LSTE31	38
1SBV 04 9332 R1000	LSTE32	29
1SBV 04 9332 R1000	LSTE32	38
1SBV 04 9333 R1000	LSTE33	29
1SBV 04 9333 R1000	LSTE33	38

1SBV 04 9340 R...		
1SBV 04 9340 R1000	LSTE40	30
1SBV 04 9340 R1000	LSTE40	39
1SBV 04 9341 R1000	LSTE41	30
1SBV 04 9341 R1000	LSTE41	38
1SBV 04 9342 R1000	LSTE42	30
1SBV 04 9342 R1000	LSTE42	38
1SBV 04 9343 R1000	LSTE43	30
1SBV 04 9343 R1000	LSTE43	38
1SBV 04 9344 R1000	LSTE44	30
1SBV 04 9344 R1000	LSTE44	38

1SBV 04 9350 R...		
1SBV 04 9350 R1000	LSTE50	31
1SBV 04 9350 R1000	LSTE50	39
1SBV 04 9351 R1000	LSTE51	30
1SBV 04 9351 R1000	LSTE51	38
1SBV 04 9352 R1000	LSTE52	30
1SBV 04 9352 R1000	LSTE52	38
1SBV 04 9353 R1000	LSTE53	30
1SBV 04 9353 R1000	LSTE53	38
1SBV 04 9354 R1000	LSTE54	30
1SBV 04 9354 R1000	LSTE54	38

1SBV 04 9360 R...		
1SBV 04 9361 R1000	LSTE61	30
1SBV 04 9361 R1000	LSTE61	39
1SBV 04 9362 R1000	LSTE62	30
1SBV 04 9362 R1000	LSTE62	39

1SBV 04 9370 R...		
1SBV 04 9371 R1000	LSTE71	30
1SBV 04 9371 R1000	LSTE71	39
1SBV 04 9372 R1000	LSTE72	30
1SBV 04 9372 R1000	LSTE72	39
1SBV 04 9373 R1000	LSTE73	30
1SBV 04 9373 R1000	LSTE73	39

1SBV 04 9390 R...		
1SBV 04 9391 R1000	LSTE91	30
1SBV 04 9391 R1000	LSTE91	39
1SBV 04 9392 R1000	LSTE92	30
1SBV 04 9392 R1000	LSTE92	39
1SBV 04 9393 R1000	LSTE93	30
1SBV 04 9393 R1000	LSTE93	39

1SBV 04 9500 R...		
1SBV 04 9500 R1202	LSC30XB02	13
1SBV 04 9500 R1211	LSC30XB11	13
1SBV 04 9500 R1302	LSC30XL02	13
1SBV 04 9500 R1320	LSC30XL20	13
1SBV 04 9500 R1411	LSC30XD11	13
1SBV 04 9500 R1511	LSC30XC11	13

1SBV 04 9600 R...		
1SBV 04 9600 R1202	LSC40XB02	21
1SBV 04 9600 R1202	LSC40XB02	31
1SBV 04 9600 R1202	LSC40XB02	40
1SBV 04 9600 R1211	LSC40XB11	21
1SBV 04 9600 R1211	LSC40XB11	31
1SBV 04 9600 R1211	LSC40XB11	40
1SBV 04 9600 R1302	LSC40XL02	21
1SBV 04 9600 R1302	LSC40XL02	31
1SBV 04 9600 R1302	LSC40XL02	40
1SBV 04 9600 R1320	LSC40XL20	21
1SBV 04 9600 R1320	LSC40XL20	31
1SBV 04 9600 R1320	LSC40XL20	40
1SBV 04 9600 R1411	LSC40XD11	21
1SBV 04 9600 R1411	LSC40XD11	31
1SBV 04 9600 R1411	LSC40XD11	40

Order Code	Type	Page
1SBV 04 9600 R...		
1SBV 04 9600 R1511	LSC40XC11	21
1SBV 04 9600 R1511	LSC40XC11	31
1SBV 04 9600 R1511	LSC40XC11	40

Index

Classification by Type

Type	Order Code	Page
IPSX...		
IPSBP01	1SBV 00 4860 R1000	46
IPSCA11	1SBV 00 4750 R1111	46
IPSCD11	1SBV 00 4750 R1411	46
IPXG	1SBV 00 4640 R1000	46
IPXP1	1SBV 00 4524 R1000	46
IPXP1B	1SBV 00 4520 R1901	46
IPXP2	1SBV 00 4525 R1000	46
IPXP2B	1SBV 00 4521 R1901	46
IPXP3	1SBV 00 4526 R1000	46
IPXP3B	1SBV 00 4522 R1901	46
IPXP4	1SBV 00 4527 R1000	46
IPXP4B	1SBV 00 4523 R1901	46
IPXP5	1SBV 00 4528 R1000	46
IPXP6	1SBV 00 4529 R1000	46
IPXR	1SBV 00 4642 R1000	46
IPXY	1SBV 00 4641 R1000	46
IPXZ	1SBV 00 4643 R1000	46

LS30P40...		
LS30P40B02	1SBV 01 0240 R1202	12
LS30P40B11	1SBV 01 0240 R1211	12
LS30P40C11	1SBV 01 0240 R1511	12
LS30P40D11	1SBV 01 0240 R1411	12
LS30P40L02	1SBV 01 0240 R1302	12
LS30P40L20	1SBV 01 0240 R1320	12

LS30P50...		
LS30P50B02	1SBV 01 0250 R1202	12
LS30P50B11	1SBV 01 0250 R1211	12
LS30P50C11	1SBV 01 0250 R1511	12
LS30P50D11	1SBV 01 0250 R1411	12
LS30P50L02	1SBV 01 0250 R1302	12
LS30P50L20	1SBV 01 0250 R1320	12

LS31P40...		
LS31P40B02	1SBV 01 0140 R1202	12
LS31P40B11	1SBV 01 0140 R1211	12
LS31P40C11	1SBV 01 0140 R1511	12
LS31P40D11	1SBV 01 0140 R1411	12
LS31P40L02	1SBV 01 0140 R1302	12
LS31P40L20	1SBV 01 0140 R1320	12

LS31P50...		
LS31P50B02	1SBV 01 0150 R1202	12
LS31P50B11	1SBV 01 0150 R1211	12
LS31P50C11	1SBV 01 0150 R1511	12
LS31P50D11	1SBV 01 0150 R1411	12
LS31P50L02	1SBV 01 0150 R1302	12
LS31P50L20	1SBV 01 0150 R1320	12

LS32P40...		
LS32P40B02	1SBV 01 0340 R1202	12
LS32P40B11	1SBV 01 0340 R1211	12
LS32P40C11	1SBV 01 0340 R1511	12
LS32P40D11	1SBV 01 0340 R1411	12
LS32P40L02	1SBV 01 0340 R1302	12
LS32P40L20	1SBV 01 0340 R1320	12

LS32P50...		
LS32P50B02	1SBV 01 0350 R1202	12
LS32P50B11	1SBV 01 0350 R1211	12
LS32P50C11	1SBV 01 0350 R1511	12
LS32P50D11	1SBV 01 0350 R1411	12
LS32P50L02	1SBV 01 0350 R1302	12
LS32P50L20	1SBV 01 0350 R1320	12

LS33P40...		
LS33P40B02	1SBV 01 2240 R1202	12
LS33P40B11	1SBV 01 2240 R1211	12
LS33P40C11	1SBV 01 2240 R1511	12
LS33P40D11	1SBV 01 2240 R1411	12
LS33P40L02	1SBV 01 2240 R1302	12
LS33P40L20	1SBV 01 2240 R1320	12

LS33P50...		
LS33P50B02	1SBV 01 2250 R1202	13

LS33P50...		
LS33P50B11	1SBV 01 2250 R1211	13
LS33P50C11	1SBV 01 2250 R1511	13
LS33P50D11	1SBV 01 2250 R1411	13
LS33P50L02	1SBV 01 2250 R1302	13
LS33P50L20	1SBV 01 2250 R1320	13

LS35P40...		
LS35P40B02	1SBV 01 2140 R1202	12
LS35P40B11	1SBV 01 2140 R1211	12
LS35P40C11	1SBV 01 2140 R1511	12
LS35P40D11	1SBV 01 2140 R1411	12
LS35P40L02	1SBV 01 2140 R1302	12
LS35P40L20	1SBV 01 2140 R1320	12

LS35P50...		
LS35P50B02	1SBV 01 2150 R1202	13
LS35P50B11	1SBV 01 2150 R1211	13
LS35P50C11	1SBV 01 2150 R1511	13
LS35P50D11	1SBV 01 2150 R1411	13
LS35P50L02	1SBV 01 2150 R1302	13
LS35P50L20	1SBV 01 2150 R1320	13

LS40M00...		
LS40M00B02	1SBV 01 1100 R1202	29
LS40M00B11	1SBV 01 1100 R1211	29
LS40M00C11	1SBV 01 1100 R1511	29
LS40M00D11	1SBV 01 1100 R1411	29
LS40M00L02	1SBV 01 1100 R1302	29
LS40M00L20	1SBV 01 1100 R1320	29

LS40P00...		
LS40P00B02	1SBV 01 0500 R1202	19
LS40P00B11	1SBV 01 0500 R1211	19
LS40P00C11	1SBV 01 0500 R1511	19
LS40P00D11	1SBV 01 0500 R1411	19
LS40P00L02	1SBV 01 0500 R1302	19
LS40P00L20	1SBV 01 0500 R1320	19

LS43M00...		
LS43M00B02	1SBV 01 1600 R1202	29
LS43M00B11	1SBV 01 1600 R1211	29
LS43M00C11	1SBV 01 1600 R1511	29
LS43M00D11	1SBV 01 1600 R1411	29
LS43M00L02	1SBV 01 1600 R1302	29
LS43M00L20	1SBV 01 1600 R1320	29

LS43P00...		
LS43P00B02	1SBV 01 0700 R1202	19
LS43P00B11	1SBV 01 0700 R1211	19
LS43P00C11	1SBV 01 0700 R1511	19
LS43P00D11	1SBV 01 0700 R1411	19
LS43P00L02	1SBV 01 0700 R1302	19
LS43P00L20	1SBV 01 0700 R1320	19

LS45M00...		
LS45M00B02	1SBV 01 3100 R1202	29
LS45M00B11	1SBV 01 3100 R1211	29
LS45M00C11	1SBV 01 3100 R1511	29
LS45M00D11	1SBV 01 3100 R1411	29
LS45M00L02	1SBV 01 3100 R1302	29
LS45M00L20	1SBV 01 3100 R1320	29

LS45P00...		
LS45P00B02	1SBV 01 2400 R1202	19
LS45P00B11	1SBV 01 2400 R1211	19
LS45P00C11	1SBV 01 2400 R1511	19
LS45P00D11	1SBV 01 2400 R1411	19
LS45P00L02	1SBV 01 2400 R1302	19
LS45P00L20	1SBV 01 2400 R1320	19

LS60M00...		
LS60M00B02	1SBV 01 1300 R1202	38
LS60M00B11	1SBV 01 1300 R1211	38
LS60M00C11	1SBV 01 1300 R1511	38
LS60M00D11	1SBV 01 1300 R1411	38

LS60M00...		
LS60M00L02	1SBV 01 1300 R1302	38
LS60M00L20	1SBV 01 1300 R1320	38

LS63M00...		
LS63M00B02	1SBV 01 1500 R1202	38
LS63M00B11	1SBV 01 1500 R1211	38
LS63M00C11	1SBV 01 1500 R1511	38
LS63M00D11	1SBV 01 1500 R1411	38
LS63M00L02	1SBV 01 1500 R1302	38
LS63M00L20	1SBV 01 1500 R1320	38

LS65M00...		
LS65M00B02	1SBV 01 3300 R1202	38
LS65M00B11	1SBV 01 3300 R1211	38
LS65M00C11	1SBV 01 3300 R1511	38
LS65M00D11	1SBV 01 3300 R1411	38
LS65M00L02	1SBV 01 3300 R1302	38
LS65M00L20	1SBV 01 3300 R1320	38

LSA30...		
LSA30P05	1SBV 04 8605 R1000	13
LSA30P06	1SBV 04 8606 R1000	13
LSA30X41	1SBV 04 8641 R1000	13
LSA30X42	1SBV 04 8642 R1000	13
LSA30X51	1SBV 04 8651 R1000	13
LSA30X52	1SBV 04 8652 R1000	13
LSA30X71	1SBV 04 8671 R1000	13
LSA30X72	1SBV 04 8672 R1000	13
LSA30X73	1SBV 04 8673 R1000	13
LSA30X74	1SBV 04 8674 R1000	13

LSA40...		
LSA40X41	1SBV 04 8841 R1000	20
LSA40X41	1SBV 04 8841 R1000	30
LSA40X41	1SBV 04 8841 R1000	39
LSA40X42	1SBV 04 8842 R1000	20
LSA40X42	1SBV 04 8842 R1000	30
LSA40X42	1SBV 04 8842 R1000	39
LSA40X43	1SBV 04 8843 R1000	20
LSA40X43	1SBV 04 8843 R1000	30
LSA40X43	1SBV 04 8843 R1000	39
LSA40X44	1SBV 04 8844 R1000	20
LSA40X44	1SBV 04 8844 R1000	30
LSA40X44	1SBV 04 8844 R1000	39
LSA40X51	1SBV 04 8851 R1000	21
LSA40X51	1SBV 04 8851 R1000	31
LSA40X51	1SBV 04 8851 R1000	39
LSA40X52	1SBV 04 8852 R1000	21
LSA40X52	1SBV 04 8852 R1000	31
LSA40X52	1SBV 04 8852 R1000	39
LSA40X53	1SBV 04 8853 R1000	21
LSA40X53	1SBV 04 8853 R1000	31
LSA40X53	1SBV 04 8853 R1000	39
LSA40X54	1SBV 04 8854 R1000	21
LSA40X54	1SBV 04 8854 R1000	31
LSA40X54	1SBV 04 8854 R1000	39
LSA40X61	1SBV 04 8861 R1000	21
LSA40X61	1SBV 04 8861 R1000	31
LSA40X61	1SBV 04 8861 R1000	39
LSA40X62	1SBV 04 8862 R1000	21
LSA40X62	1SBV 04 8862 R1000	31
LSA40X62	1SBV 04 8862 R1000	39
LSA40X71	1SBV 04 8871 R1000	21
LSA40X71	1SBV 04 8871 R1000	31
LSA40X71	1SBV 04 8871 R1000	39
LSA40X72	1SBV 04 8872 R1000	21
LSA40X72	1SBV 04 8872 R1000	31
LSA40X72	1SBV 04 8872 R1000	39
LSA40X73	1SBV 04 8873 R1000	21
LSA40X73	1SBV 04 8873 R1000	31
LSA40X73	1SBV 04 8873 R1000	39

LSC30...		
LSC30XB02	1SBV 04 9500 R1202	13
LSC30XB11	1SBV 04 9500 R1211	13
LSC30XC11	1SBV 04 9500 R1511	13
LSC30XD11	1SBV 04 9500 R1411	13
LSC30XL02	1SBV 04 9500 R1302	13
LSC30XL20	1SBV 04 9500 R1320	13

Index

Classification by Type

Type	Order Code	Page
LSC40...		
LSC40XB02	1SBV 04 9600 R1202	21
LSC40XB02	1SBV 04 9600 R1202	31
LSC40XB02	1SBV 04 9600 R1202	40
LSC40XB11	1SBV 04 9600 R1211	21
LSC40XB11	1SBV 04 9600 R1211	31
LSC40XB11	1SBV 04 9600 R1211	40
LSC40XC11	1SBV 04 9600 R1511	21
LSC40XC11	1SBV 04 9600 R1511	31
LSC40XC11	1SBV 04 9600 R1511	40
LSC40XD11	1SBV 04 9600 R1411	21
LSC40XD11	1SBV 04 9600 R1411	31
LSC40XD11	1SBV 04 9600 R1411	40
LSC40XL02	1SBV 04 9600 R1302	21
LSC40XL02	1SBV 04 9600 R1302	31
LSC40XL02	1SBV 04 9600 R1302	40
LSC40XL20	1SBV 04 9600 R1320	21
LSC40XL20	1SBV 04 9600 R1320	31
LSC40XL20	1SBV 04 9600 R1320	40

LSR1305		
LSR1305	1SBV 04 7500 R1305	13
LSR1305	1SBV 04 7500 T1305	13
LSR1305	1SBV 04 7500 W1305	13

LSTE...		
LSTE11	1SBV 04 9311 R1000	29
LSTE11	1SBV 04 9311 R1000	38
LSTE12	1SBV 04 9312 R1000	29
LSTE12	1SBV 04 9312 R1000	38
LSTE13	1SBV 04 9313 R1000	29
LSTE13	1SBV 04 9313 R1000	38
LSTE21	1SBV 04 9321 R1000	29
LSTE21	1SBV 04 9321 R1000	38
LSTE22	1SBV 04 9322 R1000	29
LSTE22	1SBV 04 9322 R1000	38
LSTE23	1SBV 04 9323 R1000	29
LSTE23	1SBV 04 9323 R1000	38
LSTE31	1SBV 04 9331 R1000	29
LSTE31	1SBV 04 9331 R1000	38
LSTE32	1SBV 04 9332 R1000	29
LSTE32	1SBV 04 9332 R1000	38
LSTE33	1SBV 04 9333 R1000	29
LSTE33	1SBV 04 9333 R1000	38
LSTE40	1SBV 04 9340 R1000	30
LSTE40	1SBV 04 9340 R1000	39
LSTE41	1SBV 04 9341 R1000	30
LSTE41	1SBV 04 9341 R1000	38
LSTE42	1SBV 04 9342 R1000	30
LSTE42	1SBV 04 9342 R1000	38
LSTE43	1SBV 04 9343 R1000	30
LSTE43	1SBV 04 9343 R1000	38
LSTE44	1SBV 04 9344 R1000	30
LSTE44	1SBV 04 9344 R1000	38
LSTE50	1SBV 04 9350 R1000	31
LSTE50	1SBV 04 9350 R1000	39
LSTE51	1SBV 04 9351 R1000	30
LSTE51	1SBV 04 9351 R1000	38
LSTE52	1SBV 04 9352 R1000	30
LSTE52	1SBV 04 9352 R1000	38
LSTE53	1SBV 04 9353 R1000	30
LSTE53	1SBV 04 9353 R1000	38
LSTE54	1SBV 04 9354 R1000	30
LSTE54	1SBV 04 9354 R1000	38
LSTE61	1SBV 04 9361 R1000	30
LSTE61	1SBV 04 9361 R1000	39
LSTE62	1SBV 04 9362 R1000	30
LSTE62	1SBV 04 9362 R1000	39
LSTE71	1SBV 04 9371 R1000	30
LSTE71	1SBV 04 9371 R1000	39
LSTE72	1SBV 04 9372 R1000	30
LSTE72	1SBV 04 9372 R1000	39
LSTE73	1SBV 04 9373 R1000	30
LSTE73	1SBV 04 9373 R1000	39
LSTE91	1SBV 04 9314 R1000	30
LSTE91	1SBV 04 9391 R1000	39
LSTE92	1SBV 04 9314 R1000	30
LSTE92	1SBV 04 9392 R1000	39
LSTE93	1SBV 04 9314 R1000	30
LSTE93	1SBV 04 9393 R1000	39

Type	Order Code	Page
LSTH...		
LSTH11	1SBV 04 9111 R1000	19
LSTH12	1SBV 04 9112 R1000	19
LSTH13	1SBV 04 9113 R1000	19
LSTH14	1SBV 04 9114 R1000	19
LSTH19	1SBV 04 9119 R1000	19
LSTH31	1SBV 04 9131 R1000	19
LSTH32	1SBV 04 9132 R1000	19
LSTH33	1SBV 04 9133 R1000	19
LSTH35	1SBV 04 9135 R1000	19
LSTH36	1SBV 04 9136 R1000	19
LSTH37	1SBV 04 9137 R1000	19
LSTH40	1SBV 04 9140 R1000	20
LSTH41	1SBV 04 9141 R1000	20
LSTH42	1SBV 04 9142 R1000	20
LSTH43	1SBV 04 9143 R1000	20
LSTH44	1SBV 04 9144 R1000	20
LSTH50	1SBV 04 9150 R1000	20
LSTH51	1SBV 04 9151 R1000	20
LSTH52	1SBV 04 9152 R1000	20
LSTH53	1SBV 04 9153 R1000	20
LSTH54	1SBV 04 9154 R1000	20
LSTH61	1SBV 04 9161 R1000	20
LSTH62	1SBV 04 9162 R1000	20
LSTH71	1SBV 04 9171 R1000	20
LSTH72	1SBV 04 9172 R1000	20
LSTH73	1SBV 04 9173 R1000	20
LSTH91	1SBV 04 9191 R1000	20
LSTH92	1SBV 04 9192 R1000	20
LSTH93	1SBV 04 9193 R1000	20

www.tiristor.by



ABB Control

10, rue Ampère Z.I. - B.P. 114
F-69685 Chassieu cedex / France
Telephone: +33 (0) 4 7222 1722
Telefax: +33 (0) 4 7222 1935
<http://www.abb.com/lowvoltage>

As part of its on-going product improvement, ABB reserves the right to modify the characteristics or the products described in this document. The information given is not-contractual. For further details please contact the ABB company marketing these products in your country.

Publication
No: 1SBC141127C0201
Printed in France (V 01.02 D)

Выключатель концевой, путевой Минск т.80447584780

www.fotorele.net www.tiristor.by радиодетали, электронные компоненты

email minsk17@tut.by tel.+375 29 758 47 80 МТС

каталог, описание, технические, характеристики, datasheet, параметры, маркировка, габариты, фото, даташит,



QR код

www.tiristor.by