

реле fujitsu js 24 купить тел +375447584780 Минск


www.fotorele.net www.tiristor.by радиодетали, электронные компоненты

email minsk17@tut.by тел +375297584780 МТС

подробно смотрите ниже: каталог, описание, технические, характеристики, datasheet, параметры, маркировка, габариты, фото

QR код





FUJITSU, years of experience

Relays



shaping tomorrow with you

About Fujitsu Components

Fujitsu, years of experience

Over the years Fujitsu Components has made its name in the components and devices market with a complete product line-up of relays, thermal printers, touch panels and wireless modules. All adapted to the requirements of the market.

Supplying high quality and reliable components is only one of Fujitsu's strengths. Another strength is providing a high level of customer support service. Designed to meet our commitment to customers and to develop long lasting working relationships, our support includes: customer design facility, full technical back-up, applications advice, central warehousing and distribution, full literature and documentation and a specialist network of distributors.

Fujitsu Components product experts have built a wealth of knowledge through their years of experience. They are pleased to share their knowledge with customers and offer technical support.

Fujitsu relays

Quality is the key word describing Fujitsu Components' relays.

The relay product range covers automotive, power, signal, high frequency and solid state relays.

The relays are available in a wide range of variations such as slim line, ultra quiet and low power consumption.

Through continued research and development Fujitsu keeps expanding its product range.

Visit <http://www.fujitsu.com/uk/products/devices/components/> to find out more about our business activities.

Contents

Product Line-Up




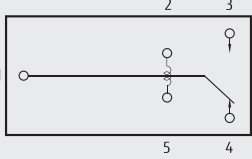
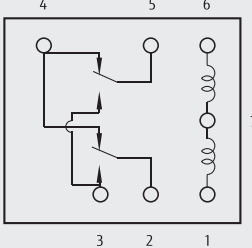
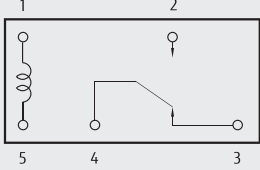
Automotive Relays	Page 1
Power Relays	Page 8
Signal Relays	Page 24
High Frequency Relays	Page 27
Solid State Relays	Page 28






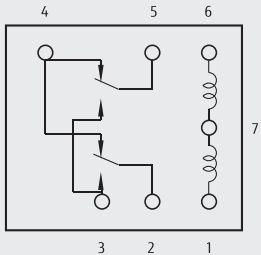
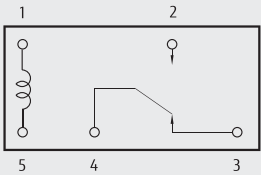
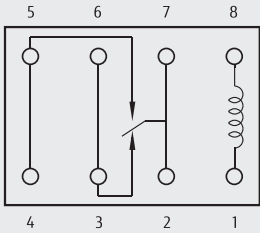
Relays with this logo are available as "Glow Wire" versions. (-GW)
These relays are IEC60335-1 compliant.

Please refer to your supplier for more information or contact your local Fujitsu Office.
For contact information, see the last page of this document, or <http://www.fujitsu.com/>



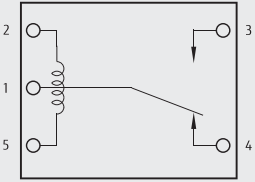
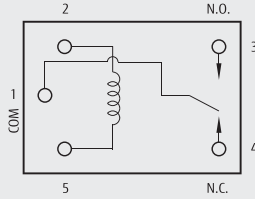
Automotive Relays (25A)

Series Name	FTR-G1	FTR-P2	FTR-P3
			
Description	25A Compact Relay	25A Low Noise H-bridge Relay	25A Compact Relay
Features	<ul style="list-style-type: none"> ■ 0.25mm contact gap ■ Average acoustic noise level 57db @ 5cm 	<ul style="list-style-type: none"> ■ Pin compatible with FTR-P4 ■ Average acoustic noise level 50db 	<ul style="list-style-type: none"> ■ 0.25 and 0.6mm contact gap types ■ THR type available ■ High temp. types available (125 °C) ■ Pin compatible with FTR-P5
Dimensions (W x L x H mm)	6.6 x 13.7 x 13.5	16.5 x 21.0 x 18.0	7.2 x 17.4 x 13.5
Weight (approx.)	3.5 g	13.0 g	5.0 g
Contact form	1 c	H-bridge	1 c
Contact rating	25A, 14VDC	25A, 14VDC, locked motor load	25A, 14VDC, locked motor load
Expected life on load example	<p>14VDC Inrush 25A window motor 100x10³ ops.</p> <p>14VDC, locked motor load Inrush 20A, door lock 100x10³ ops. Inrush 35A, 16VDC</p>	<p>14VDC, free motor load Inrush 17A 300x10³ ops. 0.25 sec. on 9.75 sec. off</p> <p>14VDC, 25A, locked motor load 100x10³ ops. 0.25 sec. on 9.75 sec. off</p>	<p>14VDC, free motor load Inrush 17A 300x10³ ops. 0.25 sec. on 9.75 sec. off</p> <p>14VDC, 25A, locked motor load 100x10³ ops. 0.25 sec. on 9.75 sec. off</p>
Operating temperature	-40 to 85 °C	-40 to 85 °C	-40 to 85 °C / 125 °C
Coil voltage (DC)	9 to 12 V	9 to 12 V	9 to 12 V
Nominal coil power	0.64 W	0.45 W	0.6 W / 0.8 W
Dielectric strength (1 min.)	Open contacts: 500VAC Coil and contacts: 500VAC	Open contacts: 500VAC Coil and contacts: 500VAC	Open contacts: 500VAC Coil and contacts: 500VAC
Mounting	Through hole	Through hole	Through hole / THR
Terminal layout (bottom view)			




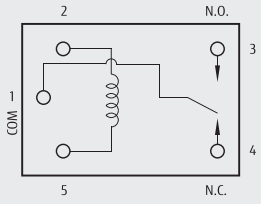
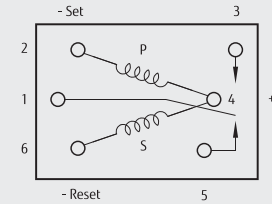
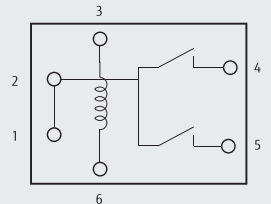
Automotive Relays (25A)

Series Name	FTR-P4	FTR-P5	FTR-P6
			
Description	25A H-bridge Relay	25A Low Noise Compact Relay	25A Surface Mount Relay
Features	<ul style="list-style-type: none"> ■ 0.25 and 0.6mm contact gap types ■ THR type available ■ High temp. types available (125 °C) ■ Pin compatible with FTR-P2 	<ul style="list-style-type: none"> ■ Pin compatible with FTR-P3 	<ul style="list-style-type: none"> ■ 0.25mm contact gap ■ Average acoustic noise level 60db ■ SMD
Dimensions (W x L x H mm)	14.2 x 17.4 x 13.5	9.7 x 20.4 x 16.7	9.0 x 12.0 x 10.3
Weight (approx.)	10.0 g	7.0 g	3.08 g
Contact form	1 cx2 (H-bridge)	1 c	1 c
Contact rating	25A, 14VDC, locked motor load	25A, 14VDC, locked motor load	25A, 14VDC
Expected life on load example	<p>14VDC, 25A, free motor load Inrush 17A 100x10³ ops. 0.25 sec. on 9.75 sec. off</p> <p>14VDC, 25A, locked motor load 100x10³ ops. 0.25 sec. on 9.75 sec. off</p>	<p>14VDC, free motor load Inrush 17A 300x10³ ops. 0.25 sec. on 9.75 sec. off</p> <p>14VDC, 25A, locked motor load 100x10³ ops. 0.25 sec. on 9.75 sec. off</p>	<p>16VDC, free motor load Inrush 20A 400 x 10³ ops. 1.5 sec. on 2.0 sec. off</p> <p>16VDC, locked motor load Inrush 25A 100x10³ ops. 0.5 sec. on 5.5 sec. off</p>
Operating temperature	-40 to 85 °C / 125 °C	-40 to 85 °C	-40 to 85 °C
Coil voltage (DC)	9 to 12 V	9 to 12 V	10 to 12 V
Nominal coil power	0.6 W	0.45 W	0.8 W
Dielectric strength (1 min.)	Open contacts: 500VAC Coil and contacts: 500VAC	Open contacts: 500VAC Coil and contacts: 500VAC	Open contacts: 500VAC Coil and contacts: 500VAC
Mounting	Through hole / THR	Through hole	Surface Mount
Terminal layout (bottom view)			




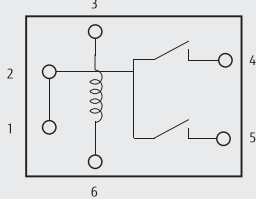
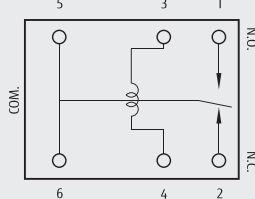
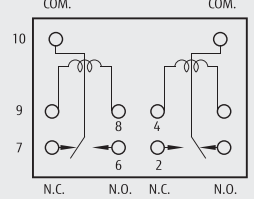
Automotive Relays (25A)

Series Name	FTR-P7	FBR51 / 52
		
Description	25A Low Noise Compact Automotive Relay	25 / 30A Compact Automotive Relay
Features	<ul style="list-style-type: none"> ■ 0.3 mm contact gap ■ Average acoustic noise level 55db 	<ul style="list-style-type: none"> ■ 0.3 or 0.6 mm (FBR52) ■ THR type available ■ High temperature types available 110°C (-HT) ■ 60A inrush
Dimensions (W x L x H mm)	17.0 x 20.8 x 14.0	12.1 x 15.5 x 13.7
Weight (approx.)	7.0 g	6.0 g
Contact form	1 c	1a,1 c
Contact rating	25A, 14VDC	25A, 14VDC, locked motor load
Expected life on load example	14VDC, free motor load inrush 25A 500x10 ³ ops. 0.5 sec. on 3.5 sec. off	14VDC, free motor load Inrush 17A 300x10 ³ ops. 0.25 sec. on 9.75 sec. off 14VDC, 25A, locked motor load 100x10 ³ ops. 0.25 sec. on 9.75 sec. off
Operating temperature	-40 to 85 °C	-40 to 85 °C / 110 °C
Coil voltage (DC)	12 V	6 to 12 V
Nominal coil power	0.55 W	0.6 W / 0.8 W
Dielectric strength (1 min.)	Open contacts: 500VAC Coil and contacts: 500VAC	Open contacts: 500VAC Coil and contacts: 500VAC
Mounting	Through hole	Through hole / THR
Terminal layout (bottom view)		

Automotive Relays (25 ~ 40A)

Series Name	FBR51 / 52 (-WL / -WF)	FBR51L	FBR53
			
Description	25 / 30A Compact Automotive Relay for Special Lamp Loads	25A Dualcoil Latching Compact Automotive Relay	30A Compact Automotive Relay
Features	<ul style="list-style-type: none"> 0.3 mm contact gap 	<ul style="list-style-type: none"> Dual coil latching THR type 	<ul style="list-style-type: none"> 0.25mm contact gap THR type (-RW) 60A inrush
Dimensions (W x L x H mm)	12.1 x 15.5 x 13.7	12.1 x 15.5 x 13.7	12.1 x 15.5 x 13.7
Weight (approx.)	6.0 g	6.0 g	6.0 g
Contact form	1 a	1 c	1 c
Contact rating	80 / 120W, 14VDC lamp load	25A, 14VDC	25A, 14VDC, 30A carry current
Expected life on load example	14VDC, 120W, lamp load Inrush 80A 100x10 ³ ops. (-WL) Special type for flasher lamp applications (-WF) 80W, lamp load 250x10 ³ ops. (-WF)	14VDC, 25A, locked motor load 200x10 ³ ops. (-W1 type) 50x10 ³ ops. (E type)	14VDC, 25A, resistive load 100x10 ³ ops. 60A Inrush current 30A Carry current
Operating temperature	-40 to 85 °C	-40 to 125 °C	-40 to 125 °C
Coil voltage (DC)	6 to 12 V	6 to 12 V	9 to 12 V
Nominal coil power	0.6 W	1.1 W	0.6 W
Dielectric strength (1 min.)	Open contacts: 500VAC Coil and contacts: 500VAC	Open contacts: 500VAC Coil and contacts: 500VAC	Open contacts: 500VAC Coil and contacts: 500VAC
Mounting	Through hole / THR	Through hole / THR	Through hole / THR
Terminal layout (bottom view)			

Automotive Relays (25A ~ 40A)

Series Name	FBR53-HW	FBR57	FBR572 / 582
			
Description	40A Compact Relay	30A High Power Relay	12/14A High Power Twin Relay
Features	<ul style="list-style-type: none"> ■ THR type (-RW) ■ High power type ■ 80A inrush 	<ul style="list-style-type: none"> ■ 0.8mm contact gap ■ For 24V battery applications ■ 70A inrush 	<ul style="list-style-type: none"> ■ 0.25mm contact gap ■ For 24V battery applications ■ THR type (-RW) ■ 60A inrush
Dimensions (W x L x H mm)	12.1 x 15.5 x 13.7	14.4 x 20.0 x 16.2	20.0 x 26.0 x 16.2 (FBR572) 20.0 x 26.0 x 17.0 (FBR582)
Weight (approx.)	6.0 g	9.4 g	18.0 g
Contact form	1 c	1 c	1 c x2
Contact rating	40A, 14VDC	12A, 28VDC	12A, 28VDC
Expected life on load example	14VDC, 40A, resistive load Inrush 80A 100x10 ³ ops.	28VDC, 12A, locked motor load 100x10 ³ ops. 28VDC, 2.5A, free motor load inrush 15A 500x10 ³ ops. 70A max. inrush	28VDC, 12A, locked motor load 100x10 ³ ops. 28VDC, 2.5A, free motor load inrush 15A 500x10 ³ ops. 60A max. inrush
Operating temperature	-40 to 125 °C	-40 to 85°C	-40 to 85 °C
Coil voltage (DC)	9 to 12 V	6 to 12 V	9 to 12 V
Nominal coil power	0.9 W	1.5 W	0.6 W
Dielectric strength (1 min.)	Open contacts: 500VAC Coil and contacts: 500VAC	Open contacts: 500VAC Coil and contacts: 500VAC	Open contacts: 500VAC Coil and contacts: 500VAC
Mounting	Through hole / THR	Through hole	Through hole
Terminal layout (bottom view)			

Automotive Relays (45A)

Series Name	FBR59-HW
-------------	----------



Description	45A/60A High Power Relay
Remarks	<ul style="list-style-type: none"> ■ THR type (-RW) ■ High power type

Dimensions (W x L x H mm)	15.0 x 20.0 x 16.8
Weight (approx.)	13.0 g
Contact form	1 u
Contact rating	45A, 14VDC, 220A inrush
Expected life on load example	<p>14 VDC, 45A, resistive load 100x10³ ops.</p> <p>220A max. inrush 60A Carry current</p>
Operating temperature	-40 to 125 °C
Coil voltage (DC)	6 to 12 V
Nominal coil power	0.45 W
Dielectric strength (1 min.)	<p>Open contacts: 500VAC</p> <p>Coil and contacts: 500VAC</p>
Mounting	Through hole / THR
Terminal layout (bottom view)	

Automotive Relays (450VDC)

Series Name	FTR-E1
--------------------	---------------





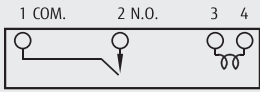

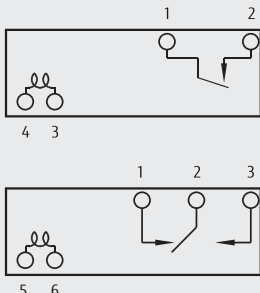


Description	20A, 450VDC High Voltage DC Relay
Remarks	<ul style="list-style-type: none"> ■ Contact Fujitsu for details ■ PCB, Tab and Plug-in types available




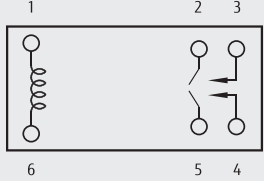
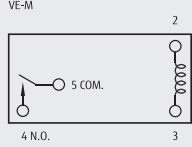
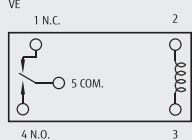
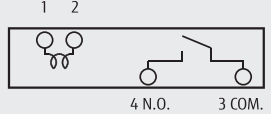
Dimensions (W x L x H mm)	28.0 x 64.5 x 49.5
Weight (approx.)	80.0 g
Contact form	1 a
Contact rating	20A, 450VDC
Expected life on load example	10A, 450VDC 75 x 10 ³ ops. 20A, 450VDC 25A, 72VDC 30A, 60VDC 10 x 10 ³ ops. 20A, 450VDC 100 x 10 ³ ops. Make only 40A / 1hr Carry current
Operating temperature	-40 to 85 °C
Coil voltage (DC)	5 to 48 VDC
Nominal coil power	0.9 W
Dielectric strength (1 min.)	Open contacts: 2500VAC Coil and contacts: 5000VAC
Mounting	PCB-, Tab and plug-in terminals

Terminal layout (bottom view)	
--------------------------------------	--



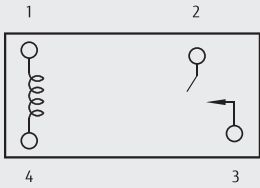
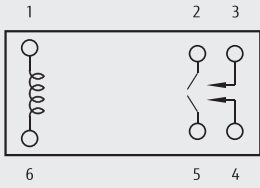
Power Relays (3 ~ 5A)

Series Name	NY	JY	FTR-F3
			 
Description	5A Slim Type Relay	3/5A Compact Relay	3/5/10A Slim Type Relay
Remarks	<ul style="list-style-type: none"> ■ Socket available (-NYP) ■ Compliant to IEC61010-2-201 and 61131 	<ul style="list-style-type: none"> ■ Socket available (-P) ■ Bifurcated contacts ■ AgCd types not for new designs 	<ul style="list-style-type: none"> ■ Right angle versions (1 a) ■ TV-3, TV-5 rating types available ■ 1 form c type available ■ Sealed/Flux proof ■ IEC60335-1 types (-GW) ■ IOA types available ■ AgNi contacts
Dimensions (W x L x H mm)	5.0 x 20.1 x 17.5	10.0 x 20.0 x 12.8	7.0 x 20.3 x 15.0
Weight (approx.)	3.5 g	5.0 g	4.0 g
Contact form	1 a	1 a	1 a, 1 c
Contact rating (Resistive load)	5A, 250VAC/30VDC	3A, 250VAC/30VDC 5A, 250VAC/30VDC	3A, 150VAC/30VDC 5A, 250VAC/30VDC 10A, 250VAC/30VDC
Minimum switching load (ref.)	5VDC, 1mA	100m VDC 0.1mA 5VDC 10mA 5VDC 100mA	5VDC 10mA 5VDC 100mA
Mechanical life	20 x 10 ⁶ ops.	20 x 10 ⁶ ops.	5 x 10 ⁶ ops.
Electrical life (Rated load)	100 x 10 ³ ops. (at 3A, 250VAC, 30VDC) 50 x 10 ³ ops. (at 5A, 250VAC)	100 x 10 ³ ops.	50 x 10 ³ ops. (10A, 250VAC) 100 x 10 ³ ops. (at 5A, 250VAC) 200 x 10 ³ ops. (at 3A, 250VAC)
Operating temperature	-40 to 90 °C	-40 to 90 °C	-40 to 70 °C
Coil voltage (DC)	4.5 to 24 V	4.5 to 48 V	5 to 24 V
Nominal coil power	0.12 W	0.2 to 0.36 W	0.2W / 0.28 W / 0.36 W
Surge strength	5,080 V	4,000 V	10,000 V
Dielectric strength (1 min.)	Open contacts: 750VAC Coil and contacts: 3000VAC	Open contacts: 750VAC Coil and contacts: 2000VAC	Open contacts: 750VAC Coil and contacts: 4000VAC
Safety standards	UL, CSA	UL, CSA	UL, CSA, VDE, CQC
Mounting / Enclosure	Through hole / RTIII	Through hole / RTIII	Through hole / RTII / RTIII
Terminal layout (bottom view)			






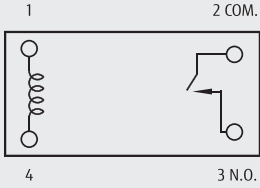
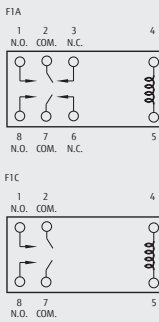
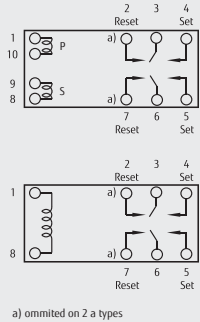
Power Relays (3 ~ 5A)

Series Name	FTR-F4	VE	FTR-MY
			
Description	5A TV3 Compact Relay	5A Medium Load Relay	5A Slim Type Relay
Remarks	<ul style="list-style-type: none"> ■ Flux proof types ■ TV-3 rated ■ 8A type (FTR-F4R) ■ 1.5mm contactgap types (FTR-F4g) 	<ul style="list-style-type: none"> ■ High sensitive types ■ Cd types (not for new designs) 	<ul style="list-style-type: none"> ■ Gold plated contacts ■ AgNi contacts ■ Compliant to IEC61010-2-201
Dimensions (W x L x H mm)	12.0 x 24.0 x 25.0	10.5 x 20.5 x 20.5	5.0 x 20.0 x 12.0
Weight (approx.)	12.0 g	8.0 g	2.5 g
Contact form	2 a	1 a, 1 c	1 a
Contact rating (Resistive load)	5A, 250VAC/30VDC	VE-() H5 5A, 250VAC VE-() H 3A/5A, 250VAC	5A, 250VAC/30VDC
Minimum switching load (ref.)	5VDC, 100mA	5VDC, 10mA (gold plated contacts) 5VDC, 100mA	5VDC 1mA
Mechanical life	2 x 10 ⁶ ops.	10 x 10 ⁶ ops.	20 x 10 ⁶ ops.
Electrical life (Rated load)	100 x 10 ³ ops. 25.10 ³ (TV3)	100 x 10 ³ ops. (VE) 50 x 10 ³ ops. (VE-S)	100 x 10 ³ ops.
Operating temperature	-40 to 70 °C	-40 to 85 °C	-40 to 90 °C
Coil voltage (DC)	5 to 48 V	5 to 48 V	4.5 to 24 V
Nominal coil power	0.153 W	0.25 to 0.36 W	0.11 W
Surge strength	10,000 V	4,000 V / 6,000 V	5,080 V
Dielectric strength (1 min.)	Open contacts: 1000VAC Coil and contacts: 4000VAC	Open contacts: 750VAC (1 c), 1,000 VAC (1 a) Coil and contacts: 2000VAC	Open contacts: 750VAC Coil and contacts: 4000VAC
Safety standards	UL, CSA, VDE, CQC	UL, CSA, VDE, CQC	UL, CSA, VDE, CQC
Mounting / Enclosure	Through hole / RTII	Through hole / RTIII	Through hole / RTIII
Terminal layout (bottom view)		 	






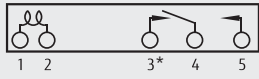
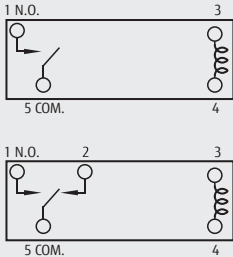
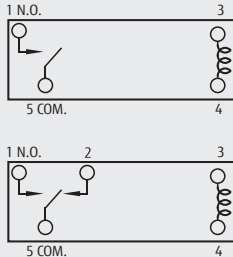
Power Relays (3 ~ 5A)

Series Name	FTR-F2	FTR-F4G
		
Description	5A High profile Relay	5A High Profile Wide Contact Gap Relay
Remarks	<ul style="list-style-type: none"> ■ TV-5 rated ■ TV8 Version (F2P) ■ High sensitive coil types 	<ul style="list-style-type: none"> ■ 1.5mm contact gap ■ TV-3 rated ■ Flux proof and sealed types
Dimensions (W x L x H mm)	11.0 x 24.0 x 25.0	12.7 x 28.7 x 25.2
Weight (approx.)	13.0 g	18.0 g
Contact form	1 a	2 a
Contact rating (Resistive load)	5A, 250VAC/30VDC	5A, 250VAC
Minimum switching load (ref.)	5VDC 100mA	5VDC, 100mA
Mechanical life	20 x 10 ⁶ ops.	500 x 10 ³ ops.
Electrical life (Rated load)	100 x 10 ³ ops.	100 x 10 ³ ops. 20 x 10 ³ Sealed version
Operating temperature	-40 to 70 °C	-40 to 70 °C
Coil voltage (DC)	5 to 48 V	3 to 48 V
Nominal coil power	0.25 to 0.35 W	0.8 W
Surge strength	10,000 V	10,000 V
Dielectric strength (1 min.)	Open contacts: 1000VAC Coil and contacts: 4000VAC	Open contacts: 1000VAC Coil and contacts: 4000VAC
Safety standards	UL, CSA, VDE, CQC	UL, TUV
Mounting / Enclosure	Through hole / RTII	Through hole / RTII / RTIII
Terminal layout (bottom view)		




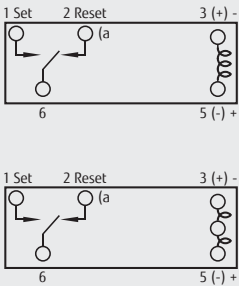

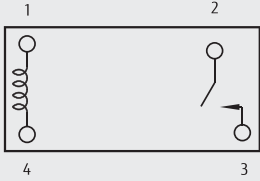
Power Relays (5A ~ 10A)

Series Name	JV	FTR-F1	FTR-F1L
			
			
Description	5A/10A Medium Load Relay	5A / 8A Low Profile Relay	8A Low Profile Latching Relay
Remarks	<ul style="list-style-type: none"> ■ High sensitive type available ■ 10A type JV-KS (TV 4) ■ IEC60335-1 types (-GW) 	<ul style="list-style-type: none"> ■ Pin compatible with VB series ■ TV-3 rating available (2 a) ■ Clear cover available (-RG) ■ Sensitive coil types ■ 8A types FTR-F1R 	<ul style="list-style-type: none"> ■ Latching relay ■ 1 and 2 coil types ■ 1A, 2A types
Dimensions (W x L x H mm)	10.0 x 17.5 x 12.5	12.8 x 29.0 x 16.5	12.8 x 29.0 x 16.5
Weight (approx.)	4.3 g	12.0 g	13.0 g
Contact form	1 a	2 a, 2 c	2 a, 2 c
Contact rating (Resistive load)	5A, 250VAC/30VDC 10A, 250VAC/30VDC	5A, 250VAC/24VDC 8A, 250VAC/24VDC	8A, 250VAC/24VDC
Minimum switching load (ref.)	5VDC, 10mA (5A type) 5VDC, 100mA (10A type)	5VDC 10mA	5VDC 10mA
Mechanical life	5 x 10 ⁶ ops.	20 x 10 ⁶ ops.	3 x 10 ⁶ ops.
Electrical life (Rated load)	100 x 10 ³ ops.	100 x 10 ³ ops. 25 x 10 ³ (TV3) 50 x 10 ³ (F1R)	50 x 10 ³ ops.
Operating temperature	-40 to 70 °C / 85 °C	-40 to 75 °C	-40 to 85 °C
Coil voltage (DC)	3 to 48 V	3 to 110 V	5 to 24 V
Nominal coil power	0.2 to 0.3 W	0.4 to 0.53 W	0.4 to 0.6 W (30 to 100 ms)
Surge strength	10.000 V	10.000 V	10.000 V
Dielectric strength (1 min.)	Open contacts: 750VA Coil and contacts: 5000VAC	Open contacts: 1000VAC Coil and contacts: 5000VAC	Open contacts: 1000VAC Coil and contacts: 5000VAC
Safety standards	UL, CSA, VDE, CQC	UL, CSA, VDE, BSI, IMQ	UL, CSA, VDE, CQC
Mounting / Enclosure	Through hole / RTIII	Through hole / RTIII	Through hole / RTIII
Terminal layout (bottom view)		 <p>F1A 1 N.O. 2 COM. 3 N.C. 4 8 N.O. 7 COM. 6 N.C. 5</p> <p>F1C 1 N.O. 2 COM. 4 8 N.O. 7 COM. 5</p>	 <p>2 Reset 3 4 Set 1 10 P a) 7 6 5 Set 9 8 S a) 7 6 5 Set 1 2 Reset 3 4 Set 8 a) 7 6 5 Set</p> <p>a) omitted on 2 a types</p>



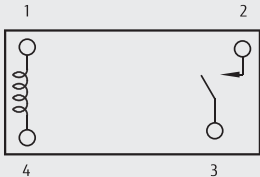
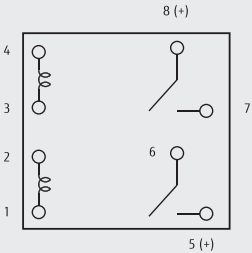
Power Relays (5A ~ 10A)

Series Name	FTR-LY	JS	JS-RW
		 	 
Description	6A Slim Type Relay	8A Low Profile Relay	8A Low Profile Relay Reflow Capable
Remarks	<ul style="list-style-type: none"> ■ Ultra slim ■ Socket type available ■ Right angle type available ■ Compliant to IEC61010-2-201 	<ul style="list-style-type: none"> ■ 3.2 and 5 mm pitch types ■ AgCd types (not for new designs) ■ IEC60335-1 types (-GW) ■ 3μAu versions 	<ul style="list-style-type: none"> ■ Reflow solderable relay (RTH) ■ 3.2 and 5 mm pitch types ■ Flux proof ■ Contact Fujitsu for details ■ 3μAu versions
Dimensions (W x L x H mm)	5.0 x 28.0 x 15.0	10.0 x 29.0 x 12.5	10.0 x 29.0 x 12.5
Weight (approx.)	5.0 g	8.0 g	8.0 g
Contact form	1 a, 1 c	1 a, 1 c	1 a, 1 c
Contact rating (Resistive load)	6A, 250VAC/24VDC	8A, 250VAC/24VDC	8A, 250VAC/24VDC
Minimum switching load (ref.)	5VDC, 10mA (-V type)	5VDC 10mA	5VDC 100mA
Mechanical life	10 x 10 ⁶ ops.	20 x 10 ⁶ ops.	20 x 10 ⁶ ops.
Electrical life (Rated load)	30 x 10 ³ ops. to 60 x 10 ³ ops.	20 x 10 ³ ops. to 100 x 10 ³ ops. (Depends on contact material)	20 x 10 ³ ops. to 100 x 10 ³ ops.
Operating temperature	-40 to 85 °C	-40 to 85 °C	-40 to 85 °C
Coil voltage (DC)	5 to 60 V	5 to 60 V	5 to 60 V
Nominal coil power	0.17 W / 0.217 mW	0.22 to 0.29 W	0.22 to 0.29 W
Surge strength	6.000 V	10.000 V	10.000 V
Dielectric strength (1 min.)	Open contacts: 1000VAC Coil and contacts: 4000VAC	Open contacts: 1000VAC Coil and contacts: 5000VAC	Open contacts: 1000VAC Coil and contacts: 5000VAC
Safety standards	UL, CSA, VDE	UL, CSA, VDE, BSI, CQC	Pending
Mounting / Enclosure	Through hole / RTIII	Through hole / RTIII	Through hole / Reflow (THR) / RTII
Terminal layout (bottom view)	 <p>*omitted on 1 form A type</p>		

Power Relays (5A ~ 10A)

Series Name	JSL	JS-KS	FTR-H2
			
Description	8A Low Profile Latching Relay	8A Low Profile High Inrush Relay	10A High Profile Relay
Remarks	<ul style="list-style-type: none"> ■ Latching type ■ 1 and 2 coil types available ■ 3.2mm pitch 	<ul style="list-style-type: none"> ■ 1000W lamp load ■ 65A inrush (TV4) ■ 5mm pitch 	<ul style="list-style-type: none"> ■ TV-5 rated ■ High sensitive types ■ 3.5mm pitch
Dimensions (W x L x H mm)	10.0 x 29.0 x 12.5	10.0 x 29.0 x 12.5	11.0 x 24.0 x 25.0
Weight (approx.)	8.0 g	8.0 g	13.0 g
Contact form	1 a, 1 c	1 a	1 a
Contact rating (Resistive load)	8A, 250VAC/24VDC	8A, 250VAC/24VDC	10A, 250VAC/30VDC
Minimum switching load (ref.)	5VDC 100mA	5VDC 100mA	5VDC 10mA
Mechanical life	5 x 10 ⁶ ops.	20 x 10 ⁶ ops.	20 x 10 ⁶ ops.
Electrical life (Rated load)	50 x 10 ³ ops.	100k @ rated load 25k @ 1000W lamp load (TV4)	100 x 10 ³ ops. to 25 x 10 ³ ops. (TV-5)
Operating temperature	-40 to 85 °C	-40 to 85 °C	-40 to 70 °C
Coil voltage (DC)	3 to 24 V	5 to 60 VDC	5 to 48 V
Nominal coil power	0.22 (20 to 1000ms)	0.22 to 290mw	0.25 to 0.53 W
Surge strength	10.000 V	10.000 V	10.000 V
Dielectric strength (1 min.)	Open contacts: 1000VAC Coil and contacts: 5000VAC	Open contacts: 1000VAC Coil and contacts: 5000VAC	Open contacts: 1.000VAC Coil and contacts: 4.000VAC
Safety standards	UL, CSA, VDE	UL, CSA, VDE	UL, CSA, VDE, CQC
Mounting / Enclosure	Through hole / RT III	Through hole / RT III	Through hole / RT II / RT III
Terminal layout (bottom view)	 <p>(a omitted on 1 a types)</p>		

Power Relays (5 ~ 10A)

Series Name	FTR-H3	FTR-J2
		
Description	10A Low Noise, High Inrush, Low Profile Relay	10A, 450VDC Small High Voltage DC Relay
Remarks	<ul style="list-style-type: none"> ■ Pin compatible with FTR-H1 series (1 form A) ■ Noise level 50dB ■ TV-5 and TV-8 rating types 	<ul style="list-style-type: none"> ■ Special arc extinguishing provision ■ 150A inrush
Dimensions (W x L x H mm)	13.7 x 28.8 x 18.8	23.5 x 24.0 x 27.0
Weight (approx.)	13.0 g	26.0 g
Contact form	1 a	2 x 1 a, 1 x 1 a
Contact rating (Resistive load)	10A, 250VAC/30VDC	10A, 200VDC x 2 or 10A, 450VDC 600VDC max. switching voltage
Minimum switching load (ref.)	5VDC 100mA	5VDC, 100mA
Mechanical life	20 x 10 ⁶ ops.	2 x 10 ⁶ ops.
Electrical life (Rated load)	100 x 10 ³ ops. to 25 x 10 ³ ops. (TV-5, TV-8)	10 x 10 ³ ops.
Operating temperature	-40 to 75 °C	-40 to 85 °C
Coil voltage (DC)	5 to 48 V	5 to 110 V
Nominal coil power	0.53 W	0.53 to 1.06 W
Surge strength	10.000 V	10.000 V
Dielectric strength (1 min.)	Open contacts: 1.000VAC Coil and contacts: 5.000VAC	Open contacts: 1.000VAC Coil and contacts: 4.000VAC
Safety standards	UL, CSA, VDE, CQC	UL, VDE
Mounting / Enclosure	Through hole	Through hole / RT II
Terminal layout (bottom view)		

Power Relays (>10A ~ 20A)

Series Name	FTR-K1	FTR-K1-(RG)	FTR-K1-E
-------------	--------	-------------	----------



Description	Inrush 80A Type		Transparent Cover, Inrush 80A Type		AgNi Contact	
Type	FTR-K1AK()T	FTR-K1CK()W	FTR-K1AK()T-RG	FTR-K1CK()W-RG	FTR-K1AK()E	FTR-K1CK()E
Remarks	<ul style="list-style-type: none"> ■ Au plated types (-BG) ■ 5mm pitch 		<ul style="list-style-type: none"> ■ Cover material PC ■ Max operating temp. 70°C ■ 10A / 12A types ■ 3.5mm / 5.0mm pitch ■ AgNi types 		<ul style="list-style-type: none"> ■ Contact material AgNi ■ Clear cover types (-RG) ■ 5mm pitch 	

Dimensions (W x L x H mm)	12.7 x 29.0 x 15.7		12.7 x 29.0 x 15.7		12.7 x 29.0 x 15.7	
Weight (approx.)	13.0 g		13.0 g		13.0 g	
Contact form	1 a	1 c	1 a	1 c	1 a	1 c
Contact rating (Resistive load)	16A, 250VAC/24VDC		16A, 250VAC/24VDC		16A, 250VAC/24VDC	
Minimum switching load (ref.)	5VDC 100mA		5VDC 100mA		5VDC 100mA	
Mechanical life	20 x 10 ⁶ ops.		20 x 10 ⁶ ops.		20 x 10 ⁶ ops.	
Electrical life (Rated load)	100 x 10 ³ ops. (AC)	50 x 10 ³ ops. (AC)	100 x 10 ³ ops. (AC)	50 x 10 ³ ops. (AC)	100 x 10 ³ ops. (AC)	50 x 10 ³ ops. (AC)
	100 x 10 ³ ops. (DC)	30 x 10 ³ ops. (DC)	100 x 10 ³ ops. (DC)	30 x 10 ³ ops. (DC)	100 x 10 ³ ops. (DC)	30 x 10 ³ ops. (DC)
	25 x 10 ³ ops. (TV-5)	25 x 10 ³ ops. (TV-5) (N.O.)	25 x 10 ³ ops. (TV-5)	25 x 10 ³ ops. (TV-5) (N.O.)	25 x 10 ³ ops. (TV-5)	25 x 10 ³ ops. (TV-5) (N.O.)
Operating temperature	-40 to 85 °C		-40 to 70 °C		-40 to 85 °C	
Coil voltage (DC)	5 to 110 VDC		5 to 110 V		5 to 110 V	
Nominal coil power	0.4 W		0.4 W		0.4 W	
Surge strength	10.000 V		10.000 V		10.000 V	
Dielectric strength (1 min.)	Open contacts: 1.000VAC Coil and contacts: 5.000VAC		Open contacts: 1.000VAC Coil and contacts: 5.000VAC		Open contacts: 1.000VAC Coil and contacts: 5.000VAC	
Safety standards	UL, CSA, VDE, CQC		VDE		UL, CSA, VDE	
Mounting / Enclosure	Through hole, RTII		Through hole, RTII		Through hole, RTII	
Terminal layout (bottom view)						

Power Relays (>10A ~ 20A)

Series Name	FTR-K1-KS	FTR-K1-HC	FTR-K1-MA / MB
-------------	-----------	-----------	----------------



Description	Inrush 120A Type		High Capacity 20A Type	12A Type	
Type	FTR-K1AK() T-KS	FTR-K1CK() T-KS	FTR-K1AK()T-HC	FTR-K1AK() W-(MA;MB)	FTR-K1CK() W-(MA;MB)
Remarks	■ 5mm pitch		■ 5mm pitch	<ul style="list-style-type: none"> ■ Au plated types (-BG) ■ Clear cover types (-RG) ■ 3.5mm pitch. MA type ■ 5mm pitch MB type 	

Dimensions (W x L x H mm)	12.7 x 29.0 x 15.7		12.7 x 29.0 x 15.7	12.7 x 29.0 x 15.7	
Weight (approx.)	13.0 g		13.0 g	13.0 g	
Contact form	1 a	1 c	1 a	1 a	1 c
Contact rating (Resistive load)	16A, 250VAC		20A, 250VAC	12A, 250VAC/24VDC	
Minimum switching load (ref.)	5VDC 100mA		5VDC 100mA	5VDC 100mA	
Mechanical life	20 x 10 ⁶ ops.		20 x 10 ⁶ ops.	20 x 10 ⁶ ops.	
Electrical life (Rated load)	100 x 10 ³ ops. (AC) 25 x 10 ³ ops. (TV-8)	30 x 10 ³ ops. (AC) 25 x 10 ³ ops. (TV-8) (N.O.)	100 x 10 ³ ops. (AC) 25 x 10 ³ ops. (TV-5)	100 x 10 ³ ops. (AC) 100 x 10 ³ ops. (DC)	
Operating temperature	-40 to 85 °C		-40 to 85 °C	-40 to 85 °C	
Coil voltage (DC)	5 to 110 V		5 to 110 V	5 to 110 V	
Nominal coil power	0.4 W / 0.43 W		0.4 W / 0.43 W	0.4 W / 0.43 W	
Surge strength	10.000 V		10.000 V	10.000 V	
Dielectric strength (1 min.)	Open contacts: 1.000VAC Coil and contacts: 5.000VAC		Open contacts: 1.000VAC Coil and contacts: 5.000VAC	Open contacts: 1.000VAC Coil and contacts: 5.000VAC	
Safety standards	UL, CSA, VDE,		UL, CSA, VDE,	UL, CSA, VDE,	
Mounting / Enclosure	Through hole, RTII		Through hole, RTII	Through hole, RTII	
Terminal layout (bottom view)	<p>K1AK 5 6 7 COM. 8 N.O. 4 3 2 COM. 1 N.O.</p> <p>K1CK 5 6 7 COM. 8 N.O. 4 3 2 COM. 1 N.O.</p>		<p>K1AK 5 6 7 COM. 8 N.O. 4 3 2 COM. 1 N.O.</p> <p>K1CK 5 6 7 COM. 8 N.O. 4 3 2 COM. 1 N.O.</p>	<p>5 6 N.C. 8 N.O. 4 2 COM.</p>	

Power Relays (>10A ~ 20A)




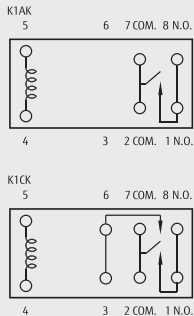
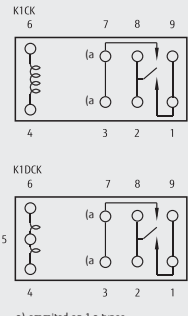
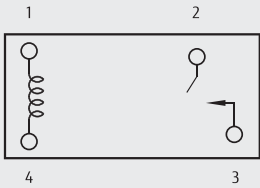
Series Name	FTR-K1-HT	FTR-K1-KW	FTR-K1-LA / LB
-------------	-----------	-----------	----------------



Description	16A High Temperature 105°C Type		16A Plastic Sealed 105°C Type		10A High Sensitive Type	
Type	FTR-K1AK() T-HT	FTR-K1CK() W-HT	FTR-K1AK() W-KW	FTR-K1CK() W-KW	FTR-K1AL() W-(LA, LB)	FTR-K1CL() W-LA
Remarks	■ 5mm pitch		■ 5mm pitch		<ul style="list-style-type: none"> ■ Clear cover types (-RG) ■ Gold plated contact types (-BG) ■ 3.5mm pitch LA type ■ 5mm pitch LB type 	

Dimensions (W x L x H mm)	12.7 x 29.0 x 15.7		12.7 x 29.0 x 15.7		12.7 x 29.0 x 15.7	
Weight (approx.)	13.0 g		13.0 g		13.0 g	
Contact form	1 a	1 c	1 a	1 c	1 a	1 c
Contact rating (Resistive load)	16A, 250VAC/24VDC		16A, 250VAC		10A, 250VAC	
Minimum switching load (ref.)	5VDC 100mA		5VDC 100mA		5VDC 100mA	
Mechanical life	20 x 10 ⁶ ops.		20 x 10 ⁶ ops.		20 x 10 ⁶ ops.	
Electrical life (Rated load)	100 x 10 ³ ops. (AC) 100 x 10 ³ ops. (DC) 25 x 10 ³ ops. (TV-5)	50 x 10 ³ ops. (AC) 30 x 10 ³ ops. (DC)	20 x 10 ³ ops. (AC) 10 x 10 ³ ops. (TV-8)	10 x 10 ³ ops. (AC) 10 x 10 ³ ops. (TV-8) (N.O.)	100 x 10 ³ ops. (AC) 100 x 10 ³ ops. (DC) 25 x 10 ³ ops. (TV-5)	50 x 10 ³ ops. (AC) 30 x 10 ³ ops. (DC) 25 x 10 ³ ops. (TV-5) (N.O.)
Operating temperature	-40 to 105 °C		-40 to 105 °C		-40 to 105 °C	
Coil voltage (DC)	5 to 110 VDC		5 to 110 V		5 to 110 V	
Nominal coil power	0.4 W		0.4 W		0.25 W	
Surge strength	10.000 V		10.000 V		10.000 V	
Dielectric strength (1 min.)	Open contacts: 1.000VAC Coil and contacts: 5.000VAC		Open contacts: 1.000VAC Coil and contacts: 5.000VAC		Open contacts: 1.000VAC Coil and contacts: 5.000VAC	
Safety standards	UL, CSA, VDE		UL, CSA, VDE		UL, CSA, VDE	
Mounting / Enclosure	Through hole / RTII		Through hole / RTIII		Through hole / RTII	
Terminal layout (bottom view)	<p>K1AK 5 6 7.COM. 8 N.O. 4 3 2.COM. 1 N.O.</p> <p>K1CK 5 6 7.COM. 8 N.O. 4 3 2.COM. 1 N.O.</p>	<p>K1AK 5 6 7.COM. 8 N.O. 4 3 2.COM. 1 N.O.</p> <p>K1CK 5 6 7.COM. 8 N.O. 4 3 2.COM. 1 N.O.</p>	<p>K1L-LA 5 6 N.C. 8 N.O. 4 2.COM.</p> <p>K1L-LC 5 7.COM. 8 N.O. 4 2.COM. 1 N.O.</p>			

Power Relays (>10A ~ 20A)

Series Name	FTR-K1T		FTR-K1L		FTR-K2
					
Description	17A Tab Terminal Type		16A Latching Type		16A High Profile Relay
Type	FTR-K1TAK	FTR-K1TBK	FTR-K1L(D) AK()T	FTR-K1L(D) CK()W	FTR-K2AK-T
Remarks	<ul style="list-style-type: none"> ■ Au plated contacts (-BG) ■ Horizontal / vertical tabs ■ TV-5 rated 		<ul style="list-style-type: none"> ■ 1 and 2 coil types ■ TV-5 rated 		<ul style="list-style-type: none"> ■ TV-5 rated ■ 1mm contact gap types ■ 3.5mm pitch
Dimensions (W x L x H mm)	12.7 x 44.5 x 15.7	12.7 x 40.5 x 15.7	12.7 x 29.0 x 15.7		11.0 x 24.0 x 25.0
Weight (approx.)	14.8 g		13.0 g		13.0 g
Contact form	1 a	1 b	1 a	1 c	1 a
Contact rating (Resistive load)	17A, 250VAC		16A, 250VAC/24VDC		16A, 250VAC / (125VAC) / 30VDC
Minimum switching load (ref.)	5VDC 100mA		5VDC 100mA		5VDC 100mA
Mechanical life	20 x 10 ⁶ ops.		3 x 10 ⁶ ops.		1 x 10 ⁶ ops.
Electrical life (Rated load)	100 x 10 ³ ops. (AC) 25 x 10 ³ ops. (TV-5)	50 x 10 ³ ops. (AC)	100 x 10 ³ ops. (AC) 100 x 10 ³ ops. (DC) 25 x 10 ³ ops. (TV-5)	50 x 10 ³ ops. (AC) 30 x 10 ³ ops. (AC) 25 x 10 ³ ops. (TV-5) (N.O.)	100 x 10 ³ ops. 25 x 10 ³ ops. (TV-8)
Operating temperature	-40 to 105 °C		-40 to 105 °C		-40 to 70 °C
Coil voltage (DC)	5 to 110 VDC		5, 12, 24 V		5 to 110 V
Nominal coil power	0.4 W		1 Coil 0.4 W, 2 Coil 0.6 W		0.53 W
Surge strength	10.000 V		10.000 V		10.000 V
Dielectric strength (1 min.)	Open contacts: 1.000VAC Coil and contacts: 5.000VAC		Open contacts: 1.000VAC Coil and contacts: 5.000VAC		Open contacts: 1.000VAC Coil and contacts: 4.000VAC
Safety standards	CSA, VDE		VDE, cULus		UL, CSA, VDE, CQC
Mounting / Enclosure	Through hole / RTII		Through hole / RTII		Through hole / RTII
Terminal layout (bottom view)			 <p>a) omitted on 1 a types</p>		

Power Relays (>10A ~ 20A)

Series Name	FTR-K2G
--------------------	----------------




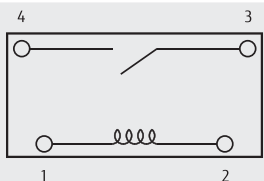
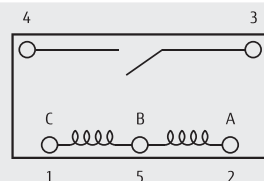
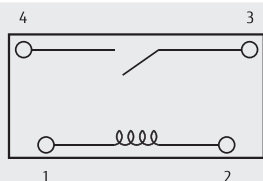


Description	20A 3mm Wide Contact Gap Relay
Type	FTR-K2G
Remarks	<ul style="list-style-type: none"> ■ TV-8 rated ■ 3mm contact gap ■ Reinforced insulation ■ Full disconnection

Dimensions (W x L x H mm)	16.0 x 35.0 x 28.0
Weight (approx.)	34.0 g
Contact form	1 a
Contact rating (Resistive load)	20A, 250VAC (120A TV-8 inrush)
Minimum switching load (ref.)	5VDC 100mA
Mechanical life	1 x 10 ⁶ ops.
Electrical life (Rated load)	100 x 10 ³ ops. 25 x 10 ³ ops. (TV-8)
Operating temperature	-40 to 70 °C
Coil voltage (DC)	5 to 110 V
Nominal coil power	0.93 W / 1.05 W
Surge strength	10.000 V
Dielectric strength (1 min.)	Open contacts: 1.000VAC Coil and contacts: 5.000VAC
Safety standards	UL, VDE
Mounting / Enclosure	Through hole

Terminal layout (bottom view)	<p>4 5 COM. 6 N.O.</p> <p>3 2 COM. 1 N.O.</p>
--------------------------------------	---

Power Relays (20A ~ 25A)

Series Name	FTR-K3	FTR-K3L	FTR-K3-WG
			
Description	20 - 25A Heavy Load Relay	25 - 32A Heavy Load Latching Relay	25A 1.5mm Contact Gap Relay
Type	FTR-K3	FTR-K3L	FTR-K3-WG
Remarks	<ul style="list-style-type: none"> ■ Tab terminal types (J) ■ Flat types (-F) ■ High insulation type (-LS) ■ High current type (-HC) ■ PCB tab types (A) 	<ul style="list-style-type: none"> ■ 2 coil latching type ■ Screw terminal type (-LV) ■ Tab terminal types 	<ul style="list-style-type: none"> ■ 1.5mm contact gap ■ 2 coil latching type available (FTR-K3L-WG)
Dimensions (W x L x H mm)	15.7 x 30.1 x 23.3	15.7 x 30.1 x 23.3	15.7 x 30.1 x 23.3
Weight (approx.)	25.0 g	25.0 g	25.0 g
Contact form	1 a	1 a	1 a
Contact rating (Resistive load)	20A, 250VAC 25A, 250VAC	25A, 250VAC	25A, 250VAC
Minimum switching load (ref.)	5VDC 100mA	5VDC 100mA	5VDC 100mA
Mechanical life	2 x 10 ⁶ ops.	1 x 10 ⁶ ops.	2 x 10 ⁶ ops.
Electrical life (Rated load)	100 x 10 ³ ops.	100 x 10 ³ ops.	30 - 100 x 10 ³ ops.
Operating temperature	-40 to 60 °C	-40 to 85 °C	-40 to 85 °C
Coil voltage (DC)	5 to 48 V	5 to 24 V	5 to 48 V
Nominal coil power	0.78 W	30-1000 msec	0.78 W
Surge strength	8.500 V	8.500 V	8.500 V
Dielectric strength (1 min.)	Open contacts: 1.000VAC Coil and contacts: 5.000VAC	Open contacts: 1.000VAC Coil and contacts: 5.000VAC	Open contacts: 1.000VAC Coil and contacts: 5.000VAC
Safety standards	UL, CSA, VDE, CQC, TÜV	UL, VDE	UL, VDE, CQC
Mounting / Enclosure	Through hole / RTII	Through hole / RTII	Through hole / RTII
Terminal layout (bottom view)			

Power Relays (20A ~ 25A)

Series Name	FTR-K3-WS
--------------------	------------------




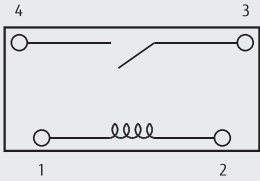
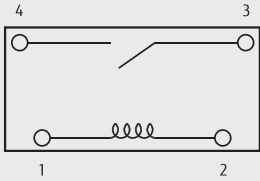
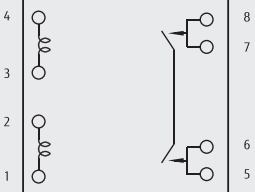


Description	25A 1.8mm Contact Gap Relay
Type	FTR-K3-WS
Remarks	■ 1.8mm contact gap

Dimensions (W x L x H mm)	15.7 x 30.1 x 23.3
Weight (approx.)	26.0 g
Contact form	1 a
Contact rating (Resistive load)	25A, 250VAC
Minimum switching load (ref.)	5VDC 100mA
Mechanical life	100 x 10 ³ ops.
Electrical life (Rated load)	30 x 10 ³ ops.
Operating temperature	-40 to 85 °C
Coil voltage (DC)	5 to 48 V
Nominal coil power	1.2 W
Surge strength	8.500 V
Dielectric strength (1 min.)	Open contacts: 1.000VAC Coil and contacts: 5.000VAC
Safety standards	UL, VDE
Mounting / Enclosure	Through hole / RTII


Terminal layout (bottom view)	
--------------------------------------	--

Power Relays (30A ~ 120A)

Series Name	FTR-K3-PV	FTR-K3-PS	FTR-K2W
			
Description	32A 1.5mm Contact Gap Relay	32A 1.8mm Contact Gap Relay	30A 60VDC 6mm Contact Gap Relay
Type	FTR-K3-PV	FTR-K3-PS	FTR-K2W
Remarks	<ul style="list-style-type: none"> ■ High capacity 32A ■ 1.5mm contact gap ■ 2 coil latching type available (FTR-K3L-PV) 	<ul style="list-style-type: none"> ■ High capacity 32A ■ 1.8mm contact gap 	<ul style="list-style-type: none"> ■ 2 x 3mm contact gap total 6mm
Dimensions (W x L x H mm)	15.7 x 30.1 x 23.3	15.7 x 30.1 x 23.3	34.9 x 36.5 x 30.2
Weight (approx.)	25.0 g	26.0 g	74.0 g
Contact form	1 a	1 a	1 x
Contact rating (Resistive load)	32A, 250VAC	32A, 250VAC	30A, 250VAC
Minimum switching load (ref.)	5VDC 100mA	5VDC 100mA	5VDC 100mA
Mechanical life	1 x 10 ⁶ ops.	100 x 10 ³ ops.	1 x 10 ⁶ ops.
Electrical life (Rated load)	30 x 10 ³ ops.	30 x 10 ³ ops.	10 x 10 ³ ops.
Operating temperature	-40 to 85 °C	-40 to 85 °C	-40 to 85 °C
Coil voltage (DC)	5 to 48 V	5 to 48 V	5 to 48 V
Nominal coil power	1.2 W	1.4 W	2 W
Surge strength	6.000 V	6.000 V	10.000 V
Dielectric strength (1 min.)	Open contacts: 2.500VAC Coil and contacts: 4.000VAC	Open contacts: 2.500VAC Coil and contacts: 4.000VAC	Open contacts: 2.000VAC Coil and contacts: 5.000VAC
Safety standards	UL, VDE	UL, VDE	UL, TÜV
Mounting / Enclosure	Through hole / RTII	Through hole / RTII	Through hole / RTII
Terminal layout (bottom view)			

Power Relays (30A ~ 120A)

Series Name	FTR-K4
--------------------	---------------




Description	120A High Power Latching Relay
Remarks	<ul style="list-style-type: none"> ■ 2 coil latching type available ■ Meets IEC62055-31 UC 3 category ■ 3000A inrush

Dimensions (W x L x H mm)	37.0 x 43.0 x 22.0
Weight (approx.)	170 g
Contact form	1 a
Contact rating (Resistive load)	120A, 277VAC
Minimum switching load (ref.)	5VDC 100mA
Mechanical life	1 x 10 ⁶ ops.
Electrical life (Rated load)	10 x 10 ³ ops.
Operating temperature	-40 to 85 °C
Coil voltage (DC)	12, 24, 48 V
Nominal coil power	2.4 / 4.8 W
Surge strength	12.500 V
Dielectric strength (1 min.)	Open contacts: 2.000VAC Coil and contacts: 4.000VAC
Safety standards	UL, TÜV
Mounting / Enclosure	Through hole / Screws / RTII

Terminal layout (bottom view)	

Signal Relays (1A ~ 2A)




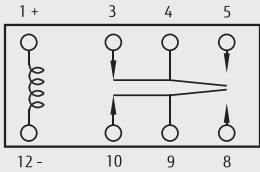
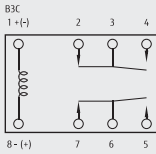
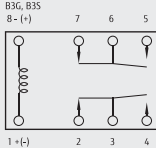
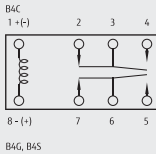
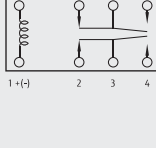
Series Name	SY	RY	A
-------------	----	----	---



Description	1A Slim Type Relay	1/2A Signal Relay	1/2A Low Profile Relay
Remarks	<ul style="list-style-type: none"> ■ DIL pitch terminals ■ Single bifurcated contact types 	<ul style="list-style-type: none"> ■ 2nd generation ■ Dual in-line pins ■ High dielectric strength types 	<ul style="list-style-type: none"> ■ 1 and 2 coil versions available ■ Latching type available


Dimensions (W x L x H mm)	7.4 x 12.5 x 9.5	9.8 x 20.2 x 12.5	9.4 x 14.0 x 5.0
Weight (approx.)	1.7 g	5.0 g	1.2 g
Contact form	1 c	2 c / 2 d	2 c
Contact rating (Resistive load)	0.5 120VAC (SY), 1A 24VDC 0.5A, 60VAC (SY-W), 1A 24VDC	0.5 120VAC (RY-W, WZ), 1A 24VDC 0.25A 120VAC (RY-WF), 1A 24VDC 0.5A 125VAC (RY-WFZ), 2A 30VDC	0.5A 125VAC 1A, 30VDC
Minimum switching load (ref.)	0.1VDC 0.1A 1VDC 1mA	10mVDC 0.01A	10mVDC 0.01mA
Mechanical life	5 x 10 ⁶ ops.	20 x 10 ⁶ ops. (W) 10 x 10 ⁶ ops. (WF, WZ, WFZ)	100 x 10 ⁶ ops. (A) 10 x 10 ⁶ ops. (AL, AL-D)
Electrical life (Rated load)	100 x 10 ³ ops.	100 x 10 ³ ops. (DC 30V, 2A) (2 Amp type) 200 x 10 ³ ops. (AC 120V, 0.5A) (1 Amp type) 500 x 10 ³ ops. (DC 24V, 1A / AC 120V, 0.25A)	500 x 10 ³ ops. (DC) 200 x 10 ³ ops. (AC)
Coil voltage (DC)	1.5 to 24 V	3 to 48 V	1.5 to 24 V (48 V Only standard type)
Nominal coil power	0.15 to 0.175 W	0.15 to 0.58 W	0.1 to 0.3 W
Surge strength	1.500 V	1.500 V	1.500 V
Dielectric strength (1 min.)	Open contacts: 300/400VAC Coil and contacts: 1.000VAC	Open contacts: 500VAC (W, WZ, WFZ) 1.000VAC (WF) Coil and contacts: 1.000VAC	Open contacts: 1.000VAC Coil and contacts: 1.000VAC
Safety standards	UL, CSA, FCC68	UL, CSA, FCC68	UL, CSA, FCC68
Mounting / Enclosure	Through hole / RTIII	Through hole / RTIII	Through hole / RTIII
Terminal layout (bottom view)			

Signal Relays (1 ~ 2A)

Series Name	NA	FTR-B3	FTR-B4
			
Description	1/2A Slim Type Relay	Low Profile Relay	Slim Type Relay
Remarks	<ul style="list-style-type: none"> ■ Latching type available 	<ul style="list-style-type: none"> ■ Latching type available ■ Space saver versions ■ THT and SMT versions 	<ul style="list-style-type: none"> ■ Latching type available ■ Space saver versions ■ THT and SMT versions
Dimensions (W x L x H mm)	7.4 x 14.9 x 9.7	7.2 x 10.6 x 5.45	5.7 x 10.6 x 9.0
Weight (approx.)	1.6 g	0.85 g	1.0 g
Contact form	2 c	2 c	2 c
Contact rating (Resistive load)	0.5A 125VAC 1A 30VDC	0.3A 125VAC 1A 30VDC	0.3A 125VAC 1A 30VDC
Minimum switching load (ref.)	10mVDC 0.01mA	10mVDC 0.01mA	10mVDC 0.01mA
Mechanical life	100 x 10 ⁶ ops. (NA, NAL) 10 x 10 ⁶ ops. (NAL-D)	50 x 10 ⁶ ops. (FTR-B3...A) 20 x 10 ⁶ ops. (FTR-B3...B)	50 x 10 ⁶ ops. 20 x 10 ⁶ ops. (latching)
Electrical life (Rated load)	500 x 10 ³ ops. (DC) 200 x 10 ³ ops. (AC)	100 x 10 ³ ops. (DC)	100 x 10 ³ ops. BSI
Coil voltage (DC)	1.5 to 24 V (48V Only standard type)	1.5 to 24 V	1.5 to 24 V
Nominal coil power	0.1 to 0.3 W	0.14 to 0.23 W	0.14 to 0.23 W
Surge strength	2.500 V (NA, NAL) 1.500 V (NAL-D)	2.500 V	2.500 V
Dielectric strength (1 min.)	Open contacts: 1.00VAC Coil and contacts: 1.500VAC (NA, NAL) 1.000VAC (NAL-D)	Open contacts: 1.000VAC Coil and contacts: 1.500VAC	Open contacts: 1.000VAC Coil and contacts: 1.500VAC
Safety standards	UL, CSA, FCC68, Telcordia, IEC60950-1	UL, CSA, BSI, FCC68, Telcordia, IEC60950-1	UL, CSA, FCC68, Telcordia, IEC60950-1
Mounting / Enclosure	Through hole / RTIII	Through hole / Surface mount / RTIII	Through hole / Surface mount / RTIII
Terminal layout (bottom view)		 	 

Signal Relays (1 ~ 2A)

Series Name	FTR-C1	FTR-C2
-------------	--------	--------



Description	1A Miniature Relay	1A Miniature Relay
Remarks	<ul style="list-style-type: none"> ■ Latching type available ■ Contact gap 0.6mm ■ Bifurcated contacts ■ High surge strength 	<ul style="list-style-type: none"> ■ Contact gap 2mm ■ Creepage clearance 2mm ■ THT and SMT versions

Dimensions (W x L x H mm)	7.5 x 15.0 x 9.3	9.8 x 20.5 x 11.4
Weight (approx.)	2.0 g	3.7 g
Contact form	2 c	2 c
Contact rating (Resistive load)	0.3A 125VAC 1A 30VDC	0.3A 125VAC 1A 30VDC
Minimum switching load (ref.)	10mVDC 0.01mA	10mVDC 0.01mA
Mechanical life	10 x 10 ⁶ ops.	10 x 10 ⁶ ops.
Electrical life (Rated load)	100 x 10 ³ ops.	100 x 10 ³ ops.
Coil voltage (DC)	3 to 24 V	3 to 24 V
Nominal coil power	0.14 to 0.3 W	0.15 to 0.3 W
Surge strength	5.000 V	2.500 V
Dielectric strength (1 min.)	Open contacts: 1.500VAC Coil and contacts: 3.000VAC	Open contacts: 1.500VAC Coil and contacts: 2.000VAC
Safety standards	UL, CSA, BSI, Telcordia	UL, CSA, BSI, Telcordia, IEC60950-1
Mounting / Enclosure	Through hole / Surface mount / RTIII	Through hole / Surface mount / RTIII

Terminal layout (bottom view)	Standard	Through hole / Surface mount
	<p>Standard 1 (+) 2 3 4 12 (-) 10 9 8 S R</p>	<p>Through hole / Surface mount 1 (+) 4 6 8 16 (-) 13 11 9 S R</p>
	<p>Latching (+) (-) 1 2 3 4 (+) (+) 12 10 9 8 S R</p>	

High Frequency Relays

Series Name	FTR-B3-RF
--------------------	------------------



Description	1 GHz RF Relay
Remarks	<ul style="list-style-type: none"> ■ Latching type available ■ S.M. space saver versions

Dimensions (W x L x H mm)	7.7 x 13.6 x 5.45
Weight (approx.)	1.3 g
Contact form	2 c
Contact rating (Resistive load)	0.3A 125VAC 1A 30VDC
Minimum switching load (ref.)	10mVDC 0.01mA
RF characteristics (@ 50 Ω)	3W @ 1GHz-switching 1W @ 1GHz-carry Isolation > 30dB @ 1GHz Insertion loss < 0.2dB @ 1GHz V.S.W.R. < 1.2 @ 1GHz
Mechanical life	50 x 10 ⁶ ops.
Electrical life (Rated load)	100 x 10 ³ ops.
Coil voltage (DC)	1.5 to 24 V
Nominal coil power	0.1 to 0.23 W
Surge strength	1.500 V
Dielectric strength (1 min.)	Open contacts: 750VAC Coil and contacts: 750VAC
Safety standards	
Mounting / Enclosure	Surface mount / RTIII

Terminal layout (bottom view)	
--------------------------------------	--

Solid State Relays (1A ~ 3A)

Series Name	FTR-SL	SE
-------------	--------	----



Description	1.5A AC SSR	1/2A AC SSR	
Type		1.5 A type	2 A type
Remarks	<ul style="list-style-type: none"> ■ Pin compatible with FTR-LY ■ Internal zero cross circuit available ■ Internal varistor and snubber circuit 	<ul style="list-style-type: none"> ■ Internal zero cross circuit available 	

Dimensions (W x L x H mm)		5.0 x 28.0 x 15.0		5.0 x 20.0 x 17.0	5.0 x 20.0 x 20.0
Weight (approx.)		4.0 g		4.0 g	5.1 g
Current		1.0 A		1.5 A	2 A
Voltage type		AC		AC	
Nominal Voltage		5, 12, 24, 60 VDC		3, 5, 12, 24 VDC	
Input side	Impedance	5 V	560 Ω	3 V	130 Ω
		12 V	1.3k Ω	5 V	330 Ω
		24 V	2.4k Ω	12 V	1.0k Ω
		60 V	10k Ω	24 V	2.2k Ω
Output side	Load voltage range	AC 24 to 250 VAC rms		24 to 265 V rms	
	Max. load current	1.0 A rms		1.5 A rms	2 A rms
	Min. load current	1 mA rms		10 mA rms	
	1 cycle surge current	50 A		50 A	
	Max. off-state leakage current	1 mA rms		0.5 / 1.0 mA rms	1.0 / 2.0 mA rms
	Max. on-state voltage drop	1.3 V rms		1.2 V rms	1.3 V rms
Max. operating time		1/2 cycle + 1 ms		1 ms	
Max. release time		1/2 cycle + 1 ms		1/2 cycle + 1 ms	
Operating temperature		-30°C to 85°C		-30°C to 85°C	
Storage temperature		-40°C to 100°C		-40°C to 100°C	
Dielectric strength (I/O)		2.500 V rms		2.500 V rms	
Safety standards		-		UL, CSA	
Mounting		Through hole		Through hole	
Terminal layout (bottom view)					

Solid State Relays (1A ~ 3A)

Series Name	SJ	SN
-------------	----	----



Description	1A AC/DC SSR	1A AC/DC SSR
Remarks	<ul style="list-style-type: none"> ■ Pin compatible with JY ■ Internal surge absorber ■ Socket available 	<ul style="list-style-type: none"> ■ Compatible with NY ■ Internal surge absorber ■ Socket available

Dimensions (W x L x H mm)		10.0 x 20.0 x 12.8				5.0 x 20.0 x 17.0					
Weight (approx.)		5.5 g				2.9g	3.3 g	3.5 g		2.9 g	
Current		1.0 A				1A					
Voltage type		AC		DC		AC	DC	AC		DC	
Nominal Voltage		3, 5, 12, 24 VDC		5, 12, 24 VDC		100 VAC	12, 24 VDC	3, 5, 12, 24 VDC		5, 12, 24 VDC	
Input side	Impedance	3 V	120 Ω	-	-	-	-	3 V	130/180 Ω	-	-
		5 V	360 Ω	5 V	430 Ω	-	-	5 V	330/470 Ω	5 V	390 Ω
		12 V	1.0k Ω	12 V	1.2k Ω	-	-	12 V	1.0/1.5k Ω	12 V	1.2k Ω
		24 V	2.0k Ω	24 V	2.4k Ω	-	-	24 V	2.2k/3.0k Ω	24 V	2.4k Ω
Output side	Load voltage range		24 to 265 V rms		3 to 30 VDC		4 to 6 VDC		24 to 265 V rms		3 to 30 VDC
	Max. load current		1.0 A rms		1.0 A		±4 mA (VDD=5 V)	±4 mA (VDD=5 V)	1.0 A rms		1.0 A
	Min. load current		10 mA rms		1 mA		-	-	10 mA rms		1 mA
	1 cycle surge current		50 A rms		3.0 A (10ms)		-	-	50 A		3 A (10ms)
	Max. off-state leakage current		0.75 / 1.5 mA rms		0.1 mA		-	-	1.5/3.0 mA rms		0.1 mA
	Max. on-state voltage drop		1.2 V rms		1.2 V		-	-	1.2 V rms		1.2 V
Max. operating time		1 ms				25 ms	10 ms	1 ms			
Max. release time		1/2 cycle + 1 ms		1 ms		30 ms	10 ms	1/2 cycle + 1 ms		1 ms	
Operating temperature		-30°C to 85°C				-30°C to 85°C					
Storage temperature		-40°C to 100°C				-40°C to 100°C					
Dielectric strength (I/O)		2.500 V rms				2.500 V rms					
Safety standards		UL, CSA				UL, CSA					
Mounting		Through hole				Through hole					
Terminal layout (bottom view)		<p>SJ- (1) A SJ- (1) AN</p> <p>SJ- (1) D SJ- (1) DN</p>				<p>SNA 1 ~ 2 ~ 3 4 5 VDC OUT GND Input Output</p> <p>SNB 1 +/- 2 +/- 3 4 5 VDC OUT GND Input Output</p> <p>SNC 1 ~ 2 ~ 3+ 4 - Input Output</p> <p>SND 1+ 2- 3+ 4 - Input Output</p>					

реле fujitsu js 24 купить тел +375447584780 Минск

www.fotorele.net www.tiristor.by радиодетали, электронные компоненты









email minsk17@tut.by тел +375297584780 МТС

подробно смотрите ниже: каталог, описание, технические, характеристики, datasheet, параметры, маркировка, габариты, фото

QR код



автомобильные реле		
<ul style="list-style-type: none"> <input checked="" type="checkbox"/> FBR161 Series <input checked="" type="checkbox"/> FBR166 Series <input checked="" type="checkbox"/> FBR211 Series <input checked="" type="checkbox"/> FBR51 Series <input checked="" type="checkbox"/> FBR51 L Series <input checked="" type="checkbox"/> FBR51 (-WF) Series <input checked="" type="checkbox"/> FBR51 (-WR) Series <input checked="" type="checkbox"/> FBR512 Series <input checked="" type="checkbox"/> FBR512 (-WR) Series 	<ul style="list-style-type: none"> <input checked="" type="checkbox"/> FBR52 Series <input checked="" type="checkbox"/> FBR522 Series <input checked="" type="checkbox"/> FBR53 Series <input checked="" type="checkbox"/> FBR53-HW Series <input checked="" type="checkbox"/> FBR56 Series <input checked="" type="checkbox"/> FBR562 Series <input checked="" type="checkbox"/> FBR57 Series <input checked="" type="checkbox"/> FBR572 Series <input checked="" type="checkbox"/> FBR582 Series 	<ul style="list-style-type: none"> <input checked="" type="checkbox"/> FBR59-HW Series <input checked="" type="checkbox"/> FRL274 Series <input checked="" type="checkbox"/> FTR-G1 Series <input checked="" type="checkbox"/> FTR-P1 Series <input checked="" type="checkbox"/> FTR-P2 Series <input checked="" type="checkbox"/> FTR-P3 Series <input checked="" type="checkbox"/> FTR-P4 Series <input checked="" type="checkbox"/> FTR-P5 Series <input checked="" type="checkbox"/> FTR-P6 Series
Power Relays мощное, силовое реле		
<ul style="list-style-type: none"> <input checked="" type="checkbox"/> FBR161 Series <input checked="" type="checkbox"/> FBR163 Series <input checked="" type="checkbox"/> FTR-F1 (5A) Series <input checked="" type="checkbox"/> FTR-F1 (8A) Series <input checked="" type="checkbox"/> FTR-F1 L Series <input checked="" type="checkbox"/> FTR-F2 Series <input checked="" type="checkbox"/> FTR-F2 P Series <input checked="" type="checkbox"/> FTR-F3 (3A/5A slim type) Series <input checked="" type="checkbox"/> FTR-F3 (10A slim type) Series <input checked="" type="checkbox"/> FTR-F3 (5A) Series <input checked="" type="checkbox"/> FTR-F3 (5A changeover contact) <input checked="" type="checkbox"/> FTR-F3 (10A changeover contact) <input checked="" type="checkbox"/> FTR-F4 Series <input checked="" type="checkbox"/> FTR-F4G Series <input checked="" type="checkbox"/> FTR-H1 Series <input checked="" type="checkbox"/> FTR-H2 Series <input checked="" type="checkbox"/> FTR-H3 Series <input checked="" type="checkbox"/> FTR-J2 Series <input checked="" type="checkbox"/> FTR-JR Series <input checked="" type="checkbox"/> FTR-K1 (16A/inrush 80A) <input checked="" type="checkbox"/> FTR-K1 Series (16A) 	<ul style="list-style-type: none"> <input checked="" type="checkbox"/> FTR-K1 Series (10A) <input checked="" type="checkbox"/> FTR-K1 Series (105 deg. C) <input checked="" type="checkbox"/> FTR-K1 (transparent cover) <input checked="" type="checkbox"/> FTR-K1 Series (12A) <input checked="" type="checkbox"/> FTR-K1 Series (17A) <input checked="" type="checkbox"/> FTR-K1 L Series <input checked="" type="checkbox"/> FTR-K1-KS (16A/inrush 120A) <input checked="" type="checkbox"/> FTR-K1-KW Series <input checked="" type="checkbox"/> FTR-K2 Series <input checked="" type="checkbox"/> FTR-K2G Series <input checked="" type="checkbox"/> FTR-K2W Series <input checked="" type="checkbox"/> FTR-K3 Series <input checked="" type="checkbox"/> FTR-K3F Series <input checked="" type="checkbox"/> FTR-K3L Series <input checked="" type="checkbox"/> FTR-K3L-PV Series <input checked="" type="checkbox"/> FTR-K3LV Series <input checked="" type="checkbox"/> FTR-K3L-WG Series <input checked="" type="checkbox"/> FTR-K3PS Series <input checked="" type="checkbox"/> FTR-K3PV Series <input checked="" type="checkbox"/> FTR-K3WG Series <input checked="" type="checkbox"/> FTR-K3WS Series 	<ul style="list-style-type: none"> <input checked="" type="checkbox"/> FTR-LY Series <input checked="" type="checkbox"/> FTR-MY Series <input checked="" type="checkbox"/> JS Series <input checked="" type="checkbox"/> JSL Series <input checked="" type="checkbox"/> JS-KS Series <input checked="" type="checkbox"/> JS-RW Series <input checked="" type="checkbox"/> JV Series <input checked="" type="checkbox"/> JV-KS Series <input checked="" type="checkbox"/> JY Series <input checked="" type="checkbox"/> LZ Series <input checked="" type="checkbox"/> LZG Series <input checked="" type="checkbox"/> NY Series <input checked="" type="checkbox"/> VB Series <input checked="" type="checkbox"/> VE Series <input checked="" type="checkbox"/> VF Series <input checked="" type="checkbox"/> VG Series <input checked="" type="checkbox"/> VH Series <input checked="" type="checkbox"/> VR Series <input checked="" type="checkbox"/> VS Series <input checked="" type="checkbox"/> VS-NR Series <input checked="" type="checkbox"/> VSB Series
Signal Relays сигнальные реле		
<ul style="list-style-type: none"> <input checked="" type="checkbox"/> A Series <input checked="" type="checkbox"/> AS Series <input checked="" type="checkbox"/> BA Series <input checked="" type="checkbox"/> FBR12 Series <input checked="" type="checkbox"/> FBR18 Series <input checked="" type="checkbox"/> FBR20 Series <input checked="" type="checkbox"/> FBR20H Series 	<ul style="list-style-type: none"> <input checked="" type="checkbox"/> FBR244 Series <input checked="" type="checkbox"/> FBR46 Series <input checked="" type="checkbox"/> FTR-B2 Series <input checked="" type="checkbox"/> FTR-B3 Series <input checked="" type="checkbox"/> FTR-B3-RF Series <input checked="" type="checkbox"/> FTR-B4 Series <input checked="" type="checkbox"/> FTR-C1 Series 	<ul style="list-style-type: none"> <input checked="" type="checkbox"/> MZ Series <input checked="" type="checkbox"/> NA Series <input checked="" type="checkbox"/> NAS Series <input checked="" type="checkbox"/> RA Series <input checked="" type="checkbox"/> RA4 Series <input checked="" type="checkbox"/> RY Series <input checked="" type="checkbox"/> SY Series <input checked="" type="checkbox"/> UM1 Series

 FBR211 Series	 FTR-C2 Series	 UR1 Series
Solid State Relays твёрдотельное реле		
 FTR-SL Series  SE Series	 SG Series  SJ Series	 SN Series